
ShareBoost: Efficient Multiclass Learning with Feature Sharing

Shai Shalev-Shwartz*

Yonatan Wexler†

Amnon Shashua‡

Abstract

Multiclass prediction is the problem of classifying an object into a relevant target class. We consider the problem of learning a multiclass predictor that uses only few features, and in particular, the number of used features should increase sub-linearly with the number of possible classes. This implies that features should be shared by several classes. We describe and analyze the ShareBoost algorithm for learning a multiclass predictor that uses few shared features. We prove that ShareBoost efficiently finds a predictor that uses few shared features (if such a predictor exists) and that it has a small generalization error. We also describe how to use ShareBoost for learning a non-linear predictor that has a fast evaluation time. In a series of experiments with natural data sets we demonstrate the benefits of ShareBoost and evaluate its success relatively to other state-of-the-art approaches.

1 Introduction

Learning to classify an object into a relevant target class surfaces in many domains such as document categorization, object recognition in computer vision, and web advertisement. In multiclass learning problems we use training examples to learn a classifier which will later be used for accurately classifying new objects. Typically, the classifier first calculates several features from the input object and then classifies the object based on those features. In many cases, it is important that the runtime of the learned classifier will be small. In particular, this requires that the learned classifier will only rely on the value of few features.

We start with predictors that are based on *linear* combinations of features. Later, in Section 3, we show how our framework enables learning highly non-linear predictors by embedding non-linearity in the construction of the features. Requiring the classifier to depend on few features is therefore equivalent to sparseness of the linear weights of features. In recent years, the problem of learning sparse vectors for linear classification or regression has been given significant attention. While, in general, finding the most accurate sparse predictor is known to be NP hard, two main approaches have been proposed for overcoming the hardness result. The first approach uses ℓ_1 norm as a surrogate for sparsity (e.g. the Lasso algorithm [33] and the compressed sensing literature [5, 11]). The second approach relies on forward greedy selection of features (e.g. Boosting [15] in the machine learning literature and orthogonal matching pursuit in the signal processing community [35]).

A popular model for multiclass predictors maintains a weight vector for each one of the classes. In such case, even if the weight vector associated with each class is sparse, the overall number of used features might grow with the number of classes. Since the number of classes can be rather large, and our goal is to learn a model with an overall small number of features, we would like that the weight vectors will share the features with non-zero weights as much as possible. Organizing the weight vectors of all classes as rows of a single matrix, this is equivalent to requiring sparsity of the *columns* of the matrix.

*School of Computer Science and Engineering, the Hebrew University of Jerusalem, Israel

†OrCam Ltd., Jerusalem, Israel

‡OrCam Ltd., Jerusalem, Israel

In this paper we describe and analyze an efficient algorithm for learning a multiclass predictor whose corresponding matrix of weights has a small number of non-zero columns. We formally prove that if there exists an accurate matrix with a number of non-zero columns that grows sub-linearly with the number of classes, then our algorithm will also learn such a matrix. We apply our algorithm to natural multiclass learning problems and demonstrate its advantages over previously proposed state-of-the-art methods.

Our algorithm is a generalization of the forward greedy selection approach to sparsity in columns. An alternative approach, which has recently been studied in [26, 12], generalizes the ℓ_1 norm based approach, and relies on mixed-norms. We discuss the advantages of the greedy approach over mixed-norms in Section 1.2.

1.1 Formal problem statement

Let \mathcal{V} be the set of objects we would like to classify. For example, \mathcal{V} can be the set of gray scale images of a certain size. For each object $\mathbf{v} \in \mathcal{V}$, we have a pool of predefined d features, each of which is a real number in $[-1, 1]$. That is, we can represent each $\mathbf{v} \in \mathcal{V}$ as a vector of features $\mathbf{x} \in [-1, 1]^d$. We note that the mapping from \mathbf{v} to \mathbf{x} can be non-linear and that d can be very large. For example, we can define \mathbf{x} so that each element x_i corresponds to some patch, $p \in \{\pm 1\}^{q \times q}$, and a threshold θ , where x_i equals 1 if there is a patch of \mathbf{v} whose inner product with p is higher than θ . We discuss some generic methods for constructing features in Section 3. From this point onward we assume that \mathbf{x} is given.

The set of possible classes is denoted by $\mathcal{Y} = \{1, \dots, k\}$. Our goal is to learn a multiclass predictor, which is a mapping from the features of an object into \mathcal{Y} . We focus on the set of predictors parametrized by matrices $W \in \mathbb{R}^{k,d}$ that takes the following form:

$$h_W(\mathbf{x}) = \operatorname{argmax}_{y \in \mathcal{Y}} (W\mathbf{x})_y. \quad (1)$$

That is, the matrix W maps each d -dimensional feature vector into a k -dimensional score vector, and the actual prediction is the index of the maximal element of the score vector. If the maximizer is not unique, we break ties arbitrarily.

Recall that our goal is to find a matrix W with few non-zero columns. We denote by $W_{\cdot,i}$ the i 'th column of W and use the notation $\|W\|_{\infty,0} = |\{i : \|W_{\cdot,i}\|_{\infty} > 0\}|$ to denote the number of columns of W which are not identically the zero vector. More generally, given a matrix W and a pair of norms $\|\cdot\|_p, \|\cdot\|_r$ we denote $\|W\|_{p,r} = \|(\|W_{\cdot,1}\|_p, \dots, \|W_{\cdot,d}\|_p)\|_r$, that is, we apply the p -norm on the columns of W and the r -norm on the resulting d -dimensional vector.

The 0–1 loss of a multiclass predictor h_W on an example (\mathbf{x}, y) is defined as $\mathbf{1}[h_W(\mathbf{x}) \neq y]$. That is, the 0–1 loss equals 1 if $h_W(\mathbf{x}) \neq y$ and 0 otherwise. Since this loss function is not convex with respect to W , we use a surrogate convex loss function based on the following easy to verify inequalities:

$$\begin{aligned} \mathbf{1}[h_W(\mathbf{x}) \neq y] &\leq \mathbf{1}[h_W(\mathbf{x}) \neq y] - (W\mathbf{x})_y + (W\mathbf{x})_{h_W(\mathbf{x})} \\ &\leq \max_{y' \in \mathcal{Y}} \mathbf{1}[y' \neq y] - (W\mathbf{x})_y + (W\mathbf{x})_{y'} \end{aligned} \quad (2)$$

$$\leq \ln \sum_{y' \in \mathcal{Y}} e^{\mathbf{1}[y' \neq y] - (W\mathbf{x})_y + (W\mathbf{x})_{y'}}. \quad (3)$$

We use the notation $\ell(W, (\mathbf{x}, y))$ to denote the right-hand side (eqn. (3)) of the above. The loss given in eqn. (2) is the multi-class hinge loss [7] used in Support-Vector-Machines, whereas $\ell(W, (\mathbf{x}, y))$ is the result of performing a ‘‘soft-max’’ operation: $\max_x f(x) \leq (1/p) \ln \sum_x e^{pf(x)}$, where equality holds for $p \rightarrow \infty$.

This logistic multiclass loss function $\ell(W, (\mathbf{x}, y))$ has several nice properties — see for example [39]. Besides being a convex upper-bound on the 0–1 loss, it is smooth. The reason we need the loss function to be both convex and smooth is as follows. If a function is convex, then its first order approximation at any point gives us a lower bound on the function at any other point. When the function is also smooth, the first order approximation gives us both lower and upper bounds on the

value of the function at any other point¹. ShareBoost uses the gradient of the loss function at the current solution (i.e. the first order approximation of the loss) to make a greedy choice of which column to update. To ensure that this greedy choice indeed yields a significant improvement we must know that the first order approximation is indeed close to the actual loss function, and for that we need both lower and upper bounds on the quality of the first order approximation.

Given a training set $S = (\mathbf{x}_1, y_1), \dots, (\mathbf{x}_m, y_m)$, the average training loss of a matrix W is: $L(W) = \frac{1}{m} \sum_{(\mathbf{x}, y) \in S} \ell(W, (\mathbf{x}, y))$. We aim at approximately solving the problem

$$\min_{W \in \mathbb{R}^{k,d}} L(W) \quad \text{s.t.} \quad \|W\|_{\infty,0} \leq s. \quad (4)$$

That is, find the matrix W with minimal training loss among all matrices with column sparsity of at most s , where s is a user-defined parameter. Since $\ell(W, (\mathbf{x}, y))$ is an upper bound on $\mathbf{1}[h_W(\mathbf{x}) \neq y]$, by minimizing $L(W)$ we also decrease the average 0-1 error of W over the training set. In Section 4 we show that for sparse models, a small training error is likely to yield a small error on unseen examples as well.

Regrettably, the constraint $\|W\|_{\infty,0} \leq s$ in eqn. (4) is non-convex, and solving the optimization problem in eqn. (4) is NP-hard [24, 9]. To overcome the hardness result, the ShareBoost algorithm will follow the forward greedy selection approach. The algorithm comes with formal generalization and sparsity guarantees (described in Section 4) that makes ShareBoost an attractive multiclass learning engine due to efficiency (both during training and at test time) and accuracy.

1.2 Related Work

The centrality of the multiclass learning problem has spurred the development of various approaches for tackling the task. Perhaps the most straightforward approach is a reduction from multiclass to binary, e.g. the one-vs-rest or all pairs constructions. The more direct approach we choose, in particular, the multiclass predictors of the form given in eqn. (1), has been extensively studied and showed a great success in practice — see for example [13, 37, 7].

An alternative construction, abbreviated as the *single-vector* model, shares a single weight vector, for all the classes, paired with class-specific feature mappings. This construction is common in generalized additive models [17], multiclass versions of boosting [16, 28], and has been popularized lately due to its role in prediction with structured output where the number of classes is exponentially large (see e.g. [31]). While this approach can yield predictors with a rather mild dependency of the required features on k (see for example the analysis in [39, 31, 14]), it relies on a-priori assumptions on the structure of \mathcal{X} and \mathcal{Y} . In contrast, in this paper we tackle general multiclass prediction problems, like object recognition or document classification, where it is not straightforward or even plausible how one would go about to construct a-priori good class specific feature mappings, and therefore the single-vector model is not adequate.

The class of predictors of the form given in eqn. (1) can be trained using Frobenius norm regularization (as done by multiclass SVM – see e.g. [7]) or using ℓ_1 regularization over all the entries of W . However, as pointed out in [26], these regularizers might yield a matrix with many non-zeros columns, and hence, will lead to a predictor that uses many features.

The alternative approach, and the most relevant to our work, is the use of mix-norm regularizations like $\|W\|_{\infty,1}$ or $\|W\|_{2,1}$ [21, 36, 2, 3, 26, 12, 19]. For example, [12] solves the following problem:

$$\min_{W \in \mathbb{R}^{k,d}} L(W) + \lambda \|W\|_{\infty,1}. \quad (5)$$

which can be viewed as a convex approximation of our objective (eqn. (4)). This is advantageous from an optimization point of view, as one can find the global optimum of a convex problem, but it remains unclear how well the convex program approximates the original goal. For example, in Section C we show cases where mix-norm regularization does not yield sparse solutions while ShareBoost does yield a sparse solution. Despite the fact that ShareBoost tackles a non-convex program, and thus limited to local optimum solutions, we prove in Theorem 2 that under mild

¹Smoothness guarantees that $|f(x) - f(x') - \nabla f(x')(x - x')| \leq \beta \|x - x'\|^2$ for some β and all x, x' . Therefore one can approximate $f(x)$ by $f(x') + \nabla f(x')(x - x')$ and the approximation error is upper bounded by the difference between x, x' .

conditions ShareBoost is *guaranteed* to find an accurate sparse solution whenever such a solution exists and that the generalization error is bounded as shown in Theorem 1.

We note that several recent papers (e.g. [19]) established exact recovery guarantees for mixed norms, which may seem to be stronger than our guarantee given in Theorem 2. However, the assumptions in [19] are much stronger than the assumptions of Theorem 2. In particular, they have strong noise assumptions and a group RIP like assumption (Assumption 4.1-4.3 in their paper). In contrast, we impose no such restrictions. We would like to stress that in many generic practical cases, the assumptions of [19] will not hold. For example, when using decision stumps, features will be highly correlated which will violate Assumption 4.3 of [19].

Another advantage of ShareBoost is that its only parameter is the desired number of non-zero columns of W . Furthermore, obtaining the whole-regularization-path of ShareBoost, that is, the curve of accuracy as a function of sparsity, can be performed by a single run of ShareBoost, which is much easier than obtaining the whole regularization path of the convex relaxation in eqn. (5). Last but not least, ShareBoost can work even when the initial number of features, d , is very large, as long as there is an efficient way to choose the next feature. For example, when the features are constructed using decision stumps, d will be extremely large, but ShareBoost can still be implemented efficiently. In contrast, when d is extremely large mix-norm regularization techniques yield challenging optimization problems.

As mentioned before, ShareBoost follows the forward greedy selection approach for tackling the hardness of solving eqn. (4). The greedy approach has been widely studied in the context of learning sparse predictors for linear regression. However, in multiclass problems, one needs sparsity of groups of variables (columns of W). ShareBoost generalizes the fully corrective greedy selection procedure given in [29] to the case of selection of groups of variables, and our analysis follows similar techniques.

Obtaining group sparsity by greedy methods has been also recently studied in [20, 23], and indeed, ShareBoost shares similarities with these works. We differ from [20] in that our analysis does not impose strong assumptions (e.g. group-RIP) and so ShareBoost applies to a much wider array of applications. In addition, the specific criterion for choosing the next feature is different. In [20], a ratio between difference in objective and different in costs is used. In ShareBoost, the L1 norm of the gradient matrix is used. For the multiclass problem with log loss, the criterion of ShareBoost is much easier to compute, especially in large scale problems. [23] suggested many other selection rules that are geared toward the squared loss, which is far from being an optimal loss function for multiclass problems.

Another related method is the JointBoost algorithm [34]. While the original presentation in [34] seems rather different than the type of predictors we describe in eqn. (1), it is possible to show that JointBoost in fact learns a matrix W with additional constraints. In particular, the features \mathbf{x} are assumed to be decision stumps and each column $W_{\cdot,i}$ is constrained to be $\alpha_i(\mathbf{1}[1 \in C_i], \dots, \mathbf{1}[k \in C_i])$, where $\alpha_i \in \mathbb{R}$ and $C_i \subset \mathcal{Y}$. That is, the stump is shared by all classes in the subset C_i . JointBoost chooses such shared decision stumps in a greedy manner by applying the GentleBoost algorithm on top of this presentation. A major disadvantage of JointBoost is that in its pure form, it should exhaustively search C among all 2^k possible subsets of \mathcal{Y} . In practice, [34] relies on heuristics for finding C on each boosting step. In contrast, ShareBoost allows the columns of W to be any real numbers, thus allowing "soft" sharing between classes. Therefore, ShareBoost has the same (or even richer) expressive power comparing to JointBoost. Moreover, ShareBoost automatically identifies the relatedness between classes (corresponding to choosing the set C) without having to rely on exhaustive search. ShareBoost is also fully corrective, in the sense that it extracts all the information from the selected features before adding new ones. This leads to higher accuracy while using less features as was shown in our experiments on image classification. Lastly, ShareBoost comes with theoretical guarantees.

Finally, we mention that feature sharing is merely one way for transferring information across classes [32] and several alternative ways have been proposed in the literature such as target embedding [18, 4], shared hidden structure [22, 1], shared prototypes [27], or sharing underlying metric [38].

2 The ShareBoost Algorithm

ShareBoost is a forward greedy selection approach for solving eqn. (4). Usually, in a greedy approach, we update the weight of one feature at a time. Now, we will update one column of W at a time (since the desired sparsity is over columns). We will choose the column that maximizes the ℓ_1 norm of the corresponding column of the gradient of the loss at W . Since W is a matrix we have that $\nabla L(W)$ is a matrix of the partial derivatives of L . Denote by $\nabla_r L(W)$ the r 'th column of $\nabla L(W)$, that is, the vector $\left(\frac{\partial L(W)}{\partial W_{1,r}}, \dots, \frac{\partial L(W)}{\partial W_{k,r}}\right)$. A standard calculation shows that

$$\frac{\partial L(W)}{\partial W_{q,r}} = \frac{1}{m} \sum_{(\mathbf{x}, y) \in S} \sum_{c \in \mathcal{Y}} \rho_c(\mathbf{x}, y) x_r (\mathbf{1}[q = c] - \mathbf{1}[q = y])$$

where

$$\rho_c(\mathbf{x}, y) = \frac{e^{\mathbf{1}[c \neq y] - (W\mathbf{x})_y + (W\mathbf{x})_c}}{\sum_{y' \in \mathcal{Y}} e^{\mathbf{1}[y' \neq y] - (W\mathbf{x})_y + (W\mathbf{x})_{y'}}}. \quad (6)$$

Note that $\sum_c \rho_c(\mathbf{x}, y) = 1$ for all (\mathbf{x}, y) . Therefore, we can rewrite, $\frac{\partial L(W)}{\partial W_{q,r}} = \frac{1}{m} \sum_{(\mathbf{x}, y)} x_r (\rho_q(\mathbf{x}, y) - \mathbf{1}[q = y])$. Based on the above we have

$$\|\nabla_r L(W)\|_1 = \frac{1}{m} \sum_{q \in \mathcal{Y}} \left| \sum_{(\mathbf{x}, y)} x_r (\rho_q(\mathbf{x}, y) - \mathbf{1}[q = y]) \right|. \quad (7)$$

Finally, after choosing the column for which $\|\nabla_r L(W)\|_1$ is maximized, we re-optimize all the columns of W which were selected so far. The resulting algorithm is given in Algorithm 1.

Algorithm 1 ShareBoost

- 1: **Initialize:** $W = 0$; $I = \emptyset$
 - 2: **for** $t=1, 2, \dots, T$ **do**
 - 3: For each class c and example (\mathbf{x}, y) define $\rho_c(\mathbf{x}, y)$ as in eqn. (6)
 - 4: Choose feature r that maximizes the right-hand side of eqn. (7)
 - 5: $I \leftarrow I \cup \{r\}$
 - 6: Set $W \leftarrow \operatorname{argmin}_W L(W)$ s.t. $W_{\cdot, i} = \mathbf{0}$ for all $i \notin I$
 - 7: **end for**
-

The runtime of ShareBoost is as follows. Steps 3-5 requires $O(mdk)$. Step 6 is a convex optimization problem in tk variables and can be performed using various methods. In our experiments, we used Nesterov's accelerated gradient method [25] whose runtime is $O(mtk/\sqrt{\epsilon})$ for a smooth objective, where ϵ is the desired accuracy. Therefore, the overall runtime is $O(Tmdk + T^2mk/\sqrt{\epsilon})$. It is interesting to compare this runtime to the complexity of minimizing the mixed-norm regularization objective given in eqn. (5). Since the objective is no longer smooth, the runtime of using Nesterov's accelerated method would be $O(mdk/\epsilon)$ which can be much larger than the runtime of ShareBoost when $d \gg T$.

2.1 Variants of ShareBoost

We now describe several variants of ShareBoost. The analysis we present in Section 4 can be easily adapted for these variants as well.

Modifying the Greedy Choice Rule ShareBoost chooses the feature r which maximizes the ℓ_1 norm of the r -th column of the gradient matrix. Our analysis shows that this choice leads to a sufficient decrease of the objective function. However, one can easily develop other ways for choosing a feature which may potentially lead to an even larger decrease of the objective. For example, we can choose a feature r that minimizes $L(W)$ over matrices W with support of $I \cup \{r\}$. This will lead to the maximal possible decrease of the objective function at the current iteration. Of course, the runtime of choosing r will now be much larger. Some intermediate options are to choose r that minimizes $\min_{\alpha \in \mathbb{R}} W + \alpha \nabla_r L(W)$ or to choose r that minimizes $\min_{\mathbf{w} \in \mathbb{R}^k} W + \mathbf{w} \mathbf{e}_r^\dagger$, where \mathbf{e}_r^\dagger is the all-zero row vector except 1 in the r 'th position.

Selecting a Group of Features at a Time In some situations, features can be divided into groups where the runtime of calculating a single feature in each group is almost the same as the runtime of calculating all features in the group. In such cases, it makes sense to choose groups of features at each iteration of ShareBoost. This can be easily done by simply choosing the group of features J that maximizes $\sum_{j \in J} \|\nabla_j L(W)\|_1$.

Adding Regularization Our analysis implies that when $|S|$ is significantly larger than $\tilde{O}(Tk)$ then ShareBoost will not overfit. When this is not the case, we can incorporate regularization in the objective of ShareBoost in order to prevent overfitting. One simple way is to add to the objective function $L(W)$ a Frobenius norm regularization term of the form $\lambda \sum_{i,j} W_{i,j}^2$, where λ is a regularization parameter. It is easy to verify that this is a smooth and convex function and therefore we can easily adapt ShareBoost to deal with this regularized objective. It is also possible to rely on other norms such as the ℓ_1 norm or the ℓ_∞/ℓ_1 mixed-norm. However, there is one technicality due to the fact that these norms are not smooth. We can overcome this problem by defining smooth approximations to these norms. The main idea is to first note that for a scalar a we have $|a| = \max\{a, -a\}$ and therefore we can rewrite the aforementioned norms using max and sum operations. Then, we can replace each max expression with its soft-max counterpart and obtain a smooth version of the overall norm function. For example, a smooth version of the ℓ_∞/ℓ_1 norm will be $\|W\|_{\infty,1} \approx \frac{1}{\beta} \sum_{j=1}^d \log \left(\sum_{i=1}^k (e^{\beta W_{i,j}} + e^{-\beta W_{i,j}}) \right)$, where $\beta \geq 1$ controls the tradeoff between quality of approximation and smoothness.

3 Non-Linear Prediction Rules

We now demonstrate how ShareBoost can be used for learning non-linear predictors. The main idea is similar to the approach taken by Boosting and SVM. That is, we construct a non-linear predictor by first mapping the original features into a higher dimensional space and then learning a linear predictor in that space, which corresponds to a non-linear predictor over the original feature space. To illustrate this idea we present two concrete mappings. The first is the decision stumps method which is widely used by Boosting algorithms. The second approach shows how to use ShareBoost for learning piece-wise linear predictors and is inspired by the super-vectors construction recently described in [40].

3.1 ShareBoost with Decision Stumps

Let $\mathbf{v} \in \mathbb{R}^p$ be the original feature vector representing an object. A decision stump is a binary feature of the form $\mathbf{1}[v_i \leq \theta]$, for some feature $i \in \{1, \dots, p\}$ and threshold $\theta \in \mathbb{R}$. To construct a non-linear predictor we can map each object \mathbf{v} into a feature-vector \mathbf{x} that contains all possible decision stumps. Naturally, the dimensionality of \mathbf{x} is very large (in fact, can even be infinite), and calculating Step 4 of ShareBoost may take forever. Luckily, a simple trick yields an efficient solution. First note that for each i , all stump features corresponding to i can get at most $m + 1$ values on a training set of size m . Therefore, if we sort the values of v_i over the m examples in the training set, we can calculate the value of the right-hand side of eqn. (7) for all possible values of θ in total time of $O(m)$. Thus, ShareBoost can be implemented efficiently with decision stumps.

3.2 Learning Piece-wise Linear Predictors with ShareBoost

To motivate our next construction let us consider first a simple one dimensional function estimation problem. Given sample $(x_1, y_1), \dots, (x_m, y_m)$ we would like to find a function $f : \mathbb{R} \rightarrow \mathbb{R}$ such that $f(x_i) \approx y_i$ for all i . The class of piece-wise linear functions can be a good candidate for the approximation function f . See for example an illustration in Fig. 1. In fact, it is easy to verify that all smooth functions can be approximated by piece-wise linear functions (see for example the discussion in [40]). In general, we can express piece-wise linear vector-valued functions as $f(\mathbf{v}) = \sum_{j=1}^q \mathbf{1}[\|\mathbf{v} - \mathbf{v}_j\| < r_j] (\langle \mathbf{u}_j, \mathbf{v} \rangle + b_j)$, where q is

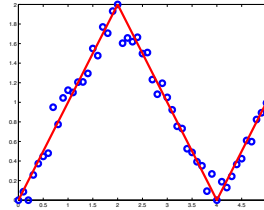


Figure 1: Motivating super vectors.

the number of pieces, (\mathbf{u}_j, b_j) represents the linear function corresponding to piece j , and (\mathbf{v}_j, r_j) represents the center and radius of piece j . This expression can be also written as a linear function over a different domain, $f(\mathbf{v}) = \langle \mathbf{w}, \psi(\mathbf{v}) \rangle$ where

$$\psi(\mathbf{v}) = [\mathbf{1}[\|\mathbf{v} - \mathbf{v}_1\| < r_1] [\mathbf{v}, 1], \dots, \mathbf{1}[\|\mathbf{v} - \mathbf{v}_q\| < r_q] [\mathbf{v}, 1]] .$$

In the case of learning a multiclass predictor, we shall learn a predictor $\mathbf{v} \mapsto W\psi(\mathbf{v})$, where W will be a k by $\dim(\psi(\mathbf{v}))$ matrix. ShareBoost can be used for learning W . Furthermore, we can apply the variant of ShareBoost described in Section 2.1 to learn a piece-wise linear model with few pieces (that is, each group of features will correspond to one piece of the model). In practice, we first define a large set of candidate centers by applying some clustering method to the training examples, and second we define a set of possible radiuses by taking values of quantiles from the training examples. Then, we train ShareBoost so as to choose a multiclass predictor that only use few pairs (\mathbf{v}_j, r_j) .

The advantage of using ShareBoost here is that while it learns a non-linear model it will try to find a model with few linear ‘‘pieces’’, which is advantageous both in terms of test runtime as well as in terms of generalization performance.

4 Analysis

In this section we provide formal guarantees for the ShareBoost algorithm. The proofs are deferred to the appendix. We first show that if the algorithm has managed to find a matrix W with a small number of non-zero columns and a small training error, then the generalization error of W is also small. The bound below is in terms of the 0–1 loss. A related bound, which is given in terms of the convex loss function, is described in [39].

Theorem 1 *Suppose that the ShareBoost algorithm runs for T iterations and let W be its output matrix. Then, with probability of at least $1 - \delta$ over the choice of the training set S we have that*

$$\mathbb{P}_{(\mathbf{x}, y) \sim \mathcal{D}} [h_W(\mathbf{x}) \neq y] \leq \mathbb{P}_{(\mathbf{x}, y) \sim S} [h_W(\mathbf{x}) \neq y] + O\left(\sqrt{\frac{Tk \log(Tk) \log(k) + T \log(d) + \log(1/\delta)}{|S|}}\right)$$

Next, we analyze the sparsity guarantees of ShareBoost. As mentioned previously, exactly solving eqn. (4) is known to be NP hard. The following main theorem gives an interesting approximation guarantee. It tells us that if there exists an accurate solution with small $\ell_{\infty,1}$ norm, then the ShareBoost algorithm will find a good sparse solution.

Theorem 2 *Let $\epsilon > 0$ and let W^* be an arbitrary matrix. Assume that we run the ShareBoost algorithm for $T = \lceil 4 \frac{1}{\epsilon} \|W^*\|_{\infty,1}^2 \rceil$ iterations and let W be the output matrix. Then, $\|W\|_{\infty,0} \leq T$ and $L(W) \leq L(W^*) + \epsilon$.*

5 Experiments

In this section we demonstrate the merits (and pitfalls) of ShareBoost by comparing it to alternative algorithms in different scenarios. The first experiment exemplifies the feature sharing property of ShareBoost. We perform experiments with an OCR data set and demonstrate a mild growth of the number of features as the number of classes grows from 2 to 36. The second experiment shows that ShareBoost can construct predictors with state-of-the-art accuracy while only requiring few features, which amounts to fast prediction runtime. The third experiment, which due to lack of space is deferred to Appendix A.3, compares ShareBoost to mixed-norm regularization and to the JointBoost algorithm of [34]. We follow the same experimental setup as in [12]. The main finding is that ShareBoost outperforms the mixed-norm regularization method when the output predictor needs to be very sparse, while mixed-norm regularization can be better in the regime of rather dense predictors. We also show that ShareBoost is both faster and more accurate than JointBoost.

Feature Sharing The main motivation for deriving the ShareBoost algorithm is the need for a multiclass predictor that uses only few features, and in particular, the number of features should increase slowly with the number of classes. To demonstrate this property of ShareBoost we experimented with the Char74k data set which consists of images of digits and

letters. We trained ShareBoost with the number of classes varying from 2 classes to the 36 classes corresponding to the 10 digits and 26 capital letters. We calculated how many features were required to achieve a certain fixed accuracy as a function of the number of classes. Due to lack of space, the description of the feature space is deferred to the appendix.

We compared ShareBoost to the 1-vs-rest approach, where in the latter, we trained each binary classifier using the same mechanism as used by ShareBoost. Namely, we minimize the binary logistic loss using a greedy algorithm. Both methods aim at constructing sparse predictors using the same greedy approach. The difference between the methods is that ShareBoost selects features in a shared manner while the 1-vs-rest approach selects features for each binary problem separately. In Fig. 2 we plot the overall number of features required by both methods to achieve a fixed accuracy on the test set as a function of the number of classes. As can be easily seen, the increase in the number of required features is mild for ShareBoost but significant for the 1-vs-rest approach.

Constructing fast and accurate predictors The goal of our this experiment is to show that ShareBoost achieves state-of-the-art performance while constructing very fast predictors. We experimented with the MNIST digit dataset, which consists of a training set of 60,000 digits represented by centered size-normalized 28×28 images, and a test set of 10,000 digits. The MNIST dataset has been extensively studied and is considered a standard test for multiclass classification of handwritten digits. The SVM algorithm with Gaussian kernel achieves an error rate of 1.4% on the test set. The error rate achieved by the most advanced algorithms are below 1% of the test set. See <http://yann.lecun.com/exdb/mnist/>. In particular, the top MNIST performer [6] uses a feed-forward Neural-Net with 7.6 million connections which roughly translates to 7.6 million multiply-accumulate (MAC) operations at run-time as well. During training, geometrically distorted versions of the original examples were generated in order to expand the training set following [30] who introduced a warping scheme for that purpose. The top performance error rate stands at 0.35% at a run-time cost of 7.6 million MAC per test example

The error-rate of ShareBoost with $T = 266$ rounds stands on 0.71% using the original training set and 0.47% with the expanded training set of 360,000 examples generated by adding five deformed instances per original example and with $T = 305$ rounds. Fig. 3 displays the convergence curve of error-rate as a function of the number of rounds. Note that the training error is higher than the test error. This follows from the fact that the training set was expanded with 5 fairly strong deformed versions of each input, using the method in [30]. As can be seen, less than 75 features suffices to obtain an error rate of $< 1\%$.

In terms of run-time on a test image, the system requires 305 convolutions of 7×7 templates and 540 dot-product operations which totals to roughly $3.3 \cdot 10^6$ MAC operations — compared to around $7.5 \cdot 10^6$ MAC operations of the top MNIST performer. The error rate of 0.47% is better than that reported by [10] who used a 1-vs-all SVM with a 9-degree polynomial kernel and with an expanded training set of 780,000 examples. The number of support vectors (accumulated over the ten separate binary classifiers) was 163,410 giving rise to a run-time of 21-fold compared to ShareBoost. Moreover, due to the fast convergence of ShareBoost, 75 rounds are enough for achieving less than 1% error.

Acknowledgements: We would like to thank Itay Erlich and Zohar Bar-Yehuda for their contribution to the implementation of ShareBoost and to Ronen Katz for helpful comments.

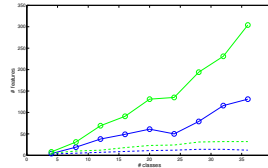


Figure 2: The number of features required to achieve a fixed accuracy as a function of the number of classes for ShareBoost (dashed) and the 1-vs-rest (solid-circles). The blue lines are for a target error of 20% and the green lines are for 8%.

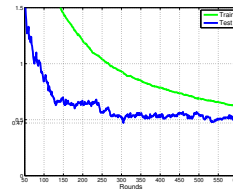


Figure 3: The test error rate of ShareBoost on the MNIST dataset as a function of the number of rounds using patch based features.

References

- [1] Y. Amit, M. Fink, N. Srebro, and S. Ullman. Uncovering shared structures in multiclass classification. In *International Conference on Machine Learning*, 2007.
- [2] A. Argyriou, T. Evgeniou, and M. Pontil. Multi-task feature learning. In *NIPS*, pages 41–48, 2006.
- [3] F.R. Bach. Consistency of the group lasso and multiple kernel learning. *J. of Machine Learning Research*, 9:1179–1225, 2008.
- [4] S. Bengio, J. Weston, and D. Grangier. Label embedding trees for large multi-class tasks. In *NIPS*, 2011.
- [5] E.J. Candes and T. Tao. Decoding by linear programming. *IEEE Trans. on Information Theory*, 51:4203–4215, 2005.
- [6] D. C. Ciresan, U. Meier, L. Maria G., and J. Schmidhuber. Deep big simple neural nets excel on handwritten digit recognition. *CoRR*, 2010.
- [7] K. Crammer and Y. Singer. Ultraconservative online algorithms for multiclass problems. *Journal of Machine Learning Research*, 3:951–991, 2003.
- [8] A. Daniely, S. Sabato, S. Ben-David, and S. Shalev-Shwartz. Multiclass learnability and the erm principle. In *COLT*, 2011.
- [9] G. Davis, S. Mallat, and M. Avellaneda. Greedy adaptive approximation. *Journal of Constructive Approximation*, 13:57–98, 1997.
- [10] D. Decoste and S. Bernhard. Training invariant support vector machines. *Mach. Learn.*, 46:161–190, 2002.
- [11] D.L. Donoho. Compressed sensing. In *Technical Report, Stanford University*, 2006.
- [12] J. Duchi and Y. Singer. Boosting with structural sparsity. In *Proc. ICML*, pages 297–304, 2009.
- [13] R. O. Duda and P. E. Hart. *Pattern Classification and Scene Analysis*. Wiley, 1973.
- [14] M. Fink, S. Shalev-Shwartz, Y. Singer, and S. Ullman. Online multiclass learning by interclass hypothesis sharing. In *International Conference on Machine Learning*, 2006.
- [15] Y. Freund and R. E. Schapire. A short introduction to boosting. *J. of Japanese Society for AI*, pages 771–780, 1999.
- [16] Y. Freund and R.E. Schapire. A decision-theoretic generalization of on-line learning and an application to boosting. *Journal of Computer and System Sciences*, pages 119–139, 1997.
- [17] T.J. Hastie and R.J. Tibshirani. *Generalized additive models*. Chapman & Hall, 1995.
- [18] D. Hsu, S.M. Kakade, J. Langford, and T. Zhang. Multi-label prediction via compressed sensing. In *NIPS*, 2010.
- [19] J. Huang and T. Zhang. The benefit of group sparsity. *Annals of Statistics*, 38(4), 2010.
- [20] J. Huang, T. Zhang, and D.N. Metaxas. Learning with structured sparsity. In *ICML*, 2009.
- [21] G.R.G. Lanckriet, N. Cristianini, P.L. Bartlett, L. El Ghaoui, and M.I. Jordan. Learning the kernel matrix with semidefinite programming. *J. of Machine Learning Research*, pages 27–72, 2004.
- [22] Y. L. LeCun, L. Bottou, Y. Bengio, and P. Haffner. Gradient-based learning applied to document recognition. *Proceedings of IEEE*, pages 2278–2324, 1998.
- [23] A. Majumdar and R.K. Ward. Fast group sparse classification. *Electrical and Computer Engineering, Canadian Journal of*, 34(4):136–144, 2009.
- [24] B. Natarajan. Sparse approximate solutions to linear systems. *SIAM J. Computing*, pages 227–234, 1995.
- [25] Y. Nesterov and I.U.E. Nesterov. *Introductory lectures on convex optimization: A basic course*, volume 87. Springer Netherlands, 2004.
- [26] A. Quattoni, X. Carreras, M. Collins, and T. Darrell. An efficient projection for $l_{1,\infty}$ regularization. In *ICML*, page 108, 2009.
- [27] A. Quattoni, M. Collins, and T. Darrell. Transfer learning for image classification with sparse prototype representations. In *CVPR*, 2008.
- [28] R. E. Schapire and Y. Singer. Improved boosting algorithms using confidence-rated predictions. *Machine Learning*, 37(3):1–40, 1999.
- [29] S. Shalev-Shwartz, T. Zhang, and N. Srebro. Trading accuracy for sparsity in optimization problems with sparsity constraints. *Siam Journal on Optimization*, 20:2807–2832, 2010.
- [30] P. Y. Simard, Dave S., and John C. Platt. Best practices for convolutional neural networks applied to visual document analysis. *Document Analysis and Recognition*, 2003.
- [31] B. Taskar, C. Guestrin, and D. Koller. Max-margin markov networks. In *NIPS*, 2003.
- [32] S. Thrun. *Learning to learn: Introduction*. Kluwer Academic Publishers, 1996.
- [33] R. Tibshirani. Regression shrinkage and selection via the lasso. *J. Royal. Statist. Soc B.*, 58(1):267–288, 1996.
- [34] A. Torralba, K. P. Murphy, and W. T. Freeman. Sharing visual features for multiclass and multiview object detection. *IEEE Transactions on Pattern Analysis and Machine Intelligence (PAMI)*, pages 854–869, 2007.
- [35] J.A. Tropp and A.C. Gilbert. Signal recovery from random measurements via orthogonal matching pursuit. *Information Theory, IEEE Transactions on*, 53(12):4655–4666, 2007.
- [36] B. A Turlach, W. N V., and Stephen J Wright. Simultaneous variable selection. *Technometrics*, 47, 2000.
- [37] V. N. Vapnik. *Statistical Learning Theory*. Wiley, 1998.
- [38] E. Xing, A.Y. Ng, M. Jordan, and S. Russell. Distance metric learning, with application to clustering with side-information. In *NIPS*, 2003.
- [39] T. Zhang. Class-size independent generalization analysis of some discriminative multi-category classification. In *NIPS*, 2004.
- [40] X. Zhou, K. Yu, T. Zhang, and T. Huang. Image classification using super-vector coding of local image descriptors. *Computer Vision—ECCV 2010*, pages 141–154, 2010.