
Learning Disentangled Representations for Recommendation

Jianxin Ma^{1,2,*}, Chang Zhou^{1,*}, Peng Cui², Hongxia Yang¹, Wenwu Zhu²

¹Alibaba Group, ²Tsinghua University

majx13fromthu@gmail.com, ericzhou.zc@alibaba-inc.com,
cui@tsinghua.edu.cn, yang.yhx@alibaba-inc.com, wwzhu@tsinghua.edu.cn

Abstract

User behavior data in recommender systems are driven by the complex interactions of many latent factors behind the users' decision making processes. The factors are highly entangled, and may range from high-level ones that govern user intentions, to low-level ones that characterize a user's preference when executing an intention. Learning representations that uncover and disentangle these latent factors can bring enhanced robustness, interpretability, and controllability. However, learning such disentangled representations from user behavior is challenging, and remains largely neglected by the existing literature. In this paper, we present the MACRO-micro Disentangled Variational Auto-Encoder (MacridVAE) for learning disentangled representations from user behavior. Our approach achieves macro disentanglement by inferring the high-level concepts associated with user intentions (e.g., to buy a shirt or a cellphone), while capturing the preference of a user regarding the different concepts separately. A micro-disentanglement regularizer, stemming from an information-theoretic interpretation of VAEs, then forces each dimension of the representations to independently reflect an isolated low-level factor (e.g., the size or the color of a shirt). Empirical results show that our approach can achieve substantial improvement over the state-of-the-art baselines. We further demonstrate that the learned representations are interpretable and controllable, which can potentially lead to a new paradigm for recommendation where users are given fine-grained control over targeted aspects of the recommendation lists.

1 Introduction

Learning representations that reflect users' preference, based chiefly on user behavior, has been a central theme of research on recommender systems. Despite their notable success, the existing user behavior-based representation learning methods, such as the recent deep approaches [49, 32, 31, 52, 11, 18], generally neglect the complex interaction among the latent factors behind the users' decision making processes. In particular, the latent factors can be highly entangled, and range from macro ones that govern the intention of a user during a session, to micro ones that describe at a granular level a user's preference when implementing a specific intention. The existing methods fail to disentangle the latent factors, and the learned representations are consequently prone to mistakenly preserve the confounding of the factors, leading to non-robustness and low interpretability.

Disentangled representation learning, which aims to learn factorized representations that uncover and disentangle the latent explanatory factors hidden in the observed data [3], has recently gained much attention. Not only can disentangled representations be more *robust*, i.e., less sensitive to the misleading correlations presented in the limited training data, the enhanced *interpretability* also finds

*Equal contribution. Work done at Alibaba.

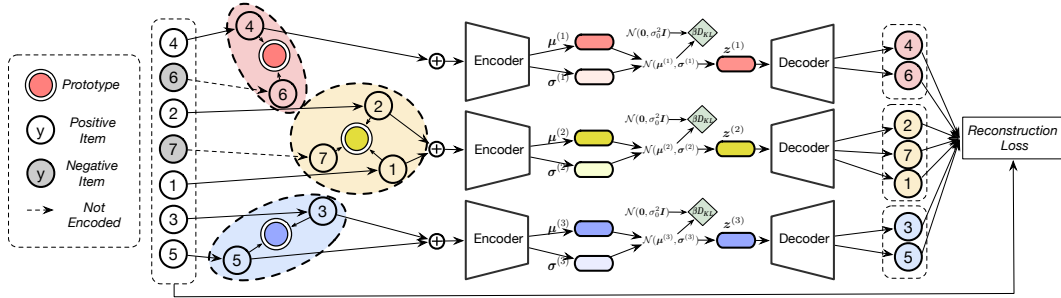


Figure 1: Our framework. Macro disentanglement is achieved by learning a set of prototypes, based on which the user intention related with each item is inferred, and then capturing the preference of a user about the different intentions separately. Micro disentanglement is achieved by magnifying the KL divergence, from which a term that penalizes total correlation can be separated, with a factor of β .

direct application in recommendation-related tasks, such as transparent advertising [33], customer-relationship management, and explainable recommendation [51, 17]. Moreover, the *controllability* exhibited by many disentangled representations [19, 14, 10, 8, 9, 25] can potentially bring a new paradigm for recommendation, by giving users explicit control over the recommendation results and providing a more interactive experience. However, the existing efforts on disentangled representation learning are mainly from the field of computer vision [28, 15, 20, 30, 53, 14, 10, 39, 19].

Learning disentangled representations based on user behavior data, a kind of discrete relational data that is fundamentally different from the well-researched image data, is challenging and largely unexplored. Specifically, it poses two challenges. First, the co-existence of macro and micro factors requires us to separate the two levels when performing disentanglement, in a way that preserves the hierarchical relationships between an intention and the preference about the intention. Second, the observed user behavior data, e.g., user-item interactions, are discrete and sparse in nature, while the learned representations are continuous. This implies that the majority of the points in the high-dimensional representation space will not be associated with any behavior, which is especially problematic when one attempts to investigate the interpretability of an isolated dimension by varying the value of the dimension while keeping the other dimensions fixed.

In this paper, we propose the MACRO-mICRO Disentangled Variational Auto-Encoder (MacridVAE) for learning disentangled representations based on user behavior. Our approach explicitly models the separation of macro and micro factors, and performs disentanglement at each level. Macro disentanglement is achieved by identifying the high-level concepts associated with user intentions, and separately learning the preference of a user regarding the different concepts. A regularizer for micro disentanglement, derived by interpreting VAEs [27, 44] from an information-theoretic perspective, is then strengthened so as to force each individual dimension to reflect an independent micro factor. A beam-search strategy, which handles the conflict between sparse discrete observations and dense continuous representations by finding a smooth trajectory, is then proposed for investigating the interpretability of each isolated dimension. Empirical results show that our approach can achieve substantial improvement over the state-of-the-art baselines. And the learned disentangled representations are demonstrated to be interpretable and controllable.

2 Method

In this section, we present our approach for learning disentangled representations from user behavior.

2.1 Notations and Problem Formulation

A user behavior dataset \mathcal{D} consists of the interactions between N users and M items. The interaction between the u^{th} user and the i^{th} item is denoted by $x_{u,i} \in \{0, 1\}$, where $x_{u,i} = 1$ indicates that user u explicitly adopts item i , whereas $x_{u,i} = 0$ means there is no recorded interaction between the two. For convenience, we use $\mathbf{x}_u = \{x_{u,i} : x_{u,i} = 1\}$ to represent the items adopted by user u . The goal is to learn user representations $\{\mathbf{z}_u\}_{u=1}^N$ that achieves both macro and micro disentanglement. We use θ to denote the set that contains all the trainable parameters of our model.

Macro disentanglement Users may have very diverse interests, and interact with items that belong to many high-level concepts, e.g., product categories. We aim to achieve macro disentanglement, by learning a factorized representation of user u , namely $\mathbf{z}_u = [\mathbf{z}_u^{(1)}; \mathbf{z}_u^{(2)}; \dots; \mathbf{z}_u^{(K)}] \in \mathbb{R}^{d'}$, where $d' = Kd$, assuming that there are K high-level concepts. The k^{th} component $\mathbf{z}_u^{(k)} \in \mathbb{R}^d$ is for capturing the user’s preference regarding the k^{th} concept. Additionally, we infer a set of one-hot vectors $\mathbf{C} = \{\mathbf{c}_i\}_{i=1}^M$ for the items, where $\mathbf{c}_i = [c_{i,1}; c_{i,2}; \dots; c_{i,K}]$. If item i belongs to concept k , then $c_{i,k} = 1$ and $c_{i,k'} = 0$ for any $k' \neq k$. We jointly infer $\{\mathbf{z}_u\}_{u=1}^N$ and \mathbf{C} unsupervisedly.

Micro disentanglement High-level concepts correspond to the intentions of a user, e.g., to buy clothes or a cellphone. We are also interested in disentangling a user’s preference at a more granular level regarding the various aspects of an item. For example, we would like the different dimensions of $\mathbf{z}_u^{(k)}$ to individually capture the user’s preferred sizes, colors, etc., if concept k is clothing.

2.2 Model

We start by proposing a generative model that encourages macro disentanglement. For a user u , our generative model assumes that the observed data are generated from the following distribution:

$$p_\theta(\mathbf{x}_u) = \mathbb{E}_{p_\theta(\mathbf{C})} \left[\int p_\theta(\mathbf{x}_u | \mathbf{z}_u, \mathbf{C}) p_\theta(\mathbf{z}_u) d\mathbf{z}_u \right], \quad (1)$$

$$p_\theta(\mathbf{x}_u | \mathbf{z}_u, \mathbf{C}) = \prod_{x_u, i \in \mathbf{x}_u} p_\theta(x_{u,i} | \mathbf{z}_u, \mathbf{C}). \quad (2)$$

The meanings of $\mathbf{x}_u, \mathbf{z}_u, \mathbf{C}$ are described in the previous subsection. We have assumed $p_\theta(\mathbf{z}_u) = p_\theta(\mathbf{z}_u | \mathbf{C})$ in the first equation, i.e., \mathbf{z}_u and \mathbf{C} are generated by two independent sources. Note that $\mathbf{c}_i = [c_{i,1}; c_{i,2}; \dots; c_{i,K}]$ is one-hot, since we assume that item i belongs to exactly one concept. And $p_\theta(x_{u,i} | \mathbf{z}_u, \mathbf{C}) = Z_u^{-1} \cdot \sum_{k=1}^K c_{i,k} \cdot g_\theta^{(i)}(\mathbf{z}_u^{(k)})$ is a categorical distribution over the M items, where $Z_u = \sum_{i=1}^M \sum_{k=1}^K c_{i,k} \cdot g_\theta^{(i)}(\mathbf{z}_u^{(k)})$ and $g_\theta^{(i)}: \mathbb{R}^d \rightarrow \mathbb{R}_+$ is a shallow neural network that estimates how much a user with a given preference is interested in item i . We use sampled softmax [23] to estimate Z_u based on a few sampled items when M is very large.

Macro disentanglement We assume above that the user representation \mathbf{z}_u is sufficient for predicting how the user will interact with the items. And we further assume that using the k^{th} component $\mathbf{z}_u^{(k)}$ alone is already sufficient if the prediction is about an item from concept k . This design explicitly encourages $\mathbf{z}_u^{(k)}$ to capture preference regarding only the k^{th} concept, as long as the inferred concept assignment matrix \mathbf{C} is meaningful. We will describe later the implementation details of $p_\theta(\mathbf{C})$, $p_\theta(\mathbf{z}_u)$ and $g_\theta^{(i)}(\mathbf{z}_u^{(k)})$. Nevertheless, we note that $p_\theta(\mathbf{C})$ requires careful design to prevent mode collapse, i.e., the degenerate case where almost all items are assigned to a single concept.

Variational inference We follow the variational auto-encoder (VAE) paradigm [27, 44], and optimize θ by maximizing a lower bound of $\sum_u \ln p_\theta(\mathbf{x}_u)$, where $\ln p_\theta(\mathbf{x}_u)$ is bounded as follows:

$$\ln p_\theta(\mathbf{x}_u) \geq \mathbb{E}_{p_\theta(\mathbf{C})} \left[\mathbb{E}_{q_\theta(\mathbf{z}_u | \mathbf{x}_u, \mathbf{C})} [\ln p_\theta(\mathbf{x}_u | \mathbf{z}_u, \mathbf{C})] - D_{\text{KL}}(q_\theta(\mathbf{z}_u | \mathbf{x}_u, \mathbf{C}) \| p_\theta(\mathbf{z}_u)) \right]. \quad (3)$$

See the supplementary material for the derivation of the lower bound. Here we have introduced a variational distribution $q_\theta(\mathbf{z}_u | \mathbf{x}_u, \mathbf{C})$, whose implementation also encourages macro disentanglement and will be presented later. The two expectations, i.e., $\mathbb{E}_{p_\theta(\mathbf{C})}[\cdot]$ and $\mathbb{E}_{q_\theta(\mathbf{z}_u | \mathbf{x}_u, \mathbf{C})}[\cdot]$, are intractable, and are therefore estimated using the Gumbel-Softmax trick [22, 41] and the Gaussian re-parameterization trick [27], respectively. Once the training procedure is finished, we use the mode of $p_\theta(\mathbf{C})$ as \mathbf{C} , and the mode of $q_\theta(\mathbf{z}_u | \mathbf{x}_u, \mathbf{C})$ as the representation of user u .

Micro disentanglement A natural strategy to encourage micro disentanglement is to force statistical independence between the dimensions, i.e., to force $q_\theta(\mathbf{z}_u^{(k)} | \mathbf{C}) \approx \prod_{j=1}^d q_\theta(z_{u,j}^{(k)} | \mathbf{C})$, so that each dimension describes an isolated factor. Here $q_\theta(\mathbf{z}_u | \mathbf{C}) = \int q_\theta(\mathbf{z}_u | \mathbf{x}_u, \mathbf{C}) p_{\text{data}}(\mathbf{x}_u) d\mathbf{x}_u$. Fortunately, the Kullback–Leibler (KL) divergence term in the lower bound above does provide a way to encourage independence. Specifically, the KL term of our model can be rewritten as:

$$\mathbb{E}_{p_{\text{data}}(\mathbf{x}_u)} [D_{\text{KL}}(q_\theta(\mathbf{z}_u | \mathbf{x}_u, \mathbf{C}) \| p_\theta(\mathbf{z}_u))] = I_q(\mathbf{x}_u; \mathbf{z}_u) + D_{\text{KL}}(q_\theta(\mathbf{z}_u | \mathbf{C}) \| p_\theta(\mathbf{z}_u)). \quad (4)$$

See the supplementary material for the proof. Similar decomposition of the KL term has been noted for the original VAEs previously [1, 25, 9]. Penalizing the latter KL term would encourage independence between the dimensions, if we choose a prior that satisfies $p_{\theta}(\mathbf{z}_u) = \prod_{j=1}^{d'} p_{\theta}(z_{u,j})$. On the other hand, the former term $I_q(\mathbf{x}_u; \mathbf{z}_u)$ is the mutual information between \mathbf{x}_u and \mathbf{z}_u under $q_{\theta}(\mathbf{z}_u | \mathbf{x}_u, \mathbf{C}) \cdot p_{\text{data}}(\mathbf{x}_u)$. Penalizing $I_q(\mathbf{x}_u; \mathbf{z}_u)$ is equivalent to applying the information bottleneck principle [47, 2], which encourages \mathbf{z}_u to ignore as much noise in the input as it can and to focus on merely the essential information. We therefore follow β -VAE [19], and strengthen these two regularization terms by a factor of $\beta \gg 1$, which brings us to the following training objective:

$$\mathbb{E}_{p_{\theta}(\mathbf{C})} [\mathbb{E}_{q_{\theta}(\mathbf{z}_u | \mathbf{x}_u, \mathbf{C})} [\ln p_{\theta}(\mathbf{x}_u | \mathbf{z}_u, \mathbf{C})] - \beta \cdot D_{\text{KL}}(q_{\theta}(\mathbf{z}_u | \mathbf{x}_u, \mathbf{C}) || p_{\theta}(\mathbf{z}_u))] . \quad (5)$$

2.3 Implementation

In this section, we describe the implementation of $p_{\theta}(\mathbf{C})$, $p_{\theta}(x_{u,i} | \mathbf{z}_u, \mathbf{C})$ (the decoder), $p_{\theta}(\mathbf{z}_u)$ (the prior), $q_{\theta}(\mathbf{z}_u | \mathbf{x}_u, \mathbf{C})$ (the encoder), and propose an efficient strategy to combat mode collapse. The parameters θ of our implementation include: K concept prototypes $\{\mathbf{m}_k\}_{k=1}^K \in \mathbb{R}^{K \times d}$, M item representations $\{\mathbf{h}_i\}_{i=1}^M \in \mathbb{R}^{M \times d}$ used by the decoder, M context representations $\{\mathbf{t}_i\}_{i=1}^M \in \mathbb{R}^{M \times d}$ used by the encoder, and the parameters of a neural network $f_{\text{nn}} : \mathbb{R}^d \rightarrow \mathbb{R}^{2d}$. We optimize θ to maximize the training objective (see Equation 5) using Adam [26].

Prototype-based concept assignment A straightforward approach would be to assume $p_{\theta}(\mathbf{C}) = \prod_{i=1}^M p(\mathbf{c}_i)$ and parameterize each categorical distribution $p(\mathbf{c}_i)$ with its own set of $K - 1$ parameters. This approach, however, would result in over-parameterization and low sample efficiency. We instead propose a prototype-based implementation. To be specific, we introduce K concept prototypes $\{\mathbf{m}_k\}_{k=1}^K$ and reuse the item representations $\{\mathbf{h}_i\}_{i=1}^M$ from the decoder. We then assume \mathbf{c}_i is a one-hot vector drawn from the following categorical distribution $p_{\theta}(\mathbf{c}_i)$:

$$\mathbf{c}_i \sim \text{CATEGORICAL}(\text{SOFTMAX}([s_{i,1}; s_{i,2}; \dots; s_{i,K}])), \quad s_{i,k} = \text{COSINE}(\mathbf{h}_i, \mathbf{m}_k) / \tau, \quad (6)$$

where $\text{COSINE}(\mathbf{a}, \mathbf{b}) = \mathbf{a}^{\top} \mathbf{b} / (\|\mathbf{a}\|_2 \|\mathbf{b}\|_2)$ is the cosine similarity, and τ is a hyper-parameter that scales the similarity from $[-1, 1]$ to $[-\frac{1}{\tau}, \frac{1}{\tau}]$. We set $\tau = 0.1$ to obtain a more skewed distribution.

Preventing mode collapse We use cosine similarity, instead of the inner product similarity adopted by most existing deep learning methods [32, 31, 18]. This choice is crucial for preventing mode collapse. In fact, with inner product, the majority of the items are highly likely to be assigned to a single concept $\mathbf{m}_{k'}$ that has an extremely large norm, i.e., $\|\mathbf{m}_{k'}\|_2 \rightarrow \infty$, even when the items $\{\mathbf{h}_i\}_{i=1}^M$ correctly form K clusters in the high-dimensional Euclidean space. And we observe empirically that this phenomenon does occur frequently with inner product (see Figure 2e). In contrast, cosine similarity avoids this degenerate case due to the normalization. Moreover, cosine similarity is related with the Euclidean distance on the unit hypersphere, and the Euclidean distance is a proper metric that is more suitable for inferring the cluster structure, compared to inner product.

Decoder The decoder predicts which item out of the M ones is mostly likely to be clicked by a user, when given the user’s representation $\mathbf{z}_u = [\mathbf{z}_u^{(1)}; \mathbf{z}_u^{(2)}; \dots; \mathbf{z}_u^{(K)}]$ and the one-hot concept assignments $\{\mathbf{c}_i\}_{i=1}^M$. We assume that $p_{\theta}(x_{u,i} | \mathbf{z}_u, \mathbf{C}) \propto \sum_{k=1}^K c_{i,k} \cdot g_{\theta}^{(i)}(\mathbf{z}_u^{(k)})$ is a categorical distribution over the M items, and define $g_{\theta}^{(i)}(\mathbf{z}_u^{(k)}) = \exp(\text{COSINE}(\mathbf{z}_u^{(k)}, \mathbf{h}_i) / \tau)$. This design implies that $\{\mathbf{h}_i\}_{i=1}^M$ will be micro-disentangled if $\{\mathbf{z}_u^{(k)}\}_{u=1}^N$ is micro-disentangled, as the two’s dimensions are aligned.

Prior & Encoder The prior $p_{\theta}(\mathbf{z}_u)$ needs to be factorized in order to achieve micro disentanglement. We therefore set $p_{\theta}(\mathbf{z}_u)$ to $\mathcal{N}(\mathbf{0}, \sigma_0^2 \mathbf{I})$. The encoder $q_{\theta}(\mathbf{z}_u | \mathbf{x}_u, \mathbf{C})$ is for computing the representation of a user when given the user’s behavior data \mathbf{x}_u . The encoder maintains an additional set of context representations $\{\mathbf{t}_i\}_{i=1}^M$, rather than reusing the item representations $\{\mathbf{h}_i\}_{i=1}^M$ from the decoder, which is a common practice in the literature [32]. We assume $q_{\theta}(\mathbf{z}_u | \mathbf{x}_u, \mathbf{C}) = \prod_{k=1}^K q_{\theta}(\mathbf{z}_u^{(k)} | \mathbf{x}_u, \mathbf{C})$, and represent each $q_{\theta}(\mathbf{z}_u^{(k)} | \mathbf{x}_u, \mathbf{C})$ as a multivariate normal distribution with a diagonal covariance matrix $\mathcal{N}(\boldsymbol{\mu}_u^{(k)}, [\text{diag}(\boldsymbol{\sigma}_u^{(k)})]^2)$, where the mean and

the standard deviation are parameterized by a neural network $f_{\text{nn}} : \mathbb{R}^d \rightarrow \mathbb{R}^{2d}$:

$$(\mathbf{a}_u^{(k)}, \mathbf{b}_u^{(k)}) = f_{\text{nn}} \left(\frac{\sum_{i:x_{u,i}=+1} c_{i,k} \cdot \mathbf{t}_i}{\sqrt{\sum_{i:x_{u,i}=+1} c_{i,k}^2}} \right), \boldsymbol{\mu}_u^{(k)} = \frac{\mathbf{a}_u^{(k)}}{\|\mathbf{a}_u^{(k)}\|_2}, \boldsymbol{\sigma}_u^{(k)} \leftarrow \sigma_0 \cdot \exp \left(-\frac{1}{2} \mathbf{b}_u^{(k)} \right). \quad (7)$$

The neural network $f_{\text{nn}}(\cdot)$ captures nonlinearity, and is shared across the K components. We normalize the mean, so as to be consistent with the use of cosine similarity which projects the representations onto a unit hypersphere. Note that σ_0 should be set to a small value, e.g., around 0.1, since the learned representations are now normalized.

2.4 User-Controllable Recommendation

The controllability enabled by the disentangled representations can bring a new paradigm for recommendation. It allows a user to interactively search for items that are similar to an initial item except for some controlled aspects, or to explicitly adjust the disentangled representation of his/her preference, learned by the system from his/her past behaviors, to actually match the current preference. Here we formalize the task of user-controllable recommendation, and illustrate a possible solution.

Task definition Let $\mathbf{h}_* \in \mathbb{R}^d$ be the representation to be altered, which can be initialized as either an item representation or a component of a user representation. The task is to gradually alter its j^{th} dimension $h_{*,j}$, while retrieving items whose representations are similar to the altered representation. This task is nontrivial, since usually no item will have exactly the same representation as the altered one, especially when we want the transition to be smooth, monotonic, and thus human-understandable.

Solution Here we illustrate our approach to this task. We first probe the suitable range (a, b) for $h_{*,j}$. Let us assume that prototype k_* is the prototype closest to \mathbf{h}_* . The range (a, b) is decided such that: prototype k_* remains the prototype closest to \mathbf{h}_* if and only if $h_{*,j} \in (a, b)$. We can decide each endpoint of the range using binary search. We then divide the range (a, b) into B subranges, $a = a_0 < a_1 < a_2 \dots < a_B = b$. We ensure that the subranges contain roughly the same number of items from concept k_* when dividing (a, b) . Finally, we aim to retrieve B items $\{i_t\}_{t=1}^B \in \{1, 2, \dots, M\}^B$ that belong to concept k_* , each from one of the B subranges, i.e., $h_{i_t,j} \in (a_{t-1}, a_t]$. We thus decide the B items by maximizing $\sum_{1 \leq t \leq B} e^{\frac{\text{COSINE}(\mathbf{h}_{i_t,-j}, \mathbf{h}_{*, -j})}{\tau}} + \gamma \cdot \sum_{1 \leq t < t' \leq B} e^{\frac{\text{COSINE}(\mathbf{h}_{i_t,-j}, \mathbf{h}_{i_{t'},-j})}{\tau}}$, where $\mathbf{h}_{i,-j} = [h_{i,1}; h_{i,2}; \dots; h_{i,j-1}; h_{i,j+1}; \dots; h_{i,d}] \in \mathbb{R}^{d-1}$ and γ is a hyper-parameter. We approximately solve this maximization problem sequentially using beam search [36].

Intuitively, selecting items from the B subranges ensures that the items change monotonously in terms of the j^{th} dimension. On the other hand, the first term in the maximization problem forces the retrieved items to be similar with the initial item in terms of the dimensions other than j , while the second term encourages any two retrieved items to be similar in terms of the dimensions other than j .

3 Empirical Results

3.1 Experimental Setup

Datasets We conduct our experiments on five real-world datasets. Specifically, we use the large-scale Netflix Prize dataset [4], and three MovieLens datasets of different scales (i.e., ML-100k, ML-1M, and ML-20M) [16]. We follow MultVAE [32], and binarize these four datasets by keeping ratings of four or higher while only keeping users who have watched at least five movies. We additionally collect a dataset, named AliShop-7C², from Alibaba’s e-commerce platform Taobao. AliShop-7C contains user-item interactions associated with items from seven categories, as well as item attributes such as titles and images. Every user in this dataset clicks items from at least two categories. The category labels are used for evaluation only, and not for training.

Baselines We compare our approach with MultDAE [32] and β -MultVAE [32], the two state-of-the-art methods for collaborative filtering. In particular, β -MultVAE is similar to β -VAE [19], and has a hyper-parameter β that controls the strength of disentanglement. However, β -MultVAE does not learn disentangled representations, because it requires $\beta \ll 1$ to perform well.

²The dataset and our code are at <https://jianxinma.github.io/disentangle-recsys.html>.

Table 1: Collaborative filtering. All methods are constrained to have around $2Md$ parameters, where M is the number of items and d is the dimension of each item representation. We set $d = 100$.

Dataset	Method	Metrics		
		NDCG@100	Recall@20	Recall@50
AliShop-7C	MultDAE	0.23923 (± 0.00380)	0.15242 (± 0.00305)	0.24892 (± 0.00391)
	β -MultVAE	0.23875 (± 0.00379)	0.15040 (± 0.00302)	0.24589 (± 0.00387)
	Ours	0.29148 (± 0.00380)	0.18616 (± 0.00317)	0.30256 (± 0.00397)
ML-100k	MultDAE	0.24487 (± 0.02738)	0.23794 (± 0.03605)	0.32279 (± 0.04070)
	β -MultVAE	0.27484 (± 0.02883)	0.24838 (± 0.03294)	0.35270 (± 0.03927)
	Ours	0.28895 (± 0.02739)	0.30951 (± 0.03808)	0.41309 (± 0.04503)
ML-1M	MultDAE	0.40453 (± 0.00799)	0.34382 (± 0.00961)	0.46781 (± 0.01032)
	β -MultVAE	0.40555 (± 0.00809)	0.33960 (± 0.00919)	0.45825 (± 0.01039)
	Ours	0.42740 (± 0.00789)	0.36046 (± 0.00947)	0.49039 (± 0.01029)
ML-20M	MultDAE	0.41900 (± 0.00209)	0.39169 (± 0.00271)	0.53054 (± 0.00285)
	β -MultVAE	0.41113 (± 0.00212)	0.38263 (± 0.00273)	0.51975 (± 0.00289)
	Ours	0.42496 (± 0.00212)	0.39649 (± 0.00271)	0.52901 (± 0.00284)
Netflix	MultDAE	0.37450 (± 0.00095)	0.33982 (± 0.00123)	0.43247 (± 0.00126)
	β -MultVAE	0.36291 (± 0.00094)	0.32792 (± 0.00122)	0.41960 (± 0.00125)
	Ours	0.37987 (± 0.00096)	0.34587 (± 0.00124)	0.43478 (± 0.00125)

Hyper-parameters We constrain the number of learnable parameters to be around $2Md$ for each method so as to ensure fair comparison, which is equivalent to using d -dimensional representations for the M items. Note that all the methods under investigation use two sets of item representations, and we do not constrain the dimension of user representations since they are not parameters. We set $d = 100$ unless otherwise specified. We fix τ to 0.1. We tune the other hyper-parameters of both our approach’s and our baselines’ automatically using the TPE method [6] implemented by Hyeopt [5].

3.2 Recommendation Performance

We evaluate the performance of our approach on the task of collaborative filtering for implicit feedback datasets [21], one of the most common settings for recommendation. We follow the experiment protocol established by the previous work [32] strictly, and use the same preprocessing procedure as well as evaluation metrics. The results on the five datasets are listed in Table 1.

We observe that our approach outperforms the baselines significantly, especially on small, sparse datasets. The improvement is likely due to two desirable properties of our approach. Firstly, macro disentanglement not only allows us to accurately represent the diverse interests of a user using the different components, but also alleviates data sparsity by allowing a rarely visited item to borrow information from other items of the same category, which is the motivation behind many hierarchical methods [50, 38]. Secondly, as we will show in Section 3.4, the dimensions of the representations learned by our approach are highly disentangled, i.e., independent, thanks to the micro disentanglement regularizer, which leads to more robust performance.

3.3 Macro Disentanglement

We visualize the high-dimensional representations learned by our approach on AliShop-7C in order to qualitatively examine to which degree our approach can achieve macro disentanglement. Specifically, we set K to seven, i.e., the number of ground-truth categories, when training our model. We visualize the item representations and the user representations together using t-SNE [40], where we treat the K components of a user as K individual points and keep only the two components that have the highest confidence levels. The confidence of component k is defined as $\sum_{i: x_{u,i} > 0} c_{i,k}$, where $c_{i,k}$ is the value inferred by our model, rather than the ground-truth. The results are shown in Figure 2.

Interpretability Figure 2c, which shows the clusters inferred based on the prototypes, is rather similar to Figure 2d that shows the ground-truth categories, despite the fact that our model is trained

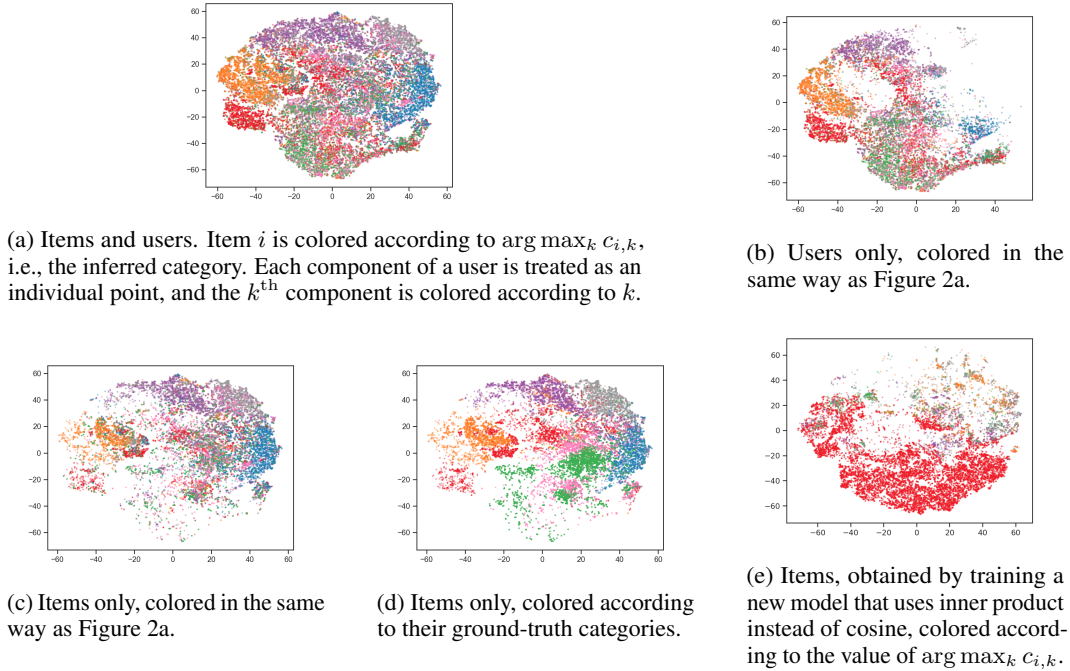


Figure 2: The discovered clusters of items (see Figure 2c), learned unsupervisedly, align well with the ground-truth categories (see Figure 2d, where the color order is chosen such that the connections between the ground-truth categories and the learned clusters are easy to verify). Figure 2e highlights the importance of using cosine similarity, rather than inner product, to combat mode collapse.



Figure 3: Starting from an item representation, we gradually alter the value of a target dimension, and list the items that have representations similar to the altered representations (see Subsection 2.4).

without the ground-truth category labels. This demonstrates that our approach is able to discover and disentangle the macro structures underlying the user behavior data in an interpretable way. Moreover, the components of the user representations are near the correct cluster centers (see Figure 2a and Figure 2b), and are hence likely capturing the users’ separate preferences for different categories.

Cosine vs. inner product To highlight the necessity of using cosine similarity instead of the more commonly used inner product similarity, we additionally train a new model that uses inner product in place of cosine, and visualize the learned item representations in Figure 2e. With inner product, the majority of the items are assigned to the same prototype (see Figure 2e). In comparison, all seven prototypes learned by the cosine-based model are assigned a significant number of items (see Figure 2c). This finding supports our claim that a proper metric space, such as the one implied by the cosine similarity, is important for preventing mode collapse.

3.4 Micro Disentanglement

Independence We vary the hyper-parameters related with micro disentanglement (β and σ_0 for our approach, β for β -MultVAE), and plot in Figure 4 the relationship between the level of independence achieved and the recommendation performance. Each method is evaluated with 2,000 randomly

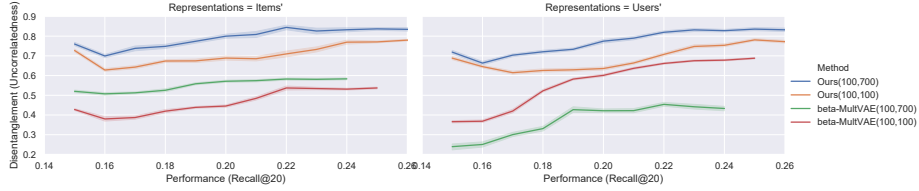


Figure 4: Micro disentanglement vs. recommendation performance. (d, d') indicates d -dimensional item representations and d' -dimensional user representations. Note that $d' = Kd$. We observe that (1) our approach outperforms the baselines in terms of both performance and micro disentanglement, and (2) macro disentanglement benefits micro disentanglement, as $K = 7$ is better than $K = 1$.

sampled configurations on ML-100k. We quantify the level of independence achieved by a set of d -dimensional representations using $1 - \frac{2}{d(d-1)} \sum_{1 \leq i < j \leq d} |\text{corr}_{i,j}|$, where $\text{corr}_{i,j}$ is the correlation between dimension i and j . Figure 4 suggests that high performance is in general associated with a relatively high level of independence. And our approach achieves a much higher level of independence than β -MultVAE. In addition, the improvement brought by using $K = 7$ instead of $K = 1$ reveals that macro disentanglement can possibly help improve micro disentanglement.

Interpretability We train our model with $K = 7$, $d = 10$, $\beta = 50$ and $\sigma_0 = 0.3$, on AliShop-7C, and investigate the interpretability of the dimensions using the approach illustrated in Subsection 2.4. In Figure 3, we list some representative dimensions that have human-understandable semantics. These examples suggest that our approach has the potential to give users fine-grained control over targeted aspects of the recommendation lists. However, we note that not all dimensions are human-understandable. In addition, as pointed out by Locatello et al. [34], well-trained interpretable models can only be reliably identified with the help of external knowledge, e.g., item attributes. We thus encourage future efforts to focus more on (semi-)supervised methods [35].

4 Related Work

Learning representations from user behavior Learning from user behavior has been a central task of recommender systems since the advent of collaborative filtering [43, 42, 46, 12, 21]. Early attempts apply matrix factorization [29, 45], while the more recent deep learning methods [49, 32, 31, 52, 11, 18] achieve massive improvement by learning highly informative representations. The entanglement of the latent factors behind user behavior, however, is mostly neglected by the black-box representation learning process adopted by the majority of the existing methods. To the extent of our knowledge, we are the first to study disentangled representation learning on user behavior data.

Disentangled representation learning Disentangled representation learning aims to identify and disentangle the underlying explanatory factors [3]. β -VAE [19] demonstrates that disentanglement can emerge once the KL divergence term in the VAE [27] objective is aggressively penalized. Later approaches separate the information bottleneck term [48, 47] and the total correlation term, and achieve a greater level of disentanglement [9, 25, 8]. Though a few existing approaches [14, 10, 7, 13, 24] do notice that a dataset can contain samples from different concepts, i.e., follow a mixture distribution, their settings are fundamentally different from ours. To be specific, these existing approaches assume that each instance is from a concept, while we assume that each instance interacts with objects from different concepts. The majority of the existing efforts are from the field of computer vision [28, 15, 20, 30, 53, 14, 10, 39, 19]. Disentangled representation learning on relational data, such as graph-structured data, was not explored until recently [37]. This work focus on disentangling user behavior, another kind of relational data commonly seen in recommender systems.

5 Conclusions

In this paper, we studied the problem of learning disentangled representations from user behavior, and presented our approach that performs disentanglement at both a macro and a micro level. An interesting direction for future research is to explore novel applications that can be enabled by the interpretability and controllability brought by the disentangled representations.

Acknowledgments

The authors from Tsinghua University are supported in part by National Program on Key Basic Research Project (No. 2015CB352300), National Key Research and Development Project (No. 2018AAA0102004), National Natural Science Foundation of China (No. 61772304, No. 61521002, No. 61531006, No. U1611461), Beijing Academy of Artificial Intelligence (BAAI), and the Young Elite Scientist Sponsorship Program by CAST. All opinions, findings, and conclusions in this paper are those of the authors and do not necessarily reflect the views of the funding agencies.

References

- [1] Alessandro Achille and Stefano Soatto. Information dropout: Learning optimal representations through noisy computation. *IEEE transactions on pattern analysis and machine intelligence*, 40(12):2897–2905, 2018.
- [2] Alexander A Alemi, Ian Fischer, Joshua V Dillon, and Kevin Murphy. Deep variational information bottleneck. In *International Conference for Learning Representations*, 2015.
- [3] Yoshua Bengio, Aaron Courville, and Pascal Vincent. Representation learning: A review and new perspectives. *IEEE transactions on pattern analysis and machine intelligence*, 35(8):1798–1828, 2013.
- [4] James Bennett and Stan Lanning. The netflix prize. In *Proceedings of KDD Cup and Workshop 2007*, 2007.
- [5] James Bergstra, Dan Yamins, and David D Cox. Hyperopt: A python library for optimizing the hyperparameters of machine learning algorithms. In *Proceedings of the 12th Python in science conference*, pages 13–20. Citeseer, 2013.
- [6] James S Bergstra, Rémi Bardenet, Yoshua Bengio, and Balázs Kégl. Algorithms for hyperparameter optimization. In *Advances in neural information processing systems*, pages 2546–2554, 2011.
- [7] Diane Bouchacourt, Ryota Tomioka, and Sebastian Nowozin. Multi-level variational autoencoder: Learning disentangled representations from grouped observations. In *Thirty-Second AAAI Conference on Artificial Intelligence*, 2018.
- [8] Christopher P Burgess, Irina Higgins, Arka Pal, Loic Matthey, Nick Watters, Guillaume Desjardins, and Alexander Lerchner. Understanding disentangling in *beta*-vae. *arXiv preprint arXiv:1804.03599*, 2018.
- [9] Tian Qi Chen, Xuechen Li, Roger B Grosse, and David K Duvenaud. Isolating sources of disentanglement in variational autoencoders. In *Advances in Neural Information Processing Systems*, pages 2610–2620, 2018.
- [10] Xi Chen, Yan Duan, Rein Houthoofd, John Schulman, Ilya Sutskever, and Pieter Abbeel. Infogan: Interpretable representation learning by information maximizing generative adversarial nets. In *Advances in neural information processing systems*, pages 2172–2180, 2016.
- [11] Paul Covington, Jay Adams, and Emre Sargin. Deep neural networks for youtube recommendations. In *Proceedings of the 10th ACM Conference on Recommender Systems*, pages 191–198. ACM, 2016.
- [12] Mukund Deshpande and George Karypis. Item-based top-n recommendation algorithms. *ACM Transactions on Information Systems (TOIS)*, 22(1):143–177, 2004.
- [13] Nat Dilokthanakul, Pedro AM Mediano, Marta Garnelo, Matthew CH Lee, Hugh Salimbeni, Kai Arulkumaran, and Murray Shanahan. Deep unsupervised clustering with gaussian mixture variational autoencoders. *arXiv preprint arXiv:1611.02648*, 2016.
- [14] Emilien Dupont. Learning disentangled joint continuous and discrete representations. In *Advances in Neural Information Processing Systems*, pages 710–720, 2018.

- [15] SM Ali Eslami, Danilo Jimenez Rezende, Frederic Besse, Fabio Viola, Ari S Morcos, Marta Garnelo, Avraham Ruderman, Andrei A Rusu, Ivo Danihelka, Karol Gregor, et al. Neural scene representation and rendering. *Science*, 360(6394):1204–1210, 2018.
- [16] F Maxwell Harper and Joseph A Konstan. The movielens datasets: History and context. *Acm transactions on interactive intelligent systems (tiis)*, 5(4):19, 2016.
- [17] Xiangnan He, Tao Chen, Min-Yen Kan, and Xiao Chen. Trirank: Review-aware explainable recommendation by modeling aspects. In *Proceedings of the 24th ACM International Conference on Information and Knowledge Management*, pages 1661–1670. ACM, 2015.
- [18] Xiangnan He, Lizi Liao, Hanwang Zhang, Liqiang Nie, Xia Hu, and Tat-Seng Chua. Neural collaborative filtering. In *Proceedings of the 26th International Conference on World Wide Web*, pages 173–182, 2017.
- [19] Irina Higgins, Loic Matthey, Arka Pal, Christopher Burgess, Xavier Glorot, Matthew Botvinick, Shakir Mohamed, and Alexander Lerchner. beta-vae: Learning basic visual concepts with a constrained variational framework. In *International Conference on Learning Representations*, volume 3, 2017.
- [20] Jun-Ting Hsieh, Bingbin Liu, De-An Huang, Li F Fei-Fei, and Juan Carlos Niebles. Learning to decompose and disentangle representations for video prediction. In *Advances in Neural Information Processing Systems*, pages 517–526, 2018.
- [21] Yifan Hu, Yehuda Koren, and Chris Volinsky. Collaborative filtering for implicit feedback datasets. In *ICDM*, volume 8, pages 263–272. Citeseer, 2008.
- [22] Eric Jang, Shixiang Gu, and Ben Poole. Categorical reparameterization with gumbel-softmax. *arXiv preprint arXiv:1611.01144*, 2016.
- [23] Sébastien Jean, Kyunghyun Cho, Roland Memisevic, and Yoshua Bengio. On using very large target vocabulary for neural machine translation. In *Proceedings of the 53rd Annual Meeting of the Association for Computational Linguistics (ACL 2015)*, 2015.
- [24] Zhuxi Jiang, Yin Zheng, Huachun Tan, Bangsheng Tang, and Hanning Zhou. Variational deep embedding: an unsupervised and generative approach to clustering. In *Proceedings of the 26th International Joint Conference on Artificial Intelligence*, pages 1965–1972. AAAI Press, 2017.
- [25] Hyunjik Kim and Andriy Mnih. Disentangling by factorising. In *International Conference on Machine Learning*, pages 2654–2663, 2018.
- [26] Diederik P Kingma and Jimmy Ba. Adam: A method for stochastic optimization. In *International Conference for Learning Representations*, 2014.
- [27] Diederik P Kingma and Max Welling. Auto-encoding variational bayes. *arXiv preprint arXiv:1312.6114*, 2013.
- [28] Nikos Komodakis and Spyros Gidaris. Unsupervised representation learning by predicting image rotations. In *International Conference on Learning Representations (ICLR)*, 2018.
- [29] Yehuda Koren, Robert Bell, Chris Volinsky, et al. Matrix factorization techniques for recommender systems. *Computer*, 42(8):30–37, 2009.
- [30] Adam Kosior, Hyunjik Kim, Yee Whye Teh, and Ingmar Posner. Sequential attend, infer, repeat: Generative modelling of moving objects. In *Advances in Neural Information Processing Systems*, pages 8606–8616, 2018.
- [31] Xiaopeng Li and James She. Collaborative variational autoencoder for recommender systems. In *Proceedings of the 23rd ACM SIGKDD International Conference on Knowledge Discovery and Data Mining*, pages 305–314. ACM, 2017.
- [32] Dawen Liang, Rahul G. Krishnan, Matthew D. Hoffman, and Tony Jebara. Variational autoencoders for collaborative filtering. In *Proceedings of the 2018 World Wide Web Conference, WWW '18*, pages 689–698, 2018.

- [33] Bin Liu, Anmol Sheth, Udi Weinsberg, Jaideep Chandrashekar, and Ramesh Govindan. Adre-veal: Improving transparency into online targeted advertising. In *Proceedings of the Twelfth ACM Workshop on Hot Topics in Networks*, 2013.
- [34] Francesco Locatello, Stefan Bauer, Mario Lucic, Sylvain Gelly, Bernhard Schölkopf, and Olivier Bachem. Challenging common assumptions in the unsupervised learning of disentangled representations. In *Proceedings of the 36th International Conference on Machine Learning (ICML 2019)*, 2019.
- [35] Francesco Locatello, Michael Tschannen, Stefan Bauer, Gunnar Rätsch, Bernhard Schölkopf, and Olivier Bachem. Disentangling factors of variation using few labels. *arXiv preprint arXiv:1905.01258*, 2019.
- [36] B LOWERE. The harpy speech recognition system. *PhD thesis, Carnegie Mellon University*, 1976.
- [37] Jianxin Ma, Peng Cui, Kun Kuang, Xin Wang, and Wenwu Zhu. Disentangled graph convolutional networks. In *Proceedings of the 36th International Conference on Machine Learning (ICML 2019)*, 2019.
- [38] Jianxin Ma, Peng Cui, Xiao Wang, and Wenwu Zhu. Hierarchical taxonomy aware network embedding. In *Proceedings of the 24th ACM SIGKDD International Conference on Knowledge Discovery and Data Mining*, 2018.
- [39] Liqian Ma, Qianru Sun, Stamatios Georgoulis, Luc Van Gool, Bernt Schiele, and Mario Fritz. Disentangled person image generation. In *Proceedings of the IEEE Conference on Computer Vision and Pattern Recognition*, pages 99–108, 2018.
- [40] Laurens van der Maaten and Geoffrey Hinton. Visualizing data using t-sne. *Journal of machine learning research*, 9(Nov):2579–2605, 2008.
- [41] Chris J Maddison, Andriy Mnih, and Yee Whye Teh. The concrete distribution: A continuous relaxation of discrete random variables. *arXiv preprint arXiv:1611.00712*, 2016.
- [42] Steffen Rendle, Christoph Freudenthaler, Zeno Gantner, and Lars Schmidt-Thieme. Bpr: Bayesian personalized ranking from implicit feedback. In *Proceedings of the twenty-fifth conference on uncertainty in artificial intelligence*, pages 452–461. AUAI Press, 2009.
- [43] Paul Resnick, Neophytos Iacovou, Mitesh Suchak, Peter Bergstrom, and John Riedl. Grouplens: an open architecture for collaborative filtering of netnews. In *Proceedings of the 1994 ACM conference on Computer supported cooperative work*, pages 175–186. ACM, 1994.
- [44] Danilo Jimenez Rezende, Shakir Mohamed, and Daan Wierstra. Stochastic backpropagation and approximate inference in deep generative models. In *Proceedings of the 31st International Conference on International Conference on Machine Learning-Volume 32*, pages II–1278. JMLR. org, 2014.
- [45] Ruslan Salakhutdinov and Andriy Mnih. Probabilistic matrix factorization. In *NIPS*, volume 20, pages 1–8, 2011.
- [46] Badrul Sarwar, George Karypis, Joseph Konstan, and John Riedl. Item-based collaborative filtering recommendation algorithms. In *Proceedings of the 10th international conference on World Wide Web*, pages 285–295. ACM, 2001.
- [47] Naftali Tishby, Fernando C Pereira, and William Bialek. The information bottleneck method. *arXiv preprint physics/0004057*, 2000.
- [48] Naftali Tishby and Noga Zaslavsky. Deep learning and the information bottleneck principle. In *2015 IEEE Information Theory Workshop (ITW)*, pages 1–5. IEEE, 2015.
- [49] Hao Wang, Naiyan Wang, and Dit-Yan Yeung. Collaborative deep learning for recommender systems. In *Proceedings of the 21th ACM SIGKDD International Conference on Knowledge Discovery and Data Mining*, pages 1235–1244. ACM, 2015.

- [50] Yi Zhang and Jonathan Koren. Efficient bayesian hierarchical user modeling for recommendation system. In *Proceedings of the 30th annual international ACM SIGIR conference on Research and development in information retrieval*, 2007.
- [51] Yongfeng Zhang, Guokun Lai, Min Zhang, Yi Zhang, Yiqun Liu, and Shaoping Ma. Explicit factor models for explainable recommendation based on phrase-level sentiment analysis. In *Proceedings of the 37th international ACM SIGIR conference on Research & development in information retrieval*, pages 83–92. ACM, 2014.
- [52] Chang Zhou, Jinze Bai, Junshuai Song, Xiaofei Liu, Zhengchao Zhao, Xiusi Chen, and Jun Gao. Atrank: An attention-based user behavior modeling framework for recommendation. In *Thirty-Second AAAI Conference on Artificial Intelligence*, 2018.
- [53] Jun-Yan Zhu, Zhoutong Zhang, Chengkai Zhang, Jiajun Wu, Antonio Torralba, Josh Tenenbaum, and Bill Freeman. Visual object networks: Image generation with disentangled 3d representations. In *Advances in Neural Information Processing Systems*, pages 118–129, 2018.