

---

# A Recipe for Charge Density Prediction

---

Xiang Fu<sup>1\*</sup> Andrew Rosen<sup>2,3</sup> Kyle Bystrom<sup>4</sup> Rui Wang<sup>1</sup> Albert Musaelian<sup>4</sup>  
Boris Kozinsky<sup>4,5</sup> Tess Smidt<sup>1</sup> Tommi Jaakkola<sup>1</sup>

<sup>1</sup>Massachusetts Institute of Technology

<sup>2</sup>UC Berkeley <sup>3</sup>Lawrence Berkeley National Laboratory

<sup>4</sup>Harvard John A. Paulson School Of Engineering and Applied Sciences

<sup>5</sup>Robert Bosch Research and Technology Center

## Abstract

In density functional theory, the charge density is the core attribute of atomic systems from which all chemical properties can be derived. Machine learning methods are promising as a means of significantly accelerating charge density predictions, yet existing approaches either lack accuracy or scalability. We propose a recipe that can achieve both. In particular, we identify three key ingredients: (1) representing the charge density with atomic and virtual orbitals (spherical fields centered at atom/virtual coordinates); (2) using expressive and learnable orbital basis sets (basis functions for the spherical fields); and (3) using a high-capacity equivariant neural network architecture. Our method achieves state-of-the-art accuracy while being more than an order of magnitude faster than existing methods. Furthermore, our method enables flexible efficiency–accuracy trade-offs by adjusting the model and/or basis set sizes.

## 1 Introduction

Density functional theory (DFT) is a computational quantum chemistry method that has enabled countless advancements in the chemical sciences by providing a tractable means to calculate the electronic structure of molecules and materials [1]. The central concept in DFT is the charge density, a fundamental quantity from which all derivable ground-state physicochemical properties of a system, such as energy and forces, can, in principle, be derived. The most widely used Kohn–Sham formalism [2] of DFT offers a reasonable balance between accuracy and computational efficiency among conventional DFT workflows. However, it still scales with a complexity of roughly  $O(N_e^3)$  where  $N_e$  is the number of electrons, rendering it computationally expensive and limiting its viability for both large-scale systems and long-timescale *ab initio* molecular dynamics simulations.

In DFT, the solution to the Kohn–Sham equations are reliant on an iterative calculation to identify the charge density that minimizes the potential energy functional for a given atomic configuration. This process, known as converging the self-consistent field, is the main computational expense within DFT. With a machine learning (ML) model that can effectively bypass the Kohn–Sham equations by accurately and efficiently predicting the charge density, the number of steps required to converge the ground-state electron density can be drastically reduced or potentially eliminated altogether by using the predicted charge density as the initial guess. If accurate enough, a machine-learned charge density could also be used to directly predict electronic structure properties, such as the band gap, band structure, and electronic density of states of a material. Furthermore, the charge density itself can provide an enormous amount of insight into a molecule or material. From the charge density, partial

---

\*Correspondence to Xiang Fu (xiangfu@csail.mit.edu).

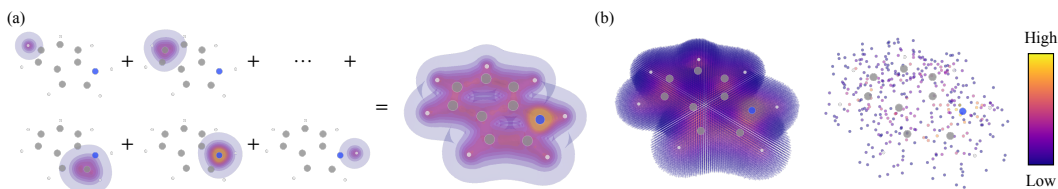


Figure 1: (a) Illustration of the orbital-based method for charge density representation for an example molecule (indole,  $C_8H_7N$ ). The overall charge density is represented as a sum over spherical-harmonics-based atomic orbital basis functions (spherical fields) centered at each atom. (b) Left: Illustration of the probe-based method for charge density representation. The charge density is represented as a voxel where each grid point (probe node) represents a scalar density at that coordinate. The voxel for the example molecule is of size  $108 \times 96 \times 40$ . Grid points with very small charge densities ( $< 0.05$ ) are not visualized. Right: For a probe-based machine learning prediction model, the voxel contains too many grid points to be processed simultaneously. Sampling of the voxel points is needed during training and inference. All charge densities use the same colormap scale at the right-most side of the figure. Atom color code: H (white), C (gray), N (blue). The charge density is from the QM9 charge density dataset [7].

atomic charges, dipole moments, atomic spin densities, and effective bond orders can all be directly computed through one of several population analysis methods [3, 4]. For some materials discovery tasks, the charge density can also be a crucial descriptor depending on the application area [5, 6]. Therefore, efficient and accurate representations and ML models for charge density prediction are highly desirable as a means of accelerating the discovery of promising molecules and materials.

In machine learning workflows, the charge density is a volumetric, data-rich object, usually represented as voxels with a grid resolution of around  $0.1 \text{ \AA}$  [7, 8]. This poses a challenge, as even relatively small molecules and materials can require hundreds of thousands to millions of grid points to represent the charge density at this (relatively coarse) resolution. At the same time, small deviations in the charge density that result from a representation that is too coarse can have a substantial impact on energy and other derivable properties. This need for both efficiency and accuracy creates a significant challenge for ML methods.

The existing literature has mainly focused on two approaches to learning to predict charge density. The first approach (orbital-based), illustrated in Figure 1 (a), is to predict atomic orbital basis set coefficients by regressing over coefficients extracted from DFT data [9, 10, 11, 12, 13]. The atomic orbital basis functions are based on the composition of radial functions and spherical harmonics. Under this scheme, the charge density is represented as a set of spherical fields centered around each atom. The real space charge density voxel can be constructed by overlaying the spherical fields and evaluating at each grid point. For orbital-based ML models, both the prediction of the basis set coefficients and the evaluation of the spherical fields are relatively scalable, making this approach efficient at inference time. However, this approach can suffer from sub-optimal accuracy due to the limited representation power of the chosen basis set. In particular, it is challenging for the atom-centered atomic orbitals to model complex electronic structures between atoms.

The second approach (probe-based) [14, 7, 15, 16], illustrated in Figure 1 (b), is to predict the charge density by inserting “probe nodes” at all grid coordinates of the charge density voxel and applying graph message passing between the atoms and these probe nodes. Finally, the scalar charge density at each grid coordinate is predicted through node-wise readout over the probe nodes. This approach, while expressive and accurate, is computationally expensive. To see why, recall that the number of grid points in the charge density voxel is usually very large for even a small atomic system. Conducting neural message passing over millions of nodes is both computationally and memory intensive. The large number of nodes usually requires sampling a subset of grid points from the charge density voxel (Figure 1 (b), right) in each training or inference step [7].

This paper aims to address this accuracy–efficiency dilemma with a new recipe for building representations and ML models for charge density prediction. We identify three key ingredients:

1. We represent the charge density using an atomic orbital basis set (spherical fields centered at each atom) to leverage its efficiency and equivariant properties. Beyond orbitals placed

at the atomic coordinates, we further introduce virtual orbitals to improve expressivity. In other words, we also place spherical fields centered at coordinates other than the atomic centers, while ensuring the placement algorithm is SE(3)-equivariant.

2. We use domain-informed and expressive basis sets. In particular, we construct an even-tempered Gaussian basis from an atomic orbital basis set. This allows us to smoothly control the expressivity of the atomic orbitals and enable flexible accuracy–efficiency trade-offs. We make the basis set exponents learnable to further improve expressivity.
3. We use a high-capacity equivariant neural network architecture (eSCN [17]), which enables efficient training and inference with features of high tensor order for a large dataset.

We apply our recipe to the widely used QM9 charge density benchmark [18, 19, 7]. Our method outperforms existing state-of-the-art methods while being around  $30\times$  faster. Furthermore, we can flexibly trade off accuracy and efficiency by adjusting the model/basis size; in doing so, we achieve up to  $171\times$  efficiency compared to state-of-the-art methods with only a slight degradation in accuracy. This tunability is valuable, as different applications, material classes, and available computing resources may require drastically different levels of accuracy in the charge density prediction. We conduct an ablation study to justify the significance of each proposed ingredient.

## 2 Related Works

**ML methods for charge density prediction.** Orbital-based methods predict coefficients for the orbital basis set functions to recover the target charge density. Past works have explored Gaussian processes [9] and graph neural networks [10, 11, 12, 13] in small molecules, water, and materials systems. [20] used Jacobi-Legendre expansion — a many-body extension of atomic orbitals — for representing and predicting the charge density. These approaches, while efficient, suffer from lower accuracy in benchmarks such as QM9 [18, 19, 7] and the Materials Project [21, 8] charge density datasets. Probe-based methods, on the other hand, predict the charge density by neural message passing between the atoms and probe nodes at all grid points. These methods [14, 7, 15, 16] have shown superior accuracy in both molecules and materials but suffer from poor scalability, as they require neural processing of millions of probe nodes for molecule/material structures of tens of atoms. Recent works also explored a combination of atomic orbitals and probe-based methods [12] or plane-wave basis sets [22]. However, both methods still require neural message passing with a large number of probe nodes, which limits their scalability. In the present work, we combine virtual nodes, even-tempered Gaussian basis, and trainable basis functions to greatly improve the expressivity of orbital basis functions.

**Equivariant neural networks.** Equivariant neural networks [23, 24, 25, 26, 27, 28, 29, 17] use equivariant representations and processing layers that can preserve rotational and translational symmetries that are critical to atomistic modeling tasks. Equivariant models have shown advantages in ML potentials with respect to the accuracy, sample complexity, and molecular dynamics simulation capabilities [30, 31, 32, 33] in addition to charge density prediction tasks [7, 15]. This is because atomic forces and charge densities are indeed SE(3)-equivariant with regard to the input atomic coordinates. In this work, we leverage recent advances in methods for building more expressive and scalable equivariant architectures [17] to improve the accuracy and scalability of charge density prediction.

## 3 Methods

Our recipe for building ML charge density prediction capabilities involves two complementary aspects: the charge density representation and the prediction model.

### 3.1 Charge Density Representation

**Gaussian-type orbitals (GTOs)** are widely used as basis sets for representing electron configurations in quantum chemistry [34]. They are spherical Gaussian functions centered at atomic coordinates. For an atom  $i$  at coordinate  $r_i$ , a GTO basis function with exponent  $\alpha$ , angular momentum quantum number (also called tensor order or degree)  $l$ , and magnetic quantum number  $m$  is given by the

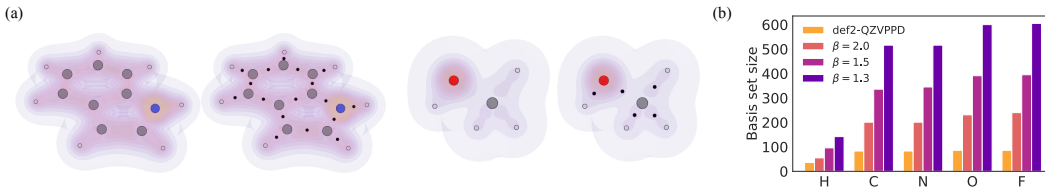


Figure 2: (a) Two example molecules (left: indole,  $C_8H_7N$ ; right: methanol  $CH_3OH$ ), before and after the bond-midpoint-based virtual coordinates (small black points) are inserted. Atom color code: H (white), C (gray), N (blue), O (red), virtual nodes (small, black). (b) The number of Gaussian-type orbital basis functions for selected elements in the def2-QZVPPD basis set and even-tempered Gaussian basis sets derived from it under different  $\beta$ , which controls the number of basis functions as described in Equation (3).

following expression:

$$\Phi_{\alpha,l,m,\mathbf{r}_i}(\mathbf{r}) \equiv R_l(r)Y_{l,m}\left(\frac{\mathbf{r}-\mathbf{r}_i}{r}\right) = z_{\alpha,l}\exp(-\alpha r^2)r^l Y_{l,m}\left(\frac{\mathbf{r}-\mathbf{r}_i}{r}\right), \quad (1)$$

where  $r = \|\mathbf{r}-\mathbf{r}_i\|$  is the distance from a query coordinate  $\mathbf{r}$  to the atom coordinate  $\mathbf{r}_i$  and  $Y_{l,m}$  are real spherical harmonics.  $z_{\alpha,l}$  is a normalizing constant, such that  $\int_{\mathbb{R}^3} \|\Phi\|_2^2 dV = 1$ . For the purpose of developing a machine learning model based on GTOs, we choose to represent the charge density,  $\rho$ , of an atomic system via a linear combination of many basis functions:

$$\rho(\mathbf{r}) = \sum_i^N \sum_j^{N_b^i} \sum_{m=-l_{i,j}}^{l_{i,j}} c_{i,j,m} \Phi_{\alpha_{i,j},l_{i,j},m,\mathbf{r}_i}(\mathbf{r}), \quad (2)$$

where  $N$  is the number of atoms (including virtual ones when applicable),  $N_b^i$  is the number of  $l$  values ( $\alpha$  values) for atom  $i$ . It should be noted that the charge density in Kohn–Sham DFT is not computed in this way; rather, Equation (2) is an artificial representation for the sake of training a machine learning model that is inspired by the orbital-like character of GTOs. The basis functions  $\Phi_{\alpha_{i,j},l_{i,j},m,\mathbf{r}_i}$  are chosen first as the basis set, with a fixed set of  $l$  and  $\alpha$  values for each element. For example, the values for  $l$  and  $\alpha$  for hydrogen in the def2-QZVPPD basis set [35] are presented in Appendix A, Table 2. The number of basis functions for an atom  $i$  can be derived as  $\sum_{j=1}^{N_b^i} (2 \cdot l_{i,j} + 1)$ , because  $m$  can be an integer from  $-l$  to  $l$ . A higher  $l$  value corresponds to a more complex angular part of the basis function and allows the corresponding spherical field to be more anisotropic. The number of orbital basis functions for elements H, C, N, O, and F of the def2-QZVPPD basis set (and its even-tempered variant, detailed later in this section) is included in Figure 2. Atoms with more complex electronic structures are often represented with more basis functions. The number of basis functions,  $l$ s, and  $\alpha$  values are carefully chosen in existing basis sets such as def2-QZVPPD. We refer interested readers to the original papers [35, 36, 37] for more details regarding the construction of atomic orbital basis sets.

In training the machine learning model, after the basis set is determined, the coefficients  $c_{i,j,m}$  are then fit such that Equation (2) best represent the charge density. GTOs have been studied in several previous works [9, 11, 12] as a means of representing the charge density with promising results. However, their accuracy still bears significant room for improvement. We next introduce virtual orbitals, even-tempered Gaussian basis, and scaling factors for orbital exponents that greatly improve the expressive power of GTOs for charge density representation.

**Virtual orbitals.** The atom-centered spherical fields often struggle to capture non-local electronic structures, which induces representation errors. This limitation is effectively addressed with the introduction of virtual orbitals, which define sets of spherical fields located in a position other than the atomic centers. Due to the critical importance of chemical bonds in defining the overall electronic structure, we insert virtual nodes into the midpoint of all chemical bonds for a given molecule (illustrated in Figure 2 (a)). With this method, the coordinates to insert the virtual nodes are SE(3)-equivariant with regard to the input atom coordinates. Therefore, as long as the prediction of the basis set coefficients is SE(3)-equivariant, the overall charge density prediction will still be equivariant after the introduction of the virtual orbitals. We discuss potential extensions to virtual

orbital assignments in [Section 5](#). After the virtual nodes are created, one must decide which basis functions to use for the virtual orbitals. In this work, we use the basis functions of element O for the virtual nodes, which offers a balance in accuracy and efficiency based on preliminary experiments.

**Even-tempered Gaussian basis.** The number of basis functions in existing basis sets, such as def2-QZVPPD, may be insufficient for representing complex charge densities. At the same time, expanding the number of basis functions requires care in choosing the values of  $l$  and  $\alpha$  that improve expressivity effectively. As an example, the def2-QZVPPD basis set for hydrogen already contains basis functions with  $l = 1$  and  $\alpha = 2.292$ . Extending this basis set with basis functions with  $l = 1$  and  $\alpha = 2.0$  will not significantly improve its expressivity because the spherical pattern will be similar to existing basis functions. A general methodology for controlling the basis set size is to use an even-tempered Gaussian basis set [38]. Based on a reference atomic orbital basis set (e.g., def2-QZVPPD), the even-tempered basis set constructs a series of GTOs with a set of angular momentum quantum numbers  $l$  determined by the atomic number and exponents  $\alpha$  given by:

$$\alpha_k = \alpha \cdot \beta^k \quad \text{for } k = 0, 1, 2, \dots, N_l. \quad (3)$$

For each spherical harmonics degree  $l$ ,  $\alpha$  and  $N_l$  are chosen such that the exponents in the reference atomic orbital basis set are well-covered<sup>2</sup>.  $\beta$  controls the number of basis functions — a smaller  $\beta$  creates a more expressive basis set with denser exponents. The use of an even-tempered basis set allows us to smoothly control the number of basis functions  $N_b^i$  effectively. [Figure 2](#) (b) shows how the number of orbital basis functions for elements H, C, N, O, and F grows with a smaller  $\beta$  for the even-tempered Gaussian basis derived from the def2-QZVPPD basis set.

**Scaling factors for orbital exponents.** In existing orbital-based models [9, 10, 11, 12, 13], while the coefficients for the basis functions are predicted by the ML model, the exponents are fixed for each atom type and not trainable. However, atoms in different local atomic environments can exhibit significantly different charge density patterns around them, especially for the virtual orbitals that aim at capturing interatomic interactions. To further improve the expressivity of the basis set, we make the exponents trainable by learning a positive scaling factor  $s > 0$ , such that [Equation \(1\)](#) becomes:

$$\Phi_{\alpha,l,m,\mathbf{r}_i}(\mathbf{r}, s) = z_{\alpha,l,s} \exp(-s \cdot \alpha r^2) r^l Y_{l,m} \left( \frac{\mathbf{r} - \mathbf{r}_i}{r} \right). \quad (4)$$

where  $z_{\alpha,l,s}$  is a normalizing constant such that  $\int_{\mathbb{R}^3} \|\Phi\|_2^2 dV = 1$ . The charge density is now represented with coefficients  $c_{i,j,m}$  and scaling factors  $s_{i,j}$  as:

$$\rho(\mathbf{r}) = \sum_i^N \sum_j^{N_b^i} \sum_{m=-l_{i,j}}^{l_{i,j}} c_{i,j,m} \Phi_{\alpha_{i,j}, l_{i,j}, m, \mathbf{r}_i}(\mathbf{r}, s_{i,j}), \quad (5)$$

the introduction of the learnable scaling factors for the exponents significantly improves the expressive power of our charge density representation but is also prone to instability during training. We resolve the instability issue with a fine-tuning approach detailed in [Section 3.2](#).

### 3.2 Prediction Model

Using the atomic orbital basis set representation of charge density, the prediction model aims to predict the basis set coefficients  $c_{i,j,m}$  and the scaling factors  $s_{i,j}$  for each real and virtual node such that the predicted charge density matches the ground truth density obtained from DFT calculations. The model  $F$  takes as input the types  $\mathcal{A} = \{\mathbf{a}_i | i = 1, \dots, N\}$  and coordinates  $\mathcal{R} = \{\mathbf{r}_i | i = 1, \dots, N\}$  of all real and virtual nodes:

$$\{c_{i,j,m}, s_{i,j} | i = 1, \dots, N; j = 1, \dots, N_b^i; m = -l_{i,j}, \dots, l_{i,j}\} = F(\mathcal{A}, \mathcal{R}). \quad (6)$$

**Backbone architecture.** Our construction of the ML prediction model is motivated by the following:

<sup>2</sup>We adopt the implementation of PySCF [39] and refer interested readers to the original paper/code for more details on the construction of even-tempered Gaussian basis.

- Charge density is SE(3)-equivariant with regard to the input atom coordinates. An equivariant model that can preserve this symmetry is desired. Concretely, the basis set coefficients  $c_{i,j,m}$  are SE(3)-equivariant with regard to the input atom coordinates. The scaling factors  $s_{i,j}$  are SE(3)-invariant with regard to the input atom coordinates.
- Charge density is data-rich and very sensitive to the local atomic environment. A high-capacity and expressive model is desired.
- Efficiency is key for general applications of charge density prediction. The model should be efficient while being expressive.

Based on these criteria, we consider equivariant model architectures and the balance between capacity and efficiency. For equivariant models, an important aspect of model expressivity is the representation of node and edge features in the form of irreducible representations (irreps) of  $\text{SO}(3)^3$ : spherical harmonic coefficients. A higher degree of representation ( $L$ ) is desired for building high-capacity models. Previous works have employed the PaiNN architecture [27, 7] that is based on Cartesian features (equivalent to  $L = 1$ ) or architectures based on irreps of  $\text{SO}(3)$  and tensor products [10, 15, 12, 28] for charge density prediction. However, these models suffer from limited expressivity or scalability. Cartesian features are limited in representing angular information ( $L = 1$ ); meanwhile, the  $O(L^6)$  complexity of tensor products limits the degree of representation that can be used while remaining computationally feasible.

In this work, we adopt the equivariant spherical channel network (eSCN) architecture [17] as our model backbone. While using SE(3)-equivariant representations and processing layers, the convolution layers in eSCN reduce the  $\text{SO}(3)$  convolutions [41] or tensor products [23, 31] to convolutions in  $\text{SO}(2)$  that are mathematically equivalent. It reduces the complexity of the convolution operation from  $O(L^6)$  to  $O(L^3)$ . Further, the use of point-wise, spherical non-linearity in eSCN also distinguishes itself from e3nn-based equivariant models that only apply non-linearity to the scalar features in the irreps. In our experiments, we also find that eSCN outperforms alternative architectures, such as tensor field networks [15, 23] and MACE [42]. Using eSCN as the backbone architecture, we get the last-layer latent features  $\mathbf{x}_i$  for all real/virtual nodes:

$$\{\mathbf{x}_i | i = 1, \dots, N\} = \text{eSCN}(\mathcal{A}, \mathcal{R}). \quad (7)$$

**Prediction layers.** The features  $\mathbf{x}_i$  are encoded using multi-channel spherical harmonic coefficients (irreps). Note that the prediction target, basis set coefficients  $c_{i,j,m}$ , are also encoded as multi-channel spherical harmonic coefficients. For example, for an eSCN with  $L = 3$  and a latent dimension of 128, the last-layer latent atom features will be  $128 \times 0e + 128 \times 1o + 128 \times 2e + 128 \times 3o$ . For the (uncontracted) def2-QZVPPD basis set of hydrogen described in Table 2, its irreps are  $7 \times 0e + 4 \times 1e + 2 \times 2e + 1 \times 3e$  (even parity as charge density is reflection-invariant). The scaling factors  $s_{i,j}$  are SE(3)-invariant and can be seen as scalar features of multi-channel irreps ( $14 \times 0e$  for the def2-QZVPPD basis set of hydrogen). Therefore, we can make equivariant predictions of the basis set coefficients and invariant predictions of the scaling factors for each atom  $i$  through a fully connected tensor product layer over the atom features and additional processing:

$$\{c_{i,j,m}, \mathbf{h}_i | j = 1, \dots, N_b^i; m = -l_{i,j}, \dots, l_{i,j}\} = \text{FullyConnectedTensorProduct}(\mathbf{x}_i, \mathbf{x}_i) \quad (8)$$

$$\{s_{i,j} | j = 1, \dots, N_b^i\} = C_1 / (1 + \exp(-\text{Linear}(\mathbf{h}_i) + \ln C_2)) + C_3. \quad (9)$$

The basis set coefficients are directly obtained through the fully connected tensor product. The tensor product also produces scalar features  $\mathbf{h}_i$  ( $128 \times 0e$  for a 128-channel eSCN), which are used for predicting the scaling factors. The parameterization of Equation (9) allows the prediction to range from  $(C_3, C_1 + C_3)$ , and the scaling factors will be  $C_1 / (1 + C_2) + C_3$  when the linear network in Equation (9) is zero-initialized. By setting  $C_1 = 1.5$ ,  $C_2 = 2$ , and  $C_3 = 0.5$ , we can limit the range of the scaling factors to be  $(0.5, 2)$  (at most halve or double an exponent) and let initial scaling factors be 1 with a zero initialization of the linear layer in Equation (9).

With the predicted coefficients and scaling factors, the charge density prediction  $\hat{\rho}$  can be obtained efficiently by evaluating Equation (5) at all grid coordinates of the charge density voxel. We train the model end-to-end with a mean-absolute error loss  $\mathcal{L}$  over the charge density:

<sup>3</sup>We refer interested readers to [28] and [40] for more information on equivariant geometric neural networks.

Table 1: QM9 charge density prediction error and efficiency on the test set. Metrics for baseline models are from previous papers whenever possible and skipped (-) when unavailable. The metrics ( $\downarrow$  means lower the better,  $\uparrow$  means higher the better) of the best-performing model are **bold**. The metrics are reported with corresponding standard errors when available. For SCDP models,  $K$  is the number of interaction layers in the eSCN backbone,  $L$  is the tensor order of the feature representation in the eSCN backbone, and  $\beta$  controls the expressiveness of the even-tempered Gaussian basis set. A higher  $K$ , higher  $L$ , or lower  $\beta$  indicates a more expressive model. eSCN + VO indicates that virtual orbitals are used. NMAE stands for normalized mean absolute error. Efficiency is measured by molecule per minute (mol. per min.).

	NMAE [%] $\downarrow$	NMAE, Split 2 [%] $\downarrow$	Mol. per min. [min <sup>-1</sup> ] $\uparrow$
i-DeepDFT [7]	0.357 $\pm$ 0.001	-	-
e-DeepDFT [7]	0.284 $\pm$ 0.001	-	-
ChargE3Net [15]	0.196 $\pm$ 0.001	0.203 $\pm$ 0.003	3.95
InfGCN [12]	0.869 $\pm$ 0.002	0.93	72.00
InfGCN, GTO only [12]	-	3.72	-
GPWNO [22]	-	0.73	-
<b>SCDP models (Ours)</b>			
eSCN, $K = 4, L = 3, \beta = 2.0$	0.504 $\pm$ 0.001	0.514 $\pm$ 0.003	675.47
eSCN, $K = 8, L = 6, \beta = 2.0$	0.434 $\pm$ 0.006	0.452 $\pm$ 0.017	567.19
eSCN, $K = 8, L = 6, \beta = 1.5$	0.381 $\pm$ 0.001	0.391 $\pm$ 0.002	442.25
eSCN + VO, $K = 8, L = 6, \beta = 2.0$	0.237 $\pm$ 0.001	0.250 $\pm$ 0.002	231.21
eSCN + VO, $K = 8, L = 6, \beta = 1.5$	0.206 $\pm$ 0.001	0.220 $\pm$ 0.002	177.14
eSCN + VO, $K = 8, L = 6, \beta = 1.3$	0.196 $\pm$ 0.001	0.209 $\pm$ 0.002	136.92
<b>SCDP models fine-tuned with scaling factors (Ours)</b>			
eSCN, $K = 4, L = 3, \beta = 2.0$	0.432 $\pm$ 0.001	0.438 $\pm$ 0.003	644.00
eSCN, $K = 8, L = 6, \beta = 2.0$	0.369 $\pm$ 0.007	0.386 $\pm$ 0.018	544.56
eSCN, $K = 8, L = 6, \beta = 1.5$	0.346 $\pm$ 0.001	0.354 $\pm$ 0.002	419.57
eSCN + VO, $K = 8, L = 6, \beta = 2.0$	0.207 $\pm$ 0.001	0.220 $\pm$ 0.002	221.19
eSCN + VO, $K = 8, L = 6, \beta = 1.5$	0.187 $\pm$ 0.001	0.200 $\pm$ 0.002	164.94
eSCN + VO, $K = 8, L = 6, \beta = 1.3$	<b>0.178 <math>\pm</math> 0.001</b>	<b>0.191 <math>\pm</math> 0.002</b>	125.29

$$\mathcal{L} = \mathbb{E}_{\mathbf{r} \in \text{Data}} [|\rho(\mathbf{r}) - \hat{\rho}(\mathbf{r})|]. \quad (10)$$

**Fine-tuning for scaling factor prediction.** The scaling factors at the exponents lead to significant training instability when the network is trained from scratch. Therefore, we use a fine-tuning approach, where we first pre-train the model with fixed basis set exponents (an even-tempered Gaussian basis derived from def2-QZVPPD) and then fine-tune the prediction model with a small learning rate with the learning for scaling factors enabled. To achieve this, we zero-initialize the linear layer in Equation (9) and freeze its weights until the fine-tuning stage.

## 4 Experiments

Our experiments on the QM9 charge density benchmark aim to validate the effectiveness of our proposed recipe in both accuracy and efficiency. We refer to our method as **SCDP** models, which stands for **S**calable **C**harge **D**ensity **P**rediction models.

**Dataset and metrics.** The QM9 charge density dataset [18, 19, 7] contains charge density calculations for 133,845 small organic molecules using the Vienna Ab initio Simulation Package (VASP). We adopt the original split, where 123,835, 50, and 10,000 data points are used for training, validation, and testing, respectively. There are on average 18 atoms in each molecule and 666,462 grid points in each charge density voxel. The entire dataset takes 1.1 TB of disk space. Following previous works [7, 15], we benchmark the prediction accuracy with the normalized mean absolute error, defined as:

$$\text{NMAE}(\hat{\rho}) = \frac{\int_{\mathbb{R}^3} |\rho(\mathbf{r}) - \hat{\rho}(\mathbf{r})| dV}{\int_{\mathbb{R}^3} |\rho(\mathbf{r})| dV}, \quad (11)$$

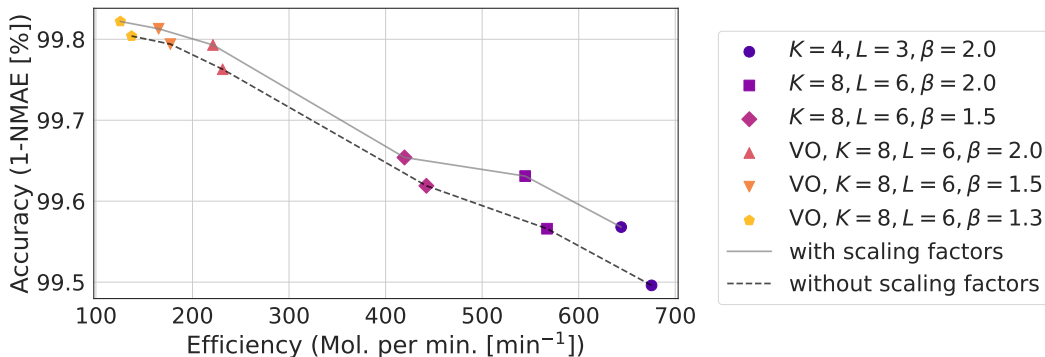


Figure 3: Efficiency–accuracy trade-off for SCDP models. The models with scaling factor fine-tuning form the Pareto front.

where the integration is approximated by summing over the full charge density voxel. We benchmark the efficiency of different methods by the number of molecules predicted per minute (Mol. per min.) on a single NVIDIA A100-80GB-PCIe GPU for the QM9 test split.

In addition to the QM9 charge density dataset, we also benchmark our method on the MD charge density dataset [43, 44, 12] and the Cubic charge density dataset [45]. We use the same data splits as previous works on these benchmarks [12, 22]. Experimental results and comparisons to baselines are included in [Appendix A](#).

**Baseline Models.** We compare SCDP to several previous works on the QM9 charge density prediction benchmark [18, 19, 7]. i-DeepDFT, e-DeepDFT [7], and ChargeE3Net [15] are probe-based methods with different backbone architectures: i-DeepDFT uses SchNet [27], e-DeepDFT uses PaiNN [27], while ChargeE3Net uses higher-order equivariant features under the tensor field network framework [23, 28]. InfGCN [12] combines GTOs and a shallow network for probe-based inference. It also has a more efficient but less accurate GTO-only variant. GPWNO [22] combines GTOs and plane-wave basis sets but still requires a large number (64,000) of probe nodes for constructing the plane wave prediction. NMAE results for i-DeepDFT, e-DeepDFT, and ChargeE3Net are from [15]. NMAE results for InfGCN and GPWNO are also from the original papers, which uses a different test split from the default QM9 test split (last 1,600 molecules from the QM9 test split). We benchmark the efficiency of baseline models on our hardware when the source code and pretrained model are publicly available (ChargeE3Net and InfGCN). We do not apply any modification to the original code but use optimized configurations for inference to better utilize our GPU: for ChargeE3Net, we process 20,000 probes in each batch instead of the default setting of 2,500 probes per batch, and for InfGCN, we process 40,000 probes in each batch with a batch size of 4.

**A significant advance in both accuracy and efficiency.** The metrics for all methods are presented in [Table 1](#). We have a series of SCDP models with different model sizes, basis set sizes, as well as options on the inclusion of virtual orbitals and scaling factors. Our best-performing model uses the virtual orbitals described in [Section 3.1](#), an eSCN of 8 layers and feature representation of order  $L = 6$ , an even-tempered Gaussian basis with  $\beta = 1.3$ , and scaling factor fine-tuning. This model achieves an NMAE of 0.178 on the QM9 charge density test set, outperforming the state-of-the-art method ChargeE3Net [15] — a probe-based method. While being more accurate, our best model also significantly outperforms ChargeE3Net by  $31.7\times$  in efficiency. Other configurations of our model with smaller model sizes, basis set sizes, and models without virtual orbitals can trade off accuracy for further gains in efficiency. The trade-off curves are visualized in [Figure 3](#). Compared to a more efficient baseline model, InfGCN, all benchmarked configurations of our method are more efficient and significantly outperform in accuracy. These results convincingly demonstrate a significant advance in the accuracy–efficiency trade-off in ML methods for charge density prediction. [Figure 5](#) in [Appendix A](#) shows the convergence of validation NMAE during pretraining and fine-tuning of SCDP models. More details on the hyperparameters for model construction and training are included in [Appendix A](#), [Table 3](#).

**Ablation Analysis.** We discuss the effectiveness of all ingredients through an ablation analysis of the performance of different SCDP models. Starting from the most lightweight model with



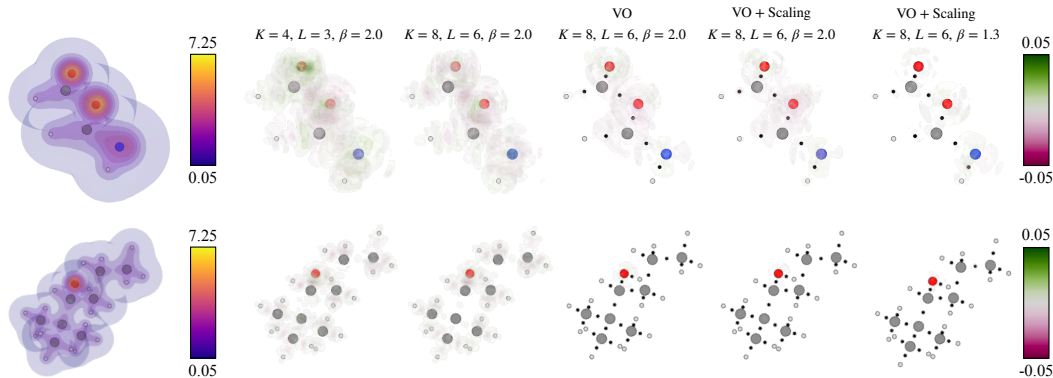


Figure 4: Visualization of the reference charge density and prediction errors for select SCDP models with two representative test molecules (top:  $C_2H_3NO_2$  and bottom:  $C_8H_{18}O$ ). The first column is the ground truth charge density with the corresponding color scale. The next five columns are prediction errors from various models which all use the same color scale in the rightmost for error magnitude. The prediction errors significantly reduce with larger model size, virtual orbitals, orbital exponent scaling, and a larger basis set. VO stands for virtual orbitals. Scaling stands for scaling factor fine-tuning. The virtual orbitals significantly reduce errors around chemical bonds. Atom color code: H (white), C (gray), N (blue), O (red), virtual nodes (small, black).

$K = 4, L = 3, \beta = 2.0$  and no virtual orbitals, we first observe that increasing the model size to  $K = 8, L = 6$  significantly improves the performance, reducing the NMAE from 0.504% to 0.434%. Next, we increase the basis set size by adjusting  $\beta$  from 2.0 to 1.5, which further reduces the NMAE to 0.381%. The introduction of the virtual orbitals renders a significant gain in accuracy by reducing the error from 0.434% to 0.237% for  $\beta = 2.0$  and from 0.381% to 0.196% for  $\beta = 1.5$ . In particular, the charge density near chemical bonds is significantly more accurate after introducing the virtual orbitals, as visualized in Figure 4. On the other hand, for models with higher capacity, the improved accuracy comes at the cost of efficiency. As shown in Table 1 and Figure 3, higher capacity consistently improves performance while sacrificing efficiency. At the same time, all SCDP models remain highly efficient compared to baseline models. When the scaling factors are introduced, accuracy further improves at a slight cost on efficiency for all models. As shown in Figure 3, models with scaling factors from the Pareto front of all SCDP models benchmarked.

## 5 Discussion

Charge density is a fundamental quantity for atomic systems and is central to DFT. ML methods for charge density prediction are promising as a means of greatly accelerating DFT by circumventing the iterative procedure used to find the ground-state charge density given a set of atomic coordinates. In this paper, we propose a recipe that combines three ingredients: (1) virtual nodes; (2) expressive basis sets; and (3) high-capacity equivariant networks that collectively outperform state-of-the-art methods in accuracy while being more than an order of magnitude faster. Nevertheless, there are still many directions for further improving the performance of our proposed model. First, the simple heuristic of assigning virtual node coordinates to bond centers may not be optimal. With recent advances in auto-regressive [46] and diffusion-based [47, 48] equivariant generative models for 3D atomic structures, learning to insert the virtual orbitals may be a promising avenue for optimizing the placement of virtual nodes, thus improving charge density prediction. Due to the “nearsighted” nature of electronic matter [49], an automated method for placing a higher density of virtual nodes near sites of chemical relevance may also be worthwhile to pursue. Second, we can use basis functions beyond Gaussian-type orbitals (e.g., Slater-type orbitals [50, 51] or non-decay radial basis functions [52]) that may require fewer functions to achieve the same level of accuracy.

There are several limitations of the current paper that we aim to address in future work: (1) Despite substantial improvements in efficiency, the computational cost for training the current model is still significant: our best-performing model was pretrained for six days and fine-tuned for six days over four NVIDIA A100 GPUs for the QM9 charge density prediction task. The scaling factor fine-tuning

stage requires a small learning rate, which prolongs training. The prediction model can benefit from resolving the training instability issues with the scaling factors as well as further improvement on the model architecture [53]. (2) While our approach achieves state-of-the-art performance on the QM9 charge density prediction benchmark, its effectiveness in crystalline materials [21, 8] has major room for improvement. The GTOs and the equivariant network can be applied to materials without modification. The bond-midpoint-based virtual node assignment for molecules can be generalized to crystals through a crystal graph construction algorithm, such as CrystalNN [54]. Alternatively, virtual nodes can be iteratively added to occupy void space inside the unit cell of the material using an algorithm based on the Voronoi diagram [55]. The virtual nodes are expected to play an even more important role in prediction accuracy — this is because the diverse atomic species in materials and their complex interactions induce even more complex charge density patterns. (3) To better validate the practical utility of the predicted charge density, evaluation on the reduction of self-consistent field calculations, or on recovering physical observables, such as energy and forces [7, 56, 15], will be highly valuable.

## Acknowledgments and Disclosure of Funding

We thank Teddy Koker, Chaoran Cheng, and Aria Mansouri Tehrani for their helpful discussions and insights. This work was supported by the GIST-MIT Research Collaboration grant funded by GIST and the Machine Learning for Pharmaceutical Discovery and Synthesis (MLPDS) consortium. A.S.R. acknowledges support via a Miller Research Fellowship from the Miller Institute for Basic Research in Science, University of California, Berkeley.

## References

- [1] Anubhav Jain, Yongwoo Shin, and Kristin A Persson. Computational predictions of energy materials using density functional theory. *Nature Reviews Materials*, 1(1):1–13, 2016.
- [2] Walter Kohn and Lu Jeu Sham. Self-consistent equations including exchange and correlation effects. *Physical review*, 140(4A):A1133, 1965.
- [3] Célia Fonseca Guerra, Jan-Willem Handgraaf, Evert Jan Baerends, and F Matthias Bickelhaupt. Voronoi deformation density (VDD) charges: Assessment of the Mulliken, Bader, Hirshfeld, Weinhold, and VDD methods for charge analysis. *Journal of computational chemistry*, 25(2):189–210, 2004.
- [4] Nidia Gabaldon Limas and Thomas A Manz. Introducing DDEC6 atomic population analysis: part 4. efficient parallel computation of net atomic charges, atomic spin moments, bond orders, and more. *RSC advances*, 8(5):2678–2707, 2018.
- [5] Jimmy-Xuan Shen, Haoming Howard Li, Ann Rutt, Matthew K Horton, and Kristin A Persson. Topological graph-based analysis of solid-state ion migration. *npj Computational Materials*, 9(1):99, 2023.
- [6] Zhikun Yao, Yanzhen Zhao, Wenjun Zhang, and Lee Alan Burton. Assessing the design rules of electrides. *Journal of Materials Chemistry C*, 2024.
- [7] Peter Bjørn Jørgensen and Arghya Bhowmik. Equivariant graph neural networks for fast electron density estimation of molecules, liquids, and solids. *npj Computational Materials*, 8(1):183, 2022.
- [8] Jimmy-Xuan Shen, Jason M Munro, Matthew K Horton, Patrick Huck, Shyam Dwaraknath, and Kristin A Persson. A representation-independent electronic charge density database for crystalline materials. *Scientific data*, 9(1):661, 2022.
- [9] Alberto Fabrizio, Andrea Grisafi, Benjamin Meyer, Michele Ceriotti, and Clemence Corminboeuf. Electron density learning of non-covalent systems. *Chemical science*, 10(41):9424–9432, 2019.

- [10] Zhuoran Qiao, Anders S Christensen, Matthew Welborn, Frederick R Manby, Anima Anandkumar, and Thomas F Miller III. Informing geometric deep learning with electronic interactions to accelerate quantum chemistry. *Proceedings of the National Academy of Sciences*, 119(31):e2205221119, 2022.
- [11] Joshua A Rackers, Lucas Tecot, Mario Geiger, and Tess E Smidt. A recipe for cracking the quantum scaling limit with machine learned electron densities. *Machine Learning: Science and Technology*, 4(1):015027, 2023.
- [12] Chaoran Cheng and Jian Peng. Equivariant neural operator learning with graphon convolution. In *Thirty-seventh Conference on Neural Information Processing Systems*, 2023.
- [13] Beatriz G del Rio, Brandon Phan, and Rampi Ramprasad. A deep learning framework to emulate density functional theory. *npj Computational Materials*, 9(1):158, 2023.
- [14] Sheng Gong, Tian Xie, Taishan Zhu, Shuo Wang, Eric R Fadel, Yawei Li, and Jeffrey C Grossman. Predicting charge density distribution of materials using a local-environment-based graph convolutional network. *Physical Review B*, 100(18):184103, 2019.
- [15] Teddy Koker, Keegan Quigley, Eric Taw, Kevin Tibbetts, and Lin Li. Higher-order equivariant neural networks for charge density prediction in materials. *arXiv preprint arXiv:2312.05388*, 2023.
- [16] Phillip Pope and David Jacobs. Towards combinatorial generalization for catalysts: A kohnsham charge-density approach. *Advances in Neural Information Processing Systems*, 36, 2023.
- [17] Saro Passaro and C Lawrence Zitnick. Reducing SO(3) convolutions to SO(2) for efficient equivariant GNNs. In *International Conference on Machine Learning*, pages 27420–27438. PMLR, 2023.
- [18] Lars Ruddigkeit, Ruud Van Deursen, Lorenz C Blum, and Jean-Louis Reymond. Enumeration of 166 billion organic small molecules in the chemical universe database GDB-17. *Journal of chemical information and modeling*, 52(11):2864–2875, 2012.
- [19] Raghunathan Ramakrishnan, Pavlo O Dral, Matthias Rupp, and O Anatole Von Lilienfeld. Quantum chemistry structures and properties of 134 kilo molecules. *Scientific data*, 1(1):1–7, 2014.
- [20] Bruno Focassio, Michelangelo Domina, Urvesh Patil, Adalberto Fazzio, and Stefano Sanvito. Linear jacobi-legendre expansion of the charge density for machine learning-accelerated electronic structure calculations. *npj Computational Materials*, 9(1):87, 2023.
- [21] Anubhav Jain, Shyue Ping Ong, Geoffroy Hautier, Wei Chen, William Davidson Richards, Stephen Dacek, Shreyas Cholia, Dan Gunter, David Skinner, Gerbrand Ceder, and Kristin A Persson. Commentary: The Materials Project: A materials genome approach to accelerating materials innovation. *APL materials*, 1(1), 2013.
- [22] Seongsu Kim and Sungsoo Ahn. Gaussian plane-wave neural operator for electron density estimation. *arXiv preprint arXiv:2402.04278*, 2024.
- [23] Nathaniel Thomas, Tess Smidt, Steven Kearnes, Lusann Yang, Li Li, Kai Kohlhoff, and Patrick Riley. Tensor field networks: Rotation-and translation-equivariant neural networks for 3D point clouds. *arXiv preprint arXiv:1802.08219*, 2018.
- [24] Brandon Anderson, Truong Son Hy, and Risi Kondor. Cormorant: Covariant molecular neural networks. *Advances in neural information processing systems*, 32, 2019.
- [25] Maurice Weiler, Mario Geiger, Max Welling, Wouter Boomsma, and Taco S Cohen. 3D steerable CNNs: Learning rotationally equivariant features in volumetric data. *Advances in Neural Information Processing Systems*, 31, 2018.
- [26] Johannes Gasteiger, Florian Becker, and Stephan Günnemann. Gemnet: Universal directional graph neural networks for molecules. *Advances in Neural Information Processing Systems*, 34:6790–6802, 2021.

- [27] Kristof Schütt, Oliver Unke, and Michael Gastegger. Equivariant message passing for the prediction of tensorial properties and molecular spectra. In *International Conference on Machine Learning*, pages 9377–9388. PMLR, 2021.
- [28] Mario Geiger and Tess Smidt. e3nn: Euclidean neural networks. *arXiv preprint arXiv:2207.09453*, 2022.
- [29] Yi-Lun Liao and Tess Smidt. Equiformer: Equivariant graph attention transformer for 3D atomistic graphs. *arXiv preprint arXiv:2206.11990*, 2022.
- [30] Oliver T Unke, Stefan Chmiela, Huziel E Sauceda, Michael Gastegger, Igor Poltavsky, Kristof T Schütt, Alexandre Tkatchenko, and Klaus-Robert Müller. Machine learning force fields. *Chemical Reviews*, 121(16):10142–10186, 2021.
- [31] Simon Batzner, Albert Musaelian, Lixin Sun, Mario Geiger, Jonathan P Mailoa, Mordechai Kornbluth, Nicola Molinari, Tess E Smidt, and Boris Kozinsky. E(3)-equivariant graph neural networks for data-efficient and accurate interatomic potentials. *Nature communications*, 13(1):2453, 2022.
- [32] Xiang Fu, Zhenghao Wu, Wujie Wang, Tian Xie, Sinan Keten, Rafael Gomez-Bombarelli, and Tommi S. Jaakkola. Forces are not enough: Benchmark and critical evaluation for machine learning force fields with molecular simulations. *Transactions on Machine Learning Research*, 2023. Survey Certification.
- [33] Vaibhav Bihani, Sajid Mannan, Utkarsh Pratiush, Tao Du, Zhimin Chen, Santiago Miret, Matthieu Micoulaut, Morten M Smedskjaer, Sayan Ranu, and NM Anoop Krishnan. EGraFF-Bench: evaluation of equivariant graph neural network force fields for atomistic simulations. *Digital Discovery*, 3(4):759–768, 2024.
- [34] Karin Eichkorn, Oliver Treutler, Holger Öhm, Marco Häser, and Reinhart Ahlrichs. Auxiliary basis sets to approximate coulomb potentials. *Chemical physics letters*, 240(4):283–290, 1995.
- [35] Florian Weigend and Reinhart Ahlrichs. Balanced basis sets of split valence, triple zeta valence and quadruple zeta valence quality for H to Rn: Design and assessment of accuracy. *Phys. Chem. Chem. Phys.*, 7:3297, 2005.
- [36] Karen L Schuchardt, Brett T Didier, Todd Elsethagen, Lisong Sun, Vidhya Gurumoorthi, Jared Chase, Jun Li, and Theresa L Windus. Basis set exchange: a community database for computational sciences. *Journal of chemical information and modeling*, 47(3):1045–1052, 2007.
- [37] Benjamin P Pritchard, Doaa Altarawy, Brett Didier, Tara D Gibson, and Theresa L Windus. New basis set exchange: An open, up-to-date resource for the molecular sciences community. *Journal of chemical information and modeling*, 59(11):4814–4820, 2019.
- [38] Richard D Bardo and Klaus Ruedenberg. Even-tempered atomic orbitals. vi. optimal orbital exponents and optimal contractions of gaussian primitives for hydrogen, carbon, and oxygen in molecules. *The Journal of Chemical Physics*, 60(3):918–931, 1974.
- [39] Qiming Sun, Xing Zhang, Samragni Banerjee, Peng Bao, Marc Barbry, Nick S Blunt, Nikolay A Bogdanov, George H Booth, Jia Chen, Zhi-Hao Cui, et al. Recent developments in the PySCF program package. *The Journal of chemical physics*, 153(2), 2020.
- [40] Alexandre Duval, Simon V Mathis, Chaitanya K Joshi, Victor Schmidt, Santiago Miret, Fragkiskos D Malliaros, Taco Cohen, Pietro Liò, Yoshua Bengio, and Michael Bronstein. A hitchhiker’s guide to geometric GNNs for 3D atomic systems. *arXiv preprint arXiv:2312.07511*, 2023.
- [41] Larry Zitnick, Abhishek Das, Adeesh Kolluru, Janice Lan, Muhammed Shuaibi, Anuroop Sriram, Zachary Ulissi, and Brandon Wood. Spherical channels for modeling atomic interactions. *Advances in Neural Information Processing Systems*, 35:8054–8067, 2022.

- [42] Ilyes Batatia, David P Kovacs, Gregor Simm, Christoph Ortner, and Gábor Csányi. Mace: Higher order equivariant message passing neural networks for fast and accurate force fields. *Advances in Neural Information Processing Systems*, 35:11423–11436, 2022.
- [43] Felix Brockherde, Leslie Vogt, Li Li, Mark E Tuckerman, Kieron Burke, and Klaus-Robert Müller. Bypassing the kohn-sham equations with machine learning. *Nature communications*, 8(1):872, 2017.
- [44] Mihail Bogojeski, Leslie Vogt-Maranto, Mark E Tuckerman, Klaus-Robert Müller, and Kieron Burke. Quantum chemical accuracy from density functional approximations via machine learning. *Nature communications*, 11(1):5223, 2020.
- [45] Fancy Qian Wang, Kamal Choudhary, Yu Liu, Jianjun Hu, and Ming Hu. Large scale dataset of real space electronic charge density of cubic inorganic materials from density functional theory (dft) calculations. *Scientific Data*, 9(1):59, 2022.
- [46] Ameya Daigavane, Song Kim, Mario Geiger, and Tess Smidt. Symphony: Symmetry-equivariant point-centered spherical harmonics for molecule generation. *arXiv preprint arXiv:2311.16199*, 2023.
- [47] Emiel Hoogeboom, Victor Garcia Satorras, Clément Vignac, and Max Welling. Equivariant diffusion for molecule generation in 3D. In *International conference on machine learning*, pages 8867–8887. PMLR, 2022.
- [48] Minkai Xu, Lantao Yu, Yang Song, Chence Shi, Stefano Ermon, and Jian Tang. Geodiff: A geometric diffusion model for molecular conformation generation. *arXiv preprint arXiv:2203.02923*, 2022.
- [49] Emil Prodan and Walter Kohn. Nearsightedness of electronic matter. *Proceedings of the National Academy of Sciences*, 102(33):11635–11638, 2005.
- [50] John C Slater. Atomic shielding constants. *Physical review*, 36(1):57, 1930.
- [51] Delano P Chong, Erik Van Lenthe, Stan Van Gisbergen, and Evert Jan Baerends. Even-tempered slater-type orbitals revisited: From hydrogen to krypton. *Journal of computational chemistry*, 25(8):1030–1036, 2004.
- [52] Bowen Jing, Tommi S. Jaakkola, and Bonnie Berger. Equivariant scalar fields for molecular docking with fast fourier transforms. In *The Twelfth International Conference on Learning Representations*, 2024.
- [53] Yi-Lun Liao, Brandon Wood, Abhishek Das, and Tess Smidt. EquiformerV2: Improved equivariant transformer for scaling to higher-degree representations. *arXiv preprint arXiv:2306.12059*, 2023.
- [54] Nils ER Zimmermann and Anubhav Jain. Local structure order parameters and site fingerprints for quantification of coordination environment and crystal structure similarity. *RSC advances*, 10(10):6063–6081, 2020.
- [55] Marc Alexa, Johannes Behr, Daniel Cohen-Or, Shachar Fleishman, David Levin, and Claudio T. Silva. Computing and rendering point set surfaces. *IEEE Transactions on visualization and computer graphics*, 9(1):3–15, 2003.
- [56] Ethan M Sunshine, Muhammed Shuaibi, Zachary W Ulissi, and John R Kitchin. Chemical properties from graph neural network-predicted electron densities. *The Journal of Physical Chemistry C*, 127(48):23459–23466, 2023.
- [57] Diederik P Kingma and Jimmy Ba. Adam: A method for stochastic optimization. *arXiv preprint arXiv:1412.6980*, 2014.
- [58] Florian Weigend. Hartree–fock exchange fitting basis sets for h to rn. *Journal of computational chemistry*, 29(2):167–175, 2008.

- [59] Adam Paszke, Sam Gross, Francisco Massa, Adam Lerer, James Bradbury, Gregory Chanan, Trevor Killeen, Zeming Lin, Natalia Gimelshein, Luca Antiga, et al. Pytorch: An imperative style, high-performance deep learning library. *Advances in neural information processing systems*, 32, 2019.
- [60] John Nickolls, Ian Buck, Michael Garland, and Kevin Skadron. Scalable parallel programming with CUDA: Is CUDA the parallel programming model that application developers have been waiting for? *Queue*, 6(2):40–53, 2008.
- [61] Lowik Chanussot, Abhishek Das, Siddharth Goyal, Thibaut Lavril, Muhammed Shuaibi, Morgane Riviere, Kevin Tran, Javier Heras-Domingo, Caleb Ho, Weihua Hu, et al. Open catalyst 2020 (oc20) dataset and community challenges. *Acs Catalysis*, 11(10):6059–6072, 2021.
- [62] Charles R. Harris, K. Jarrod Millman, Stéfan J. van der Walt, Ralf Gommers, Pauli Virtanen, David Cournapeau, Eric Wieser, Julian Taylor, Sebastian Berg, Nathaniel J. Smith, Robert Kern, Matti Picus, Stephan Hoyer, Marten H. van Kerkwijk, Matthew Brett, Allan Haldane, Jaime Fernández del Río, Mark Wiebe, Pearu Peterson, Pierre Gérard-Marchant, Kevin Sheppard, Tyler Reddy, Warren Weckesser, Hameer Abbasi, Christoph Gohlke, and Travis E. Oliphant. Array programming with NumPy. *Nature*, 585(7825):357–362, September 2020.
- [63] Ask Hjorth Larsen, Jens Jørgen Mortensen, Jakob Blomqvist, Ivano E Castelli, Rune Christensen, Marcin Dułak, Jesper Friis, Michael N Groves, Bjørk Hammer, Cory Hargus, et al. The atomic simulation environment—a Python library for working with atoms. *Journal of Physics: Condensed Matter*, 29(27):273002, 2017.
- [64] Shyue Ping Ong, William Davidson Richards, Anubhav Jain, Geoffroy Hautier, Michael Kocher, Shreyas Cholia, Dan Gunter, Vincent L Chevrier, Kristin A Persson, and Gerbrand Ceder. Python materials genomics (pymatgen): A robust, open-source python library for materials analysis. *Computational Materials Science*, 68:314–319, 2013.
- [65] Lukas Biewald. Experiment tracking with weights and biases, 2020. Software available from wandb.com.
- [66] J. D. Hunter. Matplotlib: A 2D graphics environment. *Computing in Science & Engineering*, 9(3):90–95, 2007.
- [67] Plotly Technologies Inc. Collaborative data science, 2015.

## A Appendix

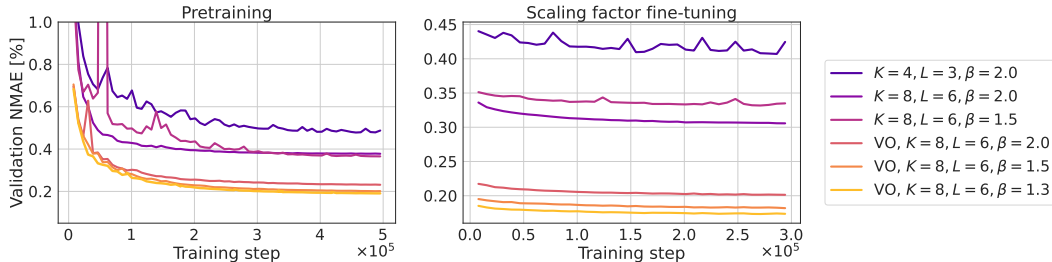


Figure 5: Convergence of validation NMAE during pretraining and finetuning.

Table 2: The (uncontracted) def2-QZVPPD basis set for H.

$l$	$\alpha$
0	190.6916900
0	28.6055320
0	6.5095943
0	1.8412455
0	0.59853725
0	0.21397624
0	0.080316286
1	2.29200000
1	0.83800000
1	0.29200000
1	0.084063199228
2	2.06200000
2	0.66200000
3	1.39700000

---

### Algorithm 1 Pseudo code for the charge density prediction procedure

---

- 1: **Input:** Atomic numbers  $\mathbf{A} : (N, 1)$ , atom positions  $\mathbf{R} : (N, 3)$ , grid positions  $\mathbf{R}_c : (M, 3)$
  - 2: **Output:** charge density at the grid positions  $\mathbf{C} : (M, 1)$
  - 3: obtain atomic irreps features:  $\mathbf{X} = \{\mathbf{x}_i | i = 1, \dots, N\} = \text{eSCN}(\mathbf{A}, \mathbf{R})$
  - 4: obtain basis set coefficients  $\{c_{i,j,m}, \mathbf{h}_i | i = 1, \dots, N, j = 1, \dots, N_b^i, m = -l_{i,j}, \dots, l_{i,j}\}$  and scaling factors  $\{s_{i,j} | i = 1, \dots, N, j = 1, \dots, N_b^i\} = C_1 / (1 + \exp(-\text{Linear}(\mathbf{h}_i) + \ln C_2)) + C_3$  following Equation (8) and (9)
  - 5: **for**  $\mathbf{r}$  in  $\mathbf{R}_c$  **do** ▷ in practice, we use batched inference
  - 6:     obtain  $\rho(\mathbf{r})$  following Equation (4) and (5)
  - 7: **end for**
  - 8: **return**  $\mathbf{C} = \{\rho(\mathbf{r}) | \mathbf{r} \in \mathbf{R}_c\}$
- 

**Experimental results on MD and Cubic.** We benchmark the proposed SCDP models on the MD [43, 44, 12] and the Cubic charge density dataset [45] in Table 4. We find the SCDP models significantly outperform baseline models. Hyperparameters used for the MD and Cubic experiments are summarized in Table 5 and Table 6. The MD models are trained on 4 GPUs, while the Cubic model is trained on 8 GPUs. For the molecules in the MD dataset, we use bond centers as coordinates for virtual nodes. For the materials in the Cubic dataset, we iteratively insert virtual nodes up to the number of atoms in the unit cell using an algorithm based on Voronoi diagrams [55].

**Software.** Basis-set-exchange-v0.9.1 [36, 37] and PySCF-v2.5.0 [39] are used to build the orbital basis sets. E3NN-v0.5.1 [28], PyTorch-v1.13.1 [59], and CUDA-v11.6 [60] are used to build the SCDP models. The eSCN [17] implementation is adopted from the Open Catalyst Project [61]. We also acknowledge Numpy [62], ASE [63], Pymatgen [64], wandb [65], Matplotlib [66], and Plotly [67].

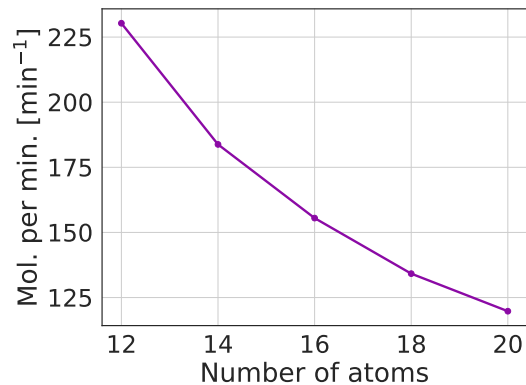


Figure 6: Efficiency as a function of molecular size for our most expressive model (eSCN + VO,  $K = 8, L = 6, \beta = 1.3$ , with scaling factors). We measure the efficiency by running inference over 500 sampled molecules from the QM9 charge density dataset for a given number of atoms.

## B Broader Impact

This paper proposes an ML method for accelerating charge density prediction, a crucial task in computational chemistry. The adoption of our method is useful for scientific discovery and can yield positive or negative repercussions, contingent on the applications. The proposed method should be used for materials and drug discovery research that benefit our society.



Table 3: Hyperparameters for SCDP models on the QM9 dataset. <sup>1</sup>The cutoff distance used for building the message passing graph. <sup>2</sup>The cutoff distance for computing the charge density using Equation (5). An orbital basis function only influences all grid coordinates within this distance.

Hyperparameter	Value
<b><i>eSCN</i></b>	
# interaction layers	[4, 8]
$L_{\max}$	[3, 6]
$m_{\max}$	2
sphere channels	128
hidden channels	256
edge channels	128
# sphere samples	128
radius cutoff <sup>1</sup>	6 Å
<b><i>Basis set</i></b>	
reference basis set	def2-QZVPPD [35]
$\beta$	[2.0, 1.5, 1.3]
orbital inference cutoff <sup>2</sup>	5 Å
<b><i>Training</i></b>	
batch size	4
# grid point samples (training, without VO)	100,000
# grid point samples (validation/testing, without VO)	200,000
# grid point samples (training, with VO)	60,000
# grid point samples (validation/testing, with VO)	120,000
precision	32
gradient clipping	0.5
# training steps (pretraining)	500,000
# training steps (fine-tuning)	300,000
optimizer	Adam [57]
Adam $\beta_1$	0.9
Adam $\beta_2$	0.999
Adam $\epsilon$	$1 \times 10^{-8}$
weight decay	0
initial learning rate (pretraining)	0.001
initial learning rate (fine-tuning)	$2 \times 10^{-5}$
learning rate scheduler	exponential (LR = initial LR $\times$ $0.96^{\text{step}/C}$ )
terminal learning rate (pretraining)	$1 \times 10^{-5}$
terminal learning rate (fine-tuning)	$2 \times 10^{-6}$
<b><i>Inference</i></b>	
batch size (without VO)	8
batch size (with VO)	4
Max # grid points in a forward pass for Equation (5)	
eSCN, $K = 4, L = 3, \beta = 2.0$	2,000,000
eSCN, $K = 8, L = 6, \beta = 2.0$	1,000,000
eSCN, $K = 8, L = 6, \beta = 1.5$	1,000,000
eSCN + VO, $K = 8, L = 6, \beta = 2.0$	600,000
eSCN + VO, $K = 8, L = 6, \beta = 1.5$	400,000
eSCN + VO, $K = 8, L = 6, \beta = 1.3$	400,000

Table 4: Benchmark results (NMAE) on the MD and Cubic datasets.

Molecule	SCDP (Ours)	GPWNO [22]	InfGCN [12]
MD-ethanol	<b>2.34 ± 0.25</b>	4.00	8.43
MD-benzene	<b>1.13 ± 0.06</b>	2.45	5.11
MD-phenol	<b>1.29 ± 0.07</b>	2.68	5.51
MD-resorcinol	<b>1.35 ± 0.08</b>	2.73	5.95
MD-ethane	<b>2.05 ± 0.12</b>	3.67	7.01
MD-malonaldehyde	<b>2.71 ± 0.60</b>	5.32	10.34
Cubic	<b>2.59 ± 0.25</b>	7.69	8.98

Table 5: Hyperparameters for SCDP models on the MD dataset. Parameters that are the same as the QM9 models are omitted in this table.

Hyperparameter	Value
<b><i>eSCN</i></b>	
# interaction layers	4
$L_{\max}$	3
$m_{\max}$	2
<b><i>Basis set</i></b>	
reference basis set	def2-QZVPPD [35]
$\beta$	1.5
orbital inference cutoff <sup>2</sup>	5 Å
<b><i>Training</i></b>	
batch size	4
# grid point samples (training, with VO)	125,000
# grid point samples (validation/testing, with VO)	125,000
# training steps (pretraining)	250,000
# training steps (fine-tuning)	50,000
<b><i>Inference</i></b>	
batch size (with VO)	4
Max # grid points in a forward pass for Equation (5)	
eSCN, $K = 4, L = 3, \beta = 1.5$	1,000,000

Table 6: Hyperparameters for SCDP models on the Cubic dataset. Parameters that are the same as the QM9 models are omitted in this table.

Hyperparameter	Value
<b><i>eSCN</i></b>	
# interaction layers	8
$L_{\max}$	4
$m_{\max}$	2
<b><i>Basis set</i></b>	
reference basis set	def2-universal-JKFIT [58]
$\beta$	1.5
orbital inference cutoff <sup>2</sup>	4 Å
<b><i>Training</i></b>	
batch size	2
# grid point samples (training, with VO)	25,000
# grid point samples (validation/testing, with VO)	35,000
# training steps (pretraining)	500,000
# training steps (fine-tuning)	0
<b><i>Inference</i></b>	
batch size (with VO)	2
Max # grid points in a forward pass for Equation (5)	
eSCN, $K = 8, L = 4, \beta = 1.5$	100,000

Table 7: Hyperparameters for baseline model architectures ( $\beta = 2.0$ , all other hyperparameters are kept the same as in Table 3).

Hyperparameter	Value
<b><i>Charge3Net backbone</i></b>	
# interaction layers	4
$L_{\max}$	3
Feature irreps	167x0o + 167x0e + 56x1o + 56x1e + 33x2o + 33x2e
<b><i>MACE backbone</i></b>	
# interaction layers	4
$L_{\max}$	3
Hidden irreps	64x0e + 64x1o + 64x2e
MLP irreps	128x0e
<b><i>Common</i></b>	
Max # grid points in a forward pass	2,000,000
Initial learning rate	$1 \times 10^{-2}$
Terminal learning rate	$1 \times 10^{-4}$

## NeurIPS Paper Checklist

The checklist is designed to encourage best practices for responsible machine learning research, addressing issues of reproducibility, transparency, research ethics, and societal impact. Do not remove the checklist: **The papers not including the checklist will be desk rejected.** The checklist should follow the references and precede the (optional) supplemental material. The checklist does NOT count towards the page limit.

Please read the checklist guidelines carefully for information on how to answer these questions. For each question in the checklist:

- You should answer [\[Yes\]](#) , [\[No\]](#) , or [\[NA\]](#) .
- [\[NA\]](#) means either that the question is Not Applicable for that particular paper or the relevant information is Not Available.
- Please provide a short (1–2 sentence) justification right after your answer (even for NA).

**The checklist answers are an integral part of your paper submission.** They are visible to the reviewers, area chairs, senior area chairs, and ethics reviewers. You will be asked to also include it (after eventual revisions) with the final version of your paper, and its final version will be published with the paper.

The reviewers of your paper will be asked to use the checklist as one of the factors in their evaluation. While "[\[Yes\]](#)" is generally preferable to "[\[No\]](#)", it is perfectly acceptable to answer "[\[No\]](#)" provided a proper justification is given (e.g., "error bars are not reported because it would be too computationally expensive" or "we were unable to find the license for the dataset we used"). In general, answering "[\[No\]](#)" or "[\[NA\]](#)" is not grounds for rejection. While the questions are phrased in a binary way, we acknowledge that the true answer is often more nuanced, so please just use your best judgment and write a justification to elaborate. All supporting evidence can appear either in the main paper or the supplemental material, provided in appendix. If you answer [\[Yes\]](#) to a question, in the justification please point to the section(s) where related material for the question can be found.

IMPORTANT, please:

- **Delete this instruction block, but keep the section heading "NeurIPS paper checklist",**
- **Keep the checklist subsection headings, questions/answers and guidelines below.**
- **Do not modify the questions and only use the provided macros for your answers.**

### 1. Claims

Question: Do the main claims made in the abstract and introduction accurately reflect the paper's contributions and scope?

Answer: [\[Yes\]](#)

Justification: [Section 3](#), [Section 4](#)

Guidelines:

- The answer NA means that the abstract and introduction do not include the claims made in the paper.
- The abstract and/or introduction should clearly state the claims made, including the contributions made in the paper and important assumptions and limitations. A No or NA answer to this question will not be perceived well by the reviewers.
- The claims made should match theoretical and experimental results, and reflect how much the results can be expected to generalize to other settings.
- It is fine to include aspirational goals as motivation as long as it is clear that these goals are not attained by the paper.

### 2. Limitations

Question: Does the paper discuss the limitations of the work performed by the authors?

Answer: [\[Yes\]](#)

Justification: [Section 5](#)

Guidelines:

- The answer NA means that the paper has no limitation while the answer No means that the paper has limitations, but those are not discussed in the paper.
- The authors are encouraged to create a separate "Limitations" section in their paper.
- The paper should point out any strong assumptions and how robust the results are to violations of these assumptions (e.g., independence assumptions, noiseless settings, model well-specification, asymptotic approximations only holding locally). The authors should reflect on how these assumptions might be violated in practice and what the implications would be.
- The authors should reflect on the scope of the claims made, e.g., if the approach was only tested on a few datasets or with a few runs. In general, empirical results often depend on implicit assumptions, which should be articulated.
- The authors should reflect on the factors that influence the performance of the approach. For example, a facial recognition algorithm may perform poorly when image resolution is low or images are taken in low lighting. Or a speech-to-text system might not be used reliably to provide closed captions for online lectures because it fails to handle technical jargon.
- The authors should discuss the computational efficiency of the proposed algorithms and how they scale with dataset size.
- If applicable, the authors should discuss possible limitations of their approach to address problems of privacy and fairness.
- While the authors might fear that complete honesty about limitations might be used by reviewers as grounds for rejection, a worse outcome might be that reviewers discover limitations that aren't acknowledged in the paper. The authors should use their best judgment and recognize that individual actions in favor of transparency play an important role in developing norms that preserve the integrity of the community. Reviewers will be specifically instructed to not penalize honesty concerning limitations.

### 3. Theory Assumptions and Proofs

Question: For each theoretical result, does the paper provide the full set of assumptions and a complete (and correct) proof?

Answer: [NA]

Justification: This paper does not present theoretical results.

Guidelines:

- The answer NA means that the paper does not include theoretical results.
- All the theorems, formulas, and proofs in the paper should be numbered and cross-referenced.
- All assumptions should be clearly stated or referenced in the statement of any theorems.
- The proofs can either appear in the main paper or the supplemental material, but if they appear in the supplemental material, the authors are encouraged to provide a short proof sketch to provide intuition.
- Inversely, any informal proof provided in the core of the paper should be complemented by formal proofs provided in appendix or supplemental material.
- Theorems and Lemmas that the proof relies upon should be properly referenced.

### 4. Experimental Result Reproducibility

Question: Does the paper fully disclose all the information needed to reproduce the main experimental results of the paper to the extent that it affects the main claims and/or conclusions of the paper (regardless of whether the code and data are provided or not)?

Answer: [Yes]

Justification: Section 3, Section 4, Appendix A. Code is available at <https://github.com/kyonofx/scdp>.

Guidelines:

- The answer NA means that the paper does not include experiments.

- If the paper includes experiments, a No answer to this question will not be perceived well by the reviewers: Making the paper reproducible is important, regardless of whether the code and data are provided or not.
- If the contribution is a dataset and/or model, the authors should describe the steps taken to make their results reproducible or verifiable.
- Depending on the contribution, reproducibility can be accomplished in various ways. For example, if the contribution is a novel architecture, describing the architecture fully might suffice, or if the contribution is a specific model and empirical evaluation, it may be necessary to either make it possible for others to replicate the model with the same dataset, or provide access to the model. In general, releasing code and data is often one good way to accomplish this, but reproducibility can also be provided via detailed instructions for how to replicate the results, access to a hosted model (e.g., in the case of a large language model), releasing of a model checkpoint, or other means that are appropriate to the research performed.
- While NeurIPS does not require releasing code, the conference does require all submissions to provide some reasonable avenue for reproducibility, which may depend on the nature of the contribution. For example
  - (a) If the contribution is primarily a new algorithm, the paper should make it clear how to reproduce that algorithm.
  - (b) If the contribution is primarily a new model architecture, the paper should describe the architecture clearly and fully.
  - (c) If the contribution is a new model (e.g., a large language model), then there should either be a way to access this model for reproducing the results or a way to reproduce the model (e.g., with an open-source dataset or instructions for how to construct the dataset).
  - (d) We recognize that reproducibility may be tricky in some cases, in which case authors are welcome to describe the particular way they provide for reproducibility. In the case of closed-source models, it may be that access to the model is limited in some way (e.g., to registered users), but it should be possible for other researchers to have some path to reproducing or verifying the results.

## 5. Open access to data and code

Question: Does the paper provide open access to the data and code, with sufficient instructions to faithfully reproduce the main experimental results, as described in supplemental material?

Answer: [Yes]

Justification: The data used in this paper is publicly available [7]. Code is available at <https://github.com/kyonofx/scdp>.

Guidelines:

- The answer NA means that paper does not include experiments requiring code.
- Please see the NeurIPS code and data submission guidelines (<https://nips.cc/public/guides/CodeSubmissionPolicy>) for more details.
- While we encourage the release of code and data, we understand that this might not be possible, so “No” is an acceptable answer. Papers cannot be rejected simply for not including code, unless this is central to the contribution (e.g., for a new open-source benchmark).
- The instructions should contain the exact command and environment needed to run to reproduce the results. See the NeurIPS code and data submission guidelines (<https://nips.cc/public/guides/CodeSubmissionPolicy>) for more details.
- The authors should provide instructions on data access and preparation, including how to access the raw data, preprocessed data, intermediate data, and generated data, etc.
- The authors should provide scripts to reproduce all experimental results for the new proposed method and baselines. If only a subset of experiments are reproducible, they should state which ones are omitted from the script and why.
- At submission time, to preserve anonymity, the authors should release anonymized versions (if applicable).

- Providing as much information as possible in supplemental material (appended to the paper) is recommended, but including URLs to data and code is permitted.

## 6. Experimental Setting/Details

Question: Does the paper specify all the training and test details (e.g., data splits, hyper-parameters, how they were chosen, type of optimizer, etc.) necessary to understand the results?

Answer: [\[Yes\]](#)

Justification: [Section 3](#), [Section 4](#), [Appendix A](#)

Guidelines:

- The answer NA means that the paper does not include experiments.
- The experimental setting should be presented in the core of the paper to a level of detail that is necessary to appreciate the results and make sense of them.
- The full details can be provided either with the code, in appendix, or as supplemental material.

## 7. Experiment Statistical Significance

Question: Does the paper report error bars suitably and correctly defined or other appropriate information about the statistical significance of the experiments?

Answer: [\[Yes\]](#)

Justification: [Section 4](#)

Guidelines:

- The answer NA means that the paper does not include experiments.
- The authors should answer "Yes" if the results are accompanied by error bars, confidence intervals, or statistical significance tests, at least for the experiments that support the main claims of the paper.
- The factors of variability that the error bars are capturing should be clearly stated (for example, train/test split, initialization, random drawing of some parameter, or overall run with given experimental conditions).
- The method for calculating the error bars should be explained (closed form formula, call to a library function, bootstrap, etc.)
- The assumptions made should be given (e.g., Normally distributed errors).
- It should be clear whether the error bar is the standard deviation or the standard error of the mean.
- It is OK to report 1-sigma error bars, but one should state it. The authors should preferably report a 2-sigma error bar than state that they have a 96% CI, if the hypothesis of Normality of errors is not verified.
- For asymmetric distributions, the authors should be careful not to show in tables or figures symmetric error bars that would yield results that are out of range (e.g. negative error rates).
- If error bars are reported in tables or plots, The authors should explain in the text how they were calculated and reference the corresponding figures or tables in the text.

## 8. Experiments Compute Resources

Question: For each experiment, does the paper provide sufficient information on the computer resources (type of compute workers, memory, time of execution) needed to reproduce the experiments?

Answer: [\[Yes\]](#)

Justification: [Section 4](#), [Section 5](#), [Appendix A](#)

Guidelines:

- The answer NA means that the paper does not include experiments.
- The paper should indicate the type of compute workers CPU or GPU, internal cluster, or cloud provider, including relevant memory and storage.

- The paper should provide the amount of compute required for each of the individual experimental runs as well as estimate the total compute.
- The paper should disclose whether the full research project required more compute than the experiments reported in the paper (e.g., preliminary or failed experiments that didn't make it into the paper).

#### 9. Code Of Ethics

Question: Does the research conducted in the paper conform, in every respect, with the NeurIPS Code of Ethics <https://neurips.cc/public/EthicsGuidelines?>

Answer: [Yes]

Justification: The authors believe this paper conforms, in every respect, with the NeurIPS Code of Ethics.

Guidelines:

- The answer NA means that the authors have not reviewed the NeurIPS Code of Ethics.
- If the authors answer No, they should explain the special circumstances that require a deviation from the Code of Ethics.
- The authors should make sure to preserve anonymity (e.g., if there is a special consideration due to laws or regulations in their jurisdiction).

#### 10. Broader Impacts

Question: Does the paper discuss both potential positive societal impacts and negative societal impacts of the work performed?

Answer: [Yes]

Justification: [Appendix B](#)

Guidelines:

- The answer NA means that there is no societal impact of the work performed.
- If the authors answer NA or No, they should explain why their work has no societal impact or why the paper does not address societal impact.
- Examples of negative societal impacts include potential malicious or unintended uses (e.g., disinformation, generating fake profiles, surveillance), fairness considerations (e.g., deployment of technologies that could make decisions that unfairly impact specific groups), privacy considerations, and security considerations.
- The conference expects that many papers will be foundational research and not tied to particular applications, let alone deployments. However, if there is a direct path to any negative applications, the authors should point it out. For example, it is legitimate to point out that an improvement in the quality of generative models could be used to generate deepfakes for disinformation. On the other hand, it is not needed to point out that a generic algorithm for optimizing neural networks could enable people to train models that generate Deepfakes faster.
- The authors should consider possible harms that could arise when the technology is being used as intended and functioning correctly, harms that could arise when the technology is being used as intended but gives incorrect results, and harms following from (intentional or unintentional) misuse of the technology.
- If there are negative societal impacts, the authors could also discuss possible mitigation strategies (e.g., gated release of models, providing defenses in addition to attacks, mechanisms for monitoring misuse, mechanisms to monitor how a system learns from feedback over time, improving the efficiency and accessibility of ML).

#### 11. Safeguards

Question: Does the paper describe safeguards that have been put in place for responsible release of data or models that have a high risk for misuse (e.g., pretrained language models, image generators, or scraped datasets)?

Answer: [NA]

Justification: The authors believe the data and models presented in this work do not have a high risk for misuse.



Guidelines:

- The answer NA means that the paper poses no such risks.
- Released models that have a high risk for misuse or dual-use should be released with necessary safeguards to allow for controlled use of the model, for example by requiring that users adhere to usage guidelines or restrictions to access the model or implementing safety filters.
- Datasets that have been scraped from the Internet could pose safety risks. The authors should describe how they avoided releasing unsafe images.
- We recognize that providing effective safeguards is challenging, and many papers do not require this, but we encourage authors to take this into account and make a best faith effort.

## 12. Licenses for existing assets

Question: Are the creators or original owners of assets (e.g., code, data, models), used in the paper, properly credited and are the license and terms of use explicitly mentioned and properly respected?

Answer: [Yes]

Justification: [Appendix A](#)

Guidelines:

- The answer NA means that the paper does not use existing assets.
- The authors should cite the original paper that produced the code package or dataset.
- The authors should state which version of the asset is used and, if possible, include a URL.
- The name of the license (e.g., CC-BY 4.0) should be included for each asset.
- For scraped data from a particular source (e.g., website), the copyright and terms of service of that source should be provided.
- If assets are released, the license, copyright information, and terms of use in the package should be provided. For popular datasets, [paperswithcode.com/datasets](https://paperswithcode.com/datasets) has curated licenses for some datasets. Their licensing guide can help determine the license of a dataset.
- For existing datasets that are re-packaged, both the original license and the license of the derived asset (if it has changed) should be provided.
- If this information is not available online, the authors are encouraged to reach out to the asset's creators.

## 13. New Assets

Question: Are new assets introduced in the paper well documented and is the documentation provided alongside the assets?

Answer: [Yes]

Justification: Code is available at <https://github.com/kyonofx/scdp> under an MIT license.

Guidelines:

- The answer NA means that the paper does not release new assets.
- Researchers should communicate the details of the dataset/code/model as part of their submissions via structured templates. This includes details about training, license, limitations, etc.
- The paper should discuss whether and how consent was obtained from people whose asset is used.
- At submission time, remember to anonymize your assets (if applicable). You can either create an anonymized URL or include an anonymized zip file.

## 14. Crowdsourcing and Research with Human Subjects

Question: For crowdsourcing experiments and research with human subjects, does the paper include the full text of instructions given to participants and screenshots, if applicable, as well as details about compensation (if any)?

Answer: [NA]

Justification: This paper does not involve crowdsourcing nor research with human subjects.

Guidelines:

- The answer NA means that the paper does not involve crowdsourcing nor research with human subjects.
- Including this information in the supplemental material is fine, but if the main contribution of the paper involves human subjects, then as much detail as possible should be included in the main paper.
- According to the NeurIPS Code of Ethics, workers involved in data collection, curation, or other labor should be paid at least the minimum wage in the country of the data collector.

**15. Institutional Review Board (IRB) Approvals or Equivalent for Research with Human Subjects**

Question: Does the paper describe potential risks incurred by study participants, whether such risks were disclosed to the subjects, and whether Institutional Review Board (IRB) approvals (or an equivalent approval/review based on the requirements of your country or institution) were obtained?

Answer: [NA]

Justification: This paper does not involve crowdsourcing nor research with human subjects.

Guidelines:

- The answer NA means that the paper does not involve crowdsourcing nor research with human subjects.
- Depending on the country in which research is conducted, IRB approval (or equivalent) may be required for any human subjects research. If you obtained IRB approval, you should clearly state this in the paper.
- We recognize that the procedures for this may vary significantly between institutions and locations, and we expect authors to adhere to the NeurIPS Code of Ethics and the guidelines for their institution.
- For initial submissions, do not include any information that would break anonymity (if applicable), such as the institution conducting the review.