
Multistep Distillation of Diffusion Models via Moment Matching

Tim Salimans Thomas Mensink Jonathan Heek Emiel Hoogeboom

{salimans,mensink,jheek,emielh}@google.com

Google DeepMind, Amsterdam

Abstract

We present a new method for making diffusion models faster to sample. The method distills many-step diffusion models into few-step models by matching conditional expectations of the clean data given noisy data along the sampling trajectory. Our approach extends recently proposed one-step methods to the multi-step case, and provides a new perspective by interpreting these approaches in terms of moment matching. By using up to 8 sampling steps, we obtain distilled models that outperform not only their one-step versions but also their original many-step teacher models, obtaining new state-of-the-art results on the Imagenet dataset. We also show promising results on a large text-to-image model where we achieve fast generation of high resolution images directly in image space, without needing autoencoders or upsamplers.



A teddy bear playing guitar next to a cactus

A frog wearing a sweater

Figure 1: Selected 8-step samples from our distilled text-to-image model.

1 Introduction

Diffusion models (Ho et al., 2020; Song & Ermon, 2019; Sohl-Dickstein et al., 2015) have recently become the state-of-the-art model class for generating images, video, audio, and other modalities. By casting the generation of high dimensional outputs as an iterative denoising process, these models have made the problem of learning to synthesize complex outputs tractable. Although this decomposition simplifies the training objective compared to alternatives like GANs, it shifts the computational burden to inference: Sampling from diffusion models usually requires hundreds of neural network evaluations, making these models expensive to use in applications.

To reduce the cost of inference, recent work has moved towards *distilling* diffusion models into generators that are faster to sample. The methods proposed so far can be subdivided into 2 classes: deterministic methods that aim to directly approximate the output of the iterative denoising process in fewer steps, and distributional methods that try to generate output with the same approximate distribution as learned by the diffusion model. Here we propose a new method for distilling diffusion models of the second type: We cast the problem of distribution matching in terms of matching conditional expectations of the clean data given the noisy data along the sampling trajectory of the diffusion process. The proposed method is closely related to previous approaches applying score matching with an auxiliary model to distilled one-step generators, but the moment matching perspective allows us to generalize these methods to the few-step setting where we obtain large improvements in output quality, even outperforming the many-step base models our distilled generators are learned from. Finally, the moment matching perspective allows us to also propose a second variant of our algorithm that eliminates the need for the auxiliary model in exchange for processing two independent minibatches per parameter update.

2 Background

2.1 Diffusion Models

Diffusion models are trained by learning to invert a noise process that gradually destroys data from a clean data sample \mathbf{x} according to $\mathbf{z}_t = \alpha_t \mathbf{x} + \sigma_t \epsilon_t$ with $\mathbf{z}_t \sim \mathcal{N}(0, \mathbf{I})$, where α_t, σ_t are monotonic functions of diffusion time $t \in [0, 1]$. The coefficients α_t, σ_t may be specified in multiple equivalent ways. Here, we use the variance preserving specification (Ho et al., 2020) that has $\sigma_t^2 = 1 - \alpha_t^2$, $\alpha_0 = \sigma_1 = 1$, and $\alpha_1 = \sigma_0 = 0$, such that we have that $\mathbf{z}_0 = \mathbf{x}$ and $\mathbf{z}_1 \sim \mathcal{N}(0, \mathbf{I})$. When using a different specification of the noise process we can always convert to the variance preserving specification by rescaling the data. The quantity of importance is thus the signal-to-noise ratio: $\text{SNR}(t) = \alpha_t^2 / \sigma_t^2$, rather than the coefficients individually (Kingma et al., 2021). To invert the specified diffusion process, we can sample from the posterior distribution:

$$q(\mathbf{z}_s | \mathbf{z}_t, \mathbf{x}) = \mathcal{N}(\mathbf{z}_s | \mu_{t \rightarrow s}(\mathbf{z}_t, \mathbf{x}), \sigma_{t \rightarrow s}), \quad (1)$$

$$\text{with } \sigma_{t \rightarrow s}^2 = \left(\frac{1}{\sigma_s^2} + \frac{\alpha_{t|s}^2}{\sigma_{t|s}^2} \right)^{-1} \text{ and } \mu_{t \rightarrow s} = \sigma_{t \rightarrow s}^2 \left(\frac{\alpha_{t|s}}{\sigma_{t|s}^2} \mathbf{z}_t + \frac{\alpha_s}{\sigma_s^2} \mathbf{x} \right). \quad (2)$$

To sample from a learned diffusion model, we replace \mathbf{x} by a prediction from a neural network $\hat{\mathbf{x}} = g_\theta(\mathbf{z}_t, t)$ that is fit to the data by minimizing $\mathbb{E}_{t \sim p(t), \mathbf{z}_t, \mathbf{x} \sim q(\mathbf{z}_t, \mathbf{x})} w(t) \|\mathbf{x} - g_\theta(\mathbf{z}_t, t)\|^2$, with weighting function $w(t)$ and where $q(\mathbf{z}_t, \mathbf{x})$ denotes sampling \mathbf{x} from the data and then producing \mathbf{z}_t by forward diffusion. The sampling process starts with pure noise $\mathbf{z}_1 \sim \mathcal{N}(0, \mathbf{I})$ and iteratively denoises the data according to $q(\mathbf{z}_s | \mathbf{z}_t, \hat{\mathbf{x}})$ for a discrete number of timesteps k , following Algorithm 1.

If we attain the optimal solution $\hat{\mathbf{x}} = \mathbb{E}[\mathbf{x} | \mathbf{z}_t]$ and let $k \rightarrow \infty$ the sampling process becomes exact, then the learned diffusion model can be shown to be a universal distribution approximator (Song et al., 2021b). To get close to this ideal, k typically needs to be quite large, making diffusion models a very computationally expensive class of models (Luccioni et al., 2023).

2.2 Generalized method of moments

An alternative to the well-known maximum likelihood estimation method is the method of moments, also known as moment matching. Traditionally for univariate distributions, one matches moments $m_k = \mathbb{E}_{x \sim p_X}[x^k]$ of a random variable X . The canonical example is a Gaussian distribution, which is defined by the first two moments (i.e. the mean and variance) and all (centered) higher order moments

Algorithm 1 Ancestral sampling algorithm used for both standard denoising diffusion models as well as our distilled models. For standard models typically $256 \leq k \leq 1000$, for distilled $1 \leq k \leq 16$.

Require: Denoising model $g_\theta(\mathbf{z}_t, t)$, number of sampling steps k

```

Initialize noisy data  $\mathbf{z}_1 \sim N(0, \mathbf{I})$ 
for  $t \in \{1, (k-1)/k, \dots, 2/k, 1/k\}$  do
    Predict clean data using  $\hat{\mathbf{x}} = g_\theta(\mathbf{z}_t, t)$ 
    Set next timestep  $s = t - 1/k$ 
    Sample next noisy data point  $\mathbf{z}_s \sim q(\mathbf{z}_s | \mathbf{z}_t, \hat{\mathbf{x}})$ 
end for
Return approximate sample  $\hat{\mathbf{x}}$ 

```

are zero. Fitting a distribution by setting its moments equal to the moments of the data is then a consistent parameter estimation method, and can be readily extended to multivariate distributions, e.g. by matching the mean and covariance matrix for a multivariate Gaussian.

One can generalize the method of moments to arbitrary high dimensional functions $f : \mathbb{R}^d \rightarrow \mathbb{R}^k$ and match the moment vector \mathbf{m} as defined by: $\mathbf{m} = \mathbb{E}_{\mathbf{x} \sim p_X} [f(\mathbf{x})]$, which is called the *Generalized Method of Moments* (GMM, Hansen (1982)). Matching such moments can be done by minimizing a distance between the moments such as $\|\mathbb{E}_{\mathbf{x} \sim p_\theta} f(\mathbf{x}) - \mathbb{E}_{\mathbf{x} \sim p_X} f(\mathbf{x})\|^2$ where p_θ is the generative model and p_X the data distribution. The distillation method we propose in the next section can be interpreted as a special case of this class of estimation methods.

3 Moment Matching Distillation

Many-step sampling from diffusion models starts by initializing noisy data $\mathbf{z}_1 \sim N(0, \mathbf{I})$, which is then iteratively refined by predicting the clean data using $\hat{\mathbf{x}} = g_\theta(\mathbf{z}_t, t)$, and sampling a slightly less noisy data point $\mathbf{z}_s \sim q(\mathbf{z}_s | \mathbf{z}_t, \hat{\mathbf{x}})$ for new timestep $s < t$, until the final sample is obtained at $s = 0$, as described is described in Algorithm 1. If $\hat{\mathbf{x}} = \mathbb{E}_q[\mathbf{x} | \mathbf{z}_t]$ this procedure is guaranteed to sample from the data distribution $q(\mathbf{x})$ if the number of sampling steps grows infinitely large. Here we aim to achieve a similar result while taking many fewer sampling steps than would normally be required. To achieve this we finetune our denoising model g_θ into a new model $g_\eta(\mathbf{z}_t, t)$ which we sample from using the same algorithm, but with a strongly reduced number of sampling steps k , for say $1 \leq k \leq 8$.

To make our model produce accurate samples for a small number of sampling steps k , the goal is now no longer for $\tilde{\mathbf{x}} = g_\eta(\mathbf{z}_t, t)$ to approximate the expectation $\mathbb{E}_q[\mathbf{x} | \mathbf{z}_t]$ but rather to produce an approximate sample from this distribution. In particular, if $\tilde{\mathbf{x}} \sim q(\mathbf{x} | \mathbf{z}_t)$ then Algorithm 1 produces exact samples from the data distribution q for any choice of the number of sampling steps. If g_η perfectly approximates $q(\mathbf{x} | \mathbf{z}_t)$ as intended, we have that

$$\begin{aligned} \mathbb{E}_{\mathbf{x} \sim q(\mathbf{x}), \mathbf{z}_t \sim q(\mathbf{z}_t | \mathbf{x}), \tilde{\mathbf{x}} \sim g_\eta(\mathbf{z}_t), \mathbf{z}_s \sim q(\mathbf{z}_s | \mathbf{z}_t, \tilde{\mathbf{x}})} [\tilde{\mathbf{x}} | \mathbf{z}_s] &= \mathbb{E}_{\mathbf{x} \sim q(\mathbf{x}), \mathbf{z}_s \sim q(\mathbf{z}_s | \mathbf{x})} [\mathbf{x} | \mathbf{z}_s] \\ \mathbb{E}_g [\tilde{\mathbf{x}} | \mathbf{z}_s] &= \mathbb{E}_q [\mathbf{x} | \mathbf{z}_s]. \end{aligned} \quad (3)$$

In words: The conditional expectation of clean data should be identical between the data distribution q and the sampling distribution g of the distilled model.

Equation 3 gives us a set of moment conditions that uniquely identifies the target distribution, similar to how the regular diffusion training loss identifies the data distribution (Song et al., 2021b). These moment conditions can be used as the basis of a distillation method to finetune $g_\eta(\mathbf{z}_t, t)$ from the denoising model g_θ . In particular, we can fit g_η to q by minimizing the L2-distance between these moments:

$$\tilde{L}(\eta) = \frac{1}{2} \mathbb{E}_{g(\mathbf{z}_s)} \|\mathbb{E}_g[\tilde{\mathbf{x}} | \mathbf{z}_s] - \mathbb{E}_q[\mathbf{x} | \mathbf{z}_s]\|^2. \quad (4)$$

In practice, we evaluate the moments using a sample \mathbf{z}_s from our generator distribution, but do not incorporate its dependence on the parameters η when calculating gradients of the loss. This decision is purely empirical, as we find it results in more stable training compared to using the full gradient. The approximate gradient of $\tilde{L}(\eta)$ is then given by

$$(\nabla_\eta \mathbb{E}_g[\tilde{\mathbf{x}} | \mathbf{z}_s])^T (\mathbb{E}_g[\tilde{\mathbf{x}} | \mathbf{z}_s] - \mathbb{E}_q[\mathbf{x} | \mathbf{z}_s]) + \nabla_\eta \left(\frac{1}{2} \mathbb{E}_q[\mathbf{x} | \mathbf{z}_s]^T \mathbb{E}_q[\mathbf{x} | \mathbf{z}_s] \right) \approx (\nabla_\eta \tilde{\mathbf{x}})^T (\mathbb{E}_g[\tilde{\mathbf{x}} | \mathbf{z}_s] - \mathbb{E}_q[\mathbf{x} | \mathbf{z}_s]), \quad (5)$$

where we approximate the first expectation using a single Monte-Carlo sample $\tilde{\mathbf{x}}$ and where the second term is zero as it does not depend on g_η . Following this approximate gradient is then equivalent to minimizing the loss

$$L(\eta) = \mathbb{E}_{\mathbf{z}_t \sim q(\mathbf{z}_t), \tilde{\mathbf{x}} \sim g_\eta(\mathbf{z}_t), \mathbf{z}_s \sim q(\mathbf{z}_s | \mathbf{z}_t, \tilde{\mathbf{x}})} [\tilde{\mathbf{x}}^T \text{sg}(\mathbb{E}_g[\tilde{\mathbf{x}} | \mathbf{z}_s] - \mathbb{E}_q[\mathbf{x} | \mathbf{z}_s])], \quad (6)$$

where sg denotes stop-gradient. This loss is minimized if $\mathbb{E}_g[\tilde{\mathbf{x}} | \mathbf{z}_s] = \mathbb{E}_q[\mathbf{x} | \mathbf{z}_s]$ as required. Unfortunately, the expectation $\mathbb{E}_g[\tilde{\mathbf{x}} | \mathbf{z}_s]$ is not analytically available, which makes the direct application of Equation 6 impossible. We therefore explore two variations on this moment matching procedure: In Section 3.1 we approximate $\mathbb{E}_g[\tilde{\mathbf{x}} | \mathbf{z}_s]$ by a second denoising model, and in Section 3.2 we instead apply moment matching directly in parameter space rather than \mathbf{x} -space.

3.1 Alternating optimization of the moment matching objective

Our first approach to calculating the moment matching objective in equation 6 is to approximate $\mathbb{E}_g[\tilde{\mathbf{x}} | \mathbf{z}_s]$ with an auxiliary denoising model g_ϕ trained using a standard diffusion loss on samples from our generator model g_η . We then update g_ϕ and g_η in alternating steps, resulting in Algorithm 2.

Algorithm 2 Moment matching algorithm with *alternating* optimization of generator g_η and auxiliary denoising model g_ϕ .

Require: Pretrained denoising model $g_\theta(\mathbf{z}_t)$, generator g_η to distill, auxiliary denoising model g_ϕ , number of sampling steps k , time sampling distribution $p(s)$, loss weight $w(s)$, and dataset \mathcal{D} .

for $n = 0:N$ **do**

 Sample target time $s \sim p(s)$, sample time delta $\delta_t \sim U[0, 1/k]$.

 Set sampling time $t = \text{minimum}(s + \delta_t, 1)$.

 Sample clean data from \mathcal{D} and do forward diffusion to produce \mathbf{z}_t .

 Sample \mathbf{z}_s from the distilled generator using $\tilde{\mathbf{x}} = g_\eta(\mathbf{z}_t)$, $\mathbf{z}_s \sim q(\mathbf{z}_s | \mathbf{z}_t, \tilde{\mathbf{x}})$.

if n is even **then**

 Minimize $L(\phi) = w(s)\{\|\tilde{\mathbf{x}} - g_\phi(\mathbf{z}_s)\|^2 + \|g_\theta(\mathbf{z}_s) - g_\phi(\mathbf{z}_s)\|^2\}$ w.r.t. ϕ

else

 Minimize $L(\eta) = w(s)\tilde{\mathbf{x}}^T \text{sg}[g_\phi(\mathbf{z}_s) - g_\theta(\mathbf{z}_s)]$ w.r.t. η

end if

end for

Here we have chosen to train our generator g_η on all continuous times $t \in (0, 1]$ even though at inference time (Algorithm 1) we only evaluate on k discrete timesteps. Similarly we train with randomly sampled time delta δ_t rather than fixing this to a single value. These choices were found to increase the stability and performance of the proposed algorithm. Further, we optimize g_ϕ not just to predict the sampled data $\tilde{\mathbf{x}}$ but also regularize it to stay close to the teacher model g_θ : On convergence this would cause g_ϕ to predict the average of $\tilde{\mathbf{x}}$ and g_θ , which has the effect of multiplying the generator loss $L(\eta)$ by $1/2$ compared to the loss we introduced in Equation 6.

The resulting algorithm resembles the alternating optimization of a GAN (Goodfellow et al., 2020), and like a GAN is generally not guaranteed to converge. In practice, we find that Algorithm 2 is stable for the right choice of hyperparameters, especially when taking $k \geq 8$ sampling steps. The algorithm also closely resembles *Variational Score Distillation* as previously used for distilling 1-step generators g_η in *Diff-Instruct*. We discuss this relationship in Section 4.

3.2 Parameter-space moment matching

Alternating optimization of the moment matching objective (Algorithm 2) is difficult to analyze theoretically, and the requirement to keep track of two different models adds engineering complexity. We therefore also experiment with an *instantaneous* version of the auxiliary denoising model g_{ϕ^*} , where ϕ^* is determined using a single infinitesimal gradient descent step on $L(\phi)$ (defined in Algorithm 2), evaluated on a single minibatch. Starting from teacher parameters θ , and preconditioning the loss gradient with a pre-determined scaling matrix Λ , we can define:

$$\phi(\lambda) \equiv \theta - \lambda \Lambda \nabla_\phi L(\phi)|_{\phi=\theta}, \text{ so that } \phi^* = \lim_{\lambda \rightarrow 0} \phi(\lambda). \quad (7)$$

Now we use $\phi(\lambda)$ in calculating $L(\eta)$ from Algorithm 2, take the first-order Taylor expansion for $g_{\phi(\lambda)}(\mathbf{z}_s) - g_{\theta}(\mathbf{z}_s) \approx \lambda \frac{\partial g_{\theta}(\mathbf{z}_s)}{\partial \theta} (\phi(\lambda) - \theta) = \lambda \frac{\partial g_{\theta}(\mathbf{z}_s)}{\partial \theta} \Lambda \nabla_{\phi} L(\phi)|_{\phi=\theta}$, and scale the loss with the inverse of λ to get:

$$L_{\text{instant}}(\eta) = \lim_{\lambda \rightarrow 0} \frac{1}{\lambda} L_{\phi(\lambda)}(\eta) = w(s) \tilde{\mathbf{x}}^T \text{sg} \left\{ \frac{\partial g_{\theta}(\mathbf{z}_s)}{\partial \theta} \Lambda \nabla_{\phi} L(\phi)|_{\phi=\theta} \right\}, \quad (8)$$

where $\frac{\partial g_{\theta}(\mathbf{z}_s)}{\partial \theta}$ is the Jacobian of g_{θ} , and where $\nabla_{\phi} L(\phi)$ is evaluated on an independent minibatch from $\tilde{\mathbf{x}}$ and \mathbf{z}_s . In modern frameworks for automatic differentiation, like JAX (Bradbury et al., 2018), the quantity within the curly braces can be most easily expressed using specialized functions for calculating Jacobian-vector products.

The loss can now equivalently be expressed as performing moment matching in teacher-parameter space rather than \mathbf{x} -space. Denoting $L_{\theta}(\mathbf{x}, \mathbf{z}_s) \equiv w(s) \|\mathbf{x} - g_{\theta}(\mathbf{z}_s)\|^2$, and letting $\tilde{L}_{\text{instant}}(\eta) = L_{\text{instant}}(\eta) + \text{constant}$, we have (as derived fully in Appendix A):

$$\begin{aligned} \tilde{L}_{\text{instant}}(\eta) &\equiv \frac{1}{2} \|\mathbb{E}_{\mathbf{z}_t \sim q, \tilde{\mathbf{x}} = g_{\eta}(\mathbf{z}_t), \mathbf{z}_s \sim q(\mathbf{z}_s | \mathbf{z}_t, \tilde{\mathbf{x}})} \nabla_{\theta} L_{\theta}(\tilde{\mathbf{x}}, \text{sg}(\mathbf{z}_s))\|_{\Lambda}^2 & (9) \\ &= \frac{1}{2} \|\mathbb{E}_{\mathbf{z}_t \sim q, \tilde{\mathbf{x}} = g_{\eta}(\mathbf{z}_t), \mathbf{z}_s \sim q(\mathbf{z}_s | \mathbf{z}_t, \tilde{\mathbf{x}})} \nabla_{\theta} L_{\theta}(\tilde{\mathbf{x}}, \text{sg}(\mathbf{z}_s)) - \mathbb{E}_{\mathbf{x}, \mathbf{z}'_s \sim q} \nabla_{\theta} L_{\theta}(\mathbf{x}, \mathbf{z}'_s)\|_{\Lambda}^2, & (10) \end{aligned}$$

where the gradient of the teacher training loss is zero when sampling from the training distribution, $\mathbb{E}_{\mathbf{x}, \mathbf{z}'_s \sim q} \nabla_{\theta} L_{\theta}(\mathbf{x}, \mathbf{z}'_s) = 0$, if the teacher attained a minimum of its training loss.

The instantaneous version of our moment matching loss can thus be interpreted as trying to match teacher gradients between the training data and generated data. This makes it a special case of the *Efficient Method of Moments* (Gallant & Tauchen, 1996), a classic method in statistics where a teacher model p_{θ} is first estimated using maximum likelihood, after which its gradient is used to define a moment matching loss for learning a second model g_{η} . Under certain conditions, the second model then attains the statistical efficiency of the maximum likelihood teacher model. The difference between our version of this method and that proposed by Gallant & Tauchen (1996) is that in our case the loss of the teacher model is a weighted denoising loss, rather than the log-likelihood of the data.

The moment matching loss $\tilde{L}_{\text{instant}}(\eta)$ is minimized if the teacher model has zero loss gradient when evaluated on data generated by the distilled student model g_{η} . In other words, optimization is successful if the teacher model cannot see the difference between real and generated data and would not change its parameters when trained on the generated data. We summarize the practical implementation of moment matching in parameter-space in Algorithm 3 and Figure 2.

Algorithm 3 Parameter-space moment matching algorithm with *instant* denoising model g_{ϕ^*} .

Require: Pretrained denoising model $g_{\theta}(\mathbf{z}_t)$, generator g_{η} to distill, gradient scaling matrix Λ , number of sampling steps k , time sampling distribution $p(s)$, loss weight $w(s)$, and dataset \mathcal{D} .

for $n = 0:N$ **do**

 Sample target time $s \sim p(s)$, sample time delta $\delta_t \sim U[0, 1/k]$.

 Set sampling time $t = \text{minimum}(s + \delta_t, 1)$.

 Sample two independent batches of data from \mathcal{D} and do forward diffusion to produce $\mathbf{z}_t, \mathbf{z}'_t$.

 For both batches sample $\mathbf{z}_s, \mathbf{z}'_s$ from the distilled generator using $\tilde{\mathbf{x}} = g_{\eta}(\mathbf{z}_t), \mathbf{z}_s \sim q(\mathbf{z}_s | \mathbf{z}_t, \tilde{\mathbf{x}})$.

 Evaluate teacher gradient on one batch: $\nu = \Lambda \nabla_{\theta} L_{\theta}(\tilde{\mathbf{x}}, \mathbf{z}'_s)$

 On the other batch, minimize $L_{\text{instant}}(\eta) = w(s) \tilde{\mathbf{x}}^T \text{sg} \left\{ \frac{\partial g_{\theta}(\mathbf{z}_s)}{\partial \theta} \nu \right\}$ w.r.t. η

end for

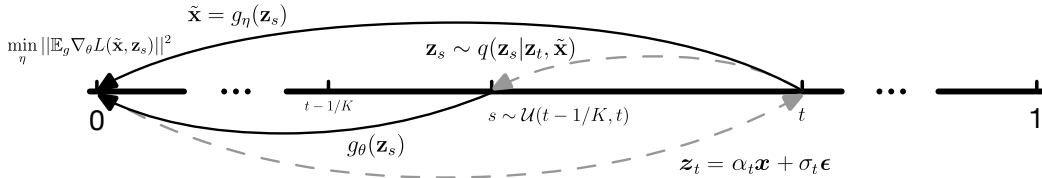


Figure 2: Visualization of Algorithm 3: Moment matching in parameter space starts with applying forward diffusion to data from our dataset, mapping this to clean samples using the distilled generator model, and then minimizes the gradient of the teacher loss on this generated data.

3.3 Hyperparameter choices

In our choice of hyperparameters we choose to stick as closely as possible to the values recommended in EDM (Karras et al., 2022), some of which were also used in Diff-Instruct (Luo et al., 2024) and DMD (Yin et al., 2023). We use the EDM test time noise schedule for $p(s)$, as well as their training loss weighting for $w(s)$, but we shift all log-signal-to-noise ratios with the resolution of the data following Hooeboom et al. (2023). For our gradient preconditioner Λ , as used in Section 3.2, we use the preconditioner defined in Adam (Kingma & Ba, 2014), which can be loaded from the teacher checkpoint or calculated fresh by running a few training steps before starting distillation. During distillation, Λ is not updated.

To get stable results for small numbers of sampling steps ($k = 1, 2$) we find that we need to use a weighting function $w(s)$ with less emphasis on high-signal (low s) data than in the EDM weighting. Using a flat weight $w(s) = 1$ or the adaptive weight from DMD (Yin et al., 2023) works well.

As with previous methods, it’s possible to enable classifier-free guidance (Ho & Salimans, 2022) when evaluating the teacher model g_θ . We find that guidance is typically not necessary if output quality is measured by FID, though it does increase Inception Score and CLIP score. To enable classifier-free guidance and prediction clipping for the teacher model in Algorithm 3, we need to define how to take gradients through these modifications: Here we find that a simple straight-through approximation works well, using the backward pass of the unmodified teacher model.

4 Related Work

In the case of one-step sampling, our method in Algorithm 2 is a special case of *Variational Score Distillation*, *Diff-Instruct*, and related methods (Wang et al., 2024; Luo et al., 2024; Yin et al., 2023; Nguyen & Tran, 2023) which distill a diffusion model by approximately minimizing the KL divergence between the distilled generator and the teacher model:

$$L(\eta) = \mathbb{E}_{p(s)}[w(s)D_{\text{KL}}(p_\eta(\mathbf{z}_s)|p_\theta(\mathbf{z}_s))] \quad (11)$$

$$\approx \mathbb{E}_{p(s), p_\eta(\mathbf{z}_s)}[(w(s)/2\sigma_s^2)(\|\mathbf{z}_s - \alpha\text{sg}[\hat{\mathbf{x}}_\theta(\mathbf{z}_s)]\|^2 - \|\mathbf{z}_s - \alpha\text{sg}[\hat{\mathbf{x}}_\phi(\mathbf{z}_s)]\|^2)] \quad (12)$$

$$= \mathbb{E}_{p(t), p_\eta(\mathbf{z}_s)}[(w(s)\alpha_s^2/\sigma_s^2)\tilde{\mathbf{x}}^T\text{sg}[\hat{\mathbf{x}}_\phi(\mathbf{z}_s) - \hat{\mathbf{x}}_\theta(\mathbf{z}_s)]] + \text{constant} \quad (13)$$

Here sg again denotes stop gradient, $p_\eta(\mathbf{z}_s)$ is defined by sampling $\tilde{\mathbf{x}} = g_\eta(\mathbf{z}_1)$ with $\mathbf{z}_1 \sim N(0, \mathbf{I})$, and $\mathbf{z}_s \sim q(\mathbf{z}_s|\tilde{\mathbf{x}})$ is sampled using forward diffusion starting from $\tilde{\mathbf{x}}$. The auxiliary denoising model $\hat{\mathbf{x}}_\phi$ is fit by minimizing $\mathbb{E}_{g_\eta} \tilde{w}(\mathbf{z}_s) \|\tilde{\mathbf{x}} - \hat{\mathbf{x}}_\phi(\mathbf{z}_s)\|^2$, which can be interpreted as score matching because \mathbf{z}_s is sampled using forward diffusion started from $\tilde{\mathbf{x}}$. In our proposed algorithm, we sample \mathbf{z}_s from the conditional distribution $q(\mathbf{z}_s|\tilde{\mathbf{x}}, \mathbf{z}_t)$: If $\mathbf{z}_t = \mathbf{z}_1 \sim N(0, \mathbf{I})$ is assumed to be fully independent of $\tilde{\mathbf{x}}$, i.e. that $\alpha_1^2/\sigma_1^2 = 0$, we have that $q(\mathbf{z}_s|\tilde{\mathbf{x}}, \mathbf{z}_1) = q(\mathbf{z}_s|\tilde{\mathbf{x}})$ so the two methods are indeed the same. However, this correspondence does not extend to the multi-step case: When we sample \mathbf{z}_s from $q(\mathbf{z}_s|\mathbf{z}_t, \tilde{\mathbf{x}})$ for $\alpha_t^2/\sigma_t^2 > 0$, fitting $\hat{\mathbf{x}}_\phi$ through minimizing $\mathbb{E}_{g_\eta} \tilde{w}(\mathbf{z}_s) \|\tilde{\mathbf{x}} - \hat{\mathbf{x}}_\phi(\mathbf{z}_s)\|^2$ no longer corresponds to score matching. One could imagine fitting $\hat{\mathbf{x}}_\phi$ through score matching against the conditional distribution $q(\mathbf{z}_s|\mathbf{z}_t, \tilde{\mathbf{x}})$ but this did not work well when we tried it (see Appendix D for more detail). Instead, our moment matching perspective offers a justification for extending this class of distillation methods to the multistep case without changing the way we fit $\hat{\mathbf{x}}_\phi$. Indeed, we find that moment matching distillation also works when using deterministic samplers like DDIM (Song et al., 2021a) which also do not fit with the score matching perspective.

In addition to the one-step distillation methods based on score matching, our method is also closely related to adversarial multistep distillation methods, such as Xiao et al. (2021) and Xu et al. (2023a) which use the same conditional $q(\mathbf{z}_s|\mathbf{z}_t, \tilde{\mathbf{x}})$ we use. These methods train a discriminator model to tell apart data generated from the distilled model (g_η) from data generated from the base model (g_θ). This discriminator is then used to define an adversarial divergence which is minimized w.r.t. g_η :

$$L(\eta) = \mathbb{E}_{t \sim p(t), \mathbf{z}_t \sim q(\mathbf{z}_t, t)} D_{\text{adv}}(p_\eta(\mathbf{z}_t)|p_\theta(\mathbf{z}_t)). \quad (14)$$

The methods differ in their exact formulation of the adversarial divergence D_{adv} , in the sampling of time steps, and in the use of additional losses. For example Xu et al. (2023a) train unconditional discriminators $D_\phi(\cdot, t)$ and decompose the adversarial objective in a marginal (used in the discriminator) and a conditional distribution approximated with an additional regression model. Xiao et al. (2021) instead use a conditional discriminator of the form $D_\phi(\cdot, \mathbf{z}_t, t)$.

5 Experiments

We evaluate our proposed methods in the class-conditional generation setting on the ImageNet dataset (Deng et al., 2009), which is the most well-established benchmark for comparing image quality. On this dataset we also run several ablations to show the effect of classifier-free guidance and other hyperparameter choices on our method. Finally, we present an experiment with a large text-to-image model to show our approach can also be scaled to this setting.

5.1 Class-conditional generation on ImageNet

We begin by evaluating on class-conditional ImageNet generation, at the 64×64 and 128×128 resolutions (Tables 1 and 2). Our results here are for a relatively small model with 400 million parameters based on *Simple Diffusion* (Hoogeboom et al., 2023). We distill our models for a maximum of 200,000 steps at batch size 2048, calculating FID every 5,000 steps. We report the optimal FID seen during the distillation process, keeping evaluation data and random seeds fixed across evaluations to minimize bias.

For our base models we report results with slight classifier-free guidance of $w = 0.1$, which gives the optimal FID. We also use an optimized amount of sampling noise, following Salimans & Ho (2022), which is slightly higher compared to equation 2. For our distilled models we obtained better results without classifier-free guidance, and we use standard ancestral sampling without tuning the sampling noise. We use identical hyperparameters across all our experiments. We compare against various distillation methods from the literature, including both distillation methods that produce deterministic samplers (progressive distillation, consistency distillation) and stochastic samplers (Diff-Instruct, adversarial methods).

Ranking the different methods by FID, we find that our moment matching distillation method is especially competitive when using 8+ sampling steps, where it sets new state-of-the-art results, beating out even the best undistilled models using more than 1000 sampling steps, as well as its teacher model. For 1 sampling step some of the other methods show better results: Further improvement is likely possible by separately optimizing hyperparameters for this setting. For 8+ sampling steps we get similar results for our alternating optimization version (Section 3.1) and the instant 2-batch version (Section 3.2) of our method. For fewer sampling steps, the alternating version performs better.

We find that our distilled models also perform very well in terms of Inception Score (Salimans et al., 2016) even though we did not optimize for this. By using classifier-free guidance the Inception Score can be improved further, as we show in Section 5.3.

Table 1: Results on ImageNet 64x64.

Method	# param	NFE	FID↓	IS↑
VDM++ (Kingma & Gao, 2023)	2B	1024	1.43	64
RIN (Jabri et al., 2023)	281M	1000	1.23	67
our base model	400M	1024	1.42	84
DDIM (Song et al., 2021a)		10	18.7	
TRACT (Berthelot et al., 2023)		1	7.43	
		2	4.97	
		4	2.93	
		8	2.41	
CD (LPIPS) (Song et al., 2023)		1	6.20	
		2	4.70	
		3	4.32	
iCT-deep (Song & Dhariwal, 2023)		1	3.25	
		2	2.77	
PD (Salimans & Ho, 2022)	400M	1	10.7	
(reimpl. from Heek et al. (2024))		2	4.7	
		4	2.4	
		8	1.7	63
MultiStep-CD (Heek et al., 2024)	1.2B	1	3.2	
		2	1.9	
		4	1.6	
		8	1.4	73
CTM (Kim et al., 2024)		2	1.73	64
DMD (Yin et al., 2023)		1	2.62	
Diff-Instruct (Luo et al., 2023)		1	5.57	
Moment Matching	400M			
Alternating (c.f. Sect. 3.1)		1	3.0	89
		2	3.86	60
		4	1.50	75
		8	1.24	78
Instant (c.f. Sect. 3.2)		4	3.4	98
		8	1.35	81

Table 2: Results on ImageNet 128x128

Method	# param	NFE	FID↓	IS↑
VDM++ (Kingma & Gao, 2023)	2B	1024	1.75	171
our base model	400M	1024	1.76	194
PD (Salimans & Ho, 2022)	400M	2	8.0	
(reimpl. from Heek et al. (2024))		4	3.8	
		8	2.5	162
MultiStep-CD (Heek et al., 2024)	1.2B	1	7.0	
		2	3.1	
		4	2.3	
		8	2.1	160
Moment Matching	400M			
Alternating (c.f. Sect. 3.1)		1	3.3	170
		2	3.14	163
		4	1.72	184
		8	1.49	184
Instant (c.f. Sect. 3.2)		4	3.48	232
		8	1.54	183

How can a distilled model improve upon its teacher? On Imagenet our distilled diffusion model with 8 sampling steps and no classifier-free guidance outperforms its 512-step teacher with optimized guidance level, for both the 64×64 and 128×128 resolution. This result might be surprising since the many-step teacher model is often seen as the gold standard for sampling quality. However, even the teacher model has prediction error that makes it possible to improve upon it. In theory, predictions of the clean data at different diffusion times are all linked and should be mutually consistent, but since the diffusion model is implemented with an unconstrained neural network this generally will not be the case in practice. Prediction errors will thus be different across timesteps which opens up the possibility of improving the results by averaging over these predictions in the right way. Different sampling algorithms average over these predictions differently, as shown in Appendix E, which offers scope for improvement.

Similarly, prediction error will not be constant over the model inputs \mathbf{z}_t , and biasing generation away from areas of large error could also yield sampling improvements. Although many-step ancestral sampling typically gives good results, and is often better than deterministic samplers like DDIM, it's not necessarily optimal. In future work we hope to study the improvement of moment matching over our base sampler in further detail, and test our hypotheses about its causes.

5.2 Ablating conditional sampling

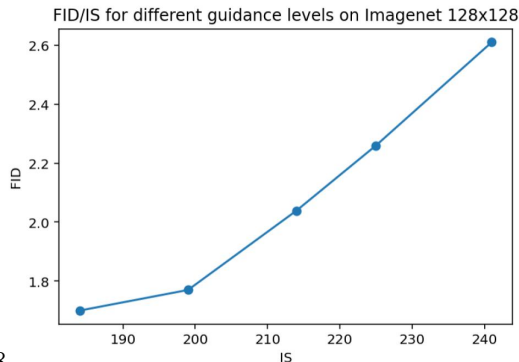
The distilled generator in our proposed method samples from the conditional $q(\mathbf{z}_s|\tilde{\mathbf{x}}, \mathbf{z}_t)$, whereas existing distillation methods based on score matching typically don't condition on \mathbf{z}_t . Instead they apply noise independently, mirroring the forward diffusion process used during training the original model. When using a 1-step sampling setup, the two approaches are equivalent since any intermediate \mathbf{z}_s will be independent from the starting point \mathbf{z}_1 if that point has zero signal-to-noise. In the multistep setup the two approaches are meaningfully different however, and sampling from the conditional $q(\mathbf{z}_s|\tilde{\mathbf{x}}, \mathbf{z}_t)$ or the marginal $q(\mathbf{z}_s|\tilde{\mathbf{x}})$ are both valid choices. We ablate our choice of conditioning on \mathbf{z}_t versus applying noise independently, and find that conditioning leads to much better sample diversity in the distilled model, as shown in Figure 3.



Figure 3: Multistep distillation results for a single Imagenet class obtained with two different methods of sampling from the generator during distillation: Conditional $q(\mathbf{z}_s|\tilde{\mathbf{x}}, \mathbf{z}_t)$, and unconditional $q(\mathbf{z}_s|\tilde{\mathbf{x}})$. Our choice of sampling from the conditional yields much better sample diversity.

5.3 Effect of classifier-free guidance

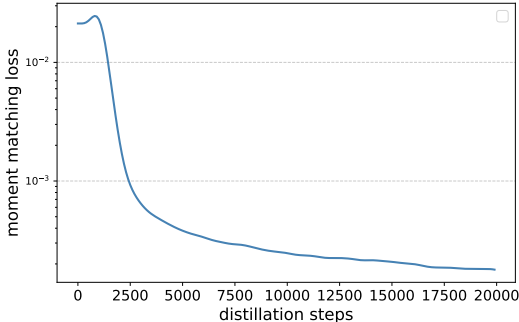
Our distillation method can be used with or without guidance. For the alternating optimization version of our method we only apply guidance in the teacher model, but not in the generator or auxiliary denoising model. For the instant 2-batch version we apply guidance and clipping to the teacher model and then calculate its gradient with a straight through approximation. Exper-



imenting with different levels of guidance, we find that increasing guidance typically increases Inception Score and CLIP Score, while reducing FID, as shown in the adjacent figure.

5.4 Distillation loss is informative for moment matching

A unique advantage of the instant 2-batch version of our moment matching approach is that, unlike most other distillation methods, it has a simple loss function (equation 9) that is minimized without adversarial techniques, bootstrapping, or other tricks. This means that the value of the loss is useful for monitoring the progress of the distillation algorithm. We show this for Imagenet 128×128 in the adjacent figure: The typical behavior we see is that the loss tends to go up slightly for the first few optimization steps, after which it exponentially falls to zero with increasing number of parameter updates.



5.5 Text to image

To investigate our proposed method’s potential to scale to large text-to-image models we train a pixel-space model (no encoder/decoder) on a licensed dataset of text-image pairs at a resolution of 512×512 , using the UViT model and shifted noise schedule from Simple Diffusion (Hooeboom et al., 2023) and using a T5 XXL text encoder following Imagen (Saharia et al., 2022). We compare the performance of our base model against an 8-step distilled model obtained with our moment matching method. In Table 3 we report zero-shot FID (Heusel et al., 2017) and CLIP Score (Radford et al., 2021) on MS-COCO (Lin et al., 2014): Also in this setting we find that our distilled model with alternating optimization exceeds the metrics for our base model. The instant 2-batch version of our algorithm performs somewhat less well at 8 sampling steps. Samples from our distilled text-to-image model are shown in Figure 1 and in Figure 7 in the appendix.

Table 3: Results on text-to-image, 512×512 .

Method	NFE	guidance	COCO FID _{30k} ↓	CLIP Score ↑
our base model	512	0	9.6	0.290
	512	0.5	7.9	0.305
	512	3	12.7	0.315
	512	5	13.4	0.316
StableDiffusion v1.5* (Rombach et al., 2022)	512	low	8.78	
	512	high	13.5	0.322
DMD (Yin et al., 2023)	1	low	11.5	
	1	high	14.9	0.32
UFOGen (Xu et al., 2023b)	1		12.8	0.311
SwiftBrush (Nguyen & Tran, 2023)	1		16.67	0.29
InstaFlow-1.7B (Liu et al., 2023)	1		11.8	0.309
PeRFlow (Yan et al., 2024)	4		11.3	
Moment Matching				
Alternating (Sec. 3.1)	8	0	7.25	0.297
	8	3	14.15	0.319
Instant (Sec. 3.2)	8	0	9.5	0.300
	8	3	19.0	0.306

* Reported results for StableDiffusion v1.5 are from Yin et al. (2023).

6 Conclusion

We presented *Moment Matching Distillation*, a method for making diffusion models faster to sample. The method distills many-step diffusion models into few-step models by matching conditional expectations of the clean data given noisy data along the sampling trajectory. The moment matching framework provides a new perspective on related recently proposed distillation methods and allows us to extend these methods to the multi-step setting. Using multiple sampling steps, our distilled models consistently outperform their one-step versions, and often even exceed their many-step teachers, setting new state-of-the-art results on the Imagenet dataset. However, automated metrics of image quality are highly imperfect, and in future work we plan to run a full set of human evaluations on the outputs of our distilled models to complement the metrics reported here.

We presented two different versions of our algorithm: One based on alternating updates of a distilled generator and an auxiliary denoising model, and another using two minibatches to allow only updating the generator. In future work we intend to further explore the space of algorithms spanned by these choices, and gain additional insight into the costs and benefits of both approaches.

References

- Berthelot, D., Autef, A., Lin, J., Yap, D. A., Zhai, S., Hu, S., Zheng, D., Talbott, W., and Gu, E. TRACT: denoising diffusion models with transitive closure time-distillation. *CoRR*, abs/2303.04248, 2023.
- Bradbury, J., Frostig, R., Hawkins, P., Johnson, M. J., Leary, C., Maclaurin, D., Necula, G., Paszke, A., VanderPlas, J., Wanderman-Milne, S., and Zhang, Q. JAX: composable transformations of Python+NumPy programs. 2018. URL <http://github.com/google/jax>.
- Deng, J., Dong, W., Socher, R., Li, L.-J., Li, K., and Fei-Fei, L. Imagenet: A large-scale hierarchical image database. In *2009 IEEE conference on computer vision and pattern recognition*, pp. 248–255. Ieee, 2009.
- Gallant, A. R. and Tauchen, G. Which moments to match? *Econometric theory*, 12(4):657–681, 1996.
- Goodfellow, I., Pouget-Abadie, J., Mirza, M., Xu, B., Warde-Farley, D., Ozair, S., Courville, A., and Bengio, Y. Generative adversarial networks. *Communications of the ACM*, 63(11):139–144, 2020.
- Hansen, L. P. Large sample properties of generalized method of moments estimators. *Econometrica: Journal of the econometric society*, pp. 1029–1054, 1982.
- Heek, J., Hoogetboom, E., and Salimans, T. Multistep consistency models. *arXiv preprint arXiv:2403.06807*, 2024.
- Heusel, M., Ramsauer, H., Unterthiner, T., Nessler, B., and Hochreiter, S. Gans trained by a two time-scale update rule converge to a local nash equilibrium. *Advances in neural information processing systems*, 30, 2017.
- Ho, J. and Salimans, T. Classifier-free diffusion guidance. *CoRR*, abs/2207.12598, 2022. doi: 10.48550/arXiv.2207.12598. URL <https://doi.org/10.48550/arXiv.2207.12598>.
- Ho, J., Jain, A., and Abbeel, P. Denoising diffusion probabilistic models. In Larochelle, H., Ranzato, M., Hadsell, R., Balcan, M., and Lin, H. (eds.), *Advances in Neural Information Processing Systems 33: Annual Conference on Neural Information Processing Systems 2020, NeurIPS*, 2020.
- Hoogetboom, E., Heek, J., and Salimans, T. simple diffusion: End-to-end diffusion for high resolution images. In *International Conference on Machine Learning*, pp. 13213–13232. PMLR, 2023.
- Jabri, A., Fleet, D. J., and Chen, T. Scalable adaptive computation for iterative generation. In *International Conference on Machine Learning*, pp. 14569–14589. PMLR, 2023.
- Karras, T., Aittala, M., Aila, T., and Laine, S. Elucidating the design space of diffusion-based generative models. In *Advances in Neural Information Processing Systems 35: Annual Conference on Neural Information Processing Systems 2022, NeurIPS*, 2022.
- Kim, D., Lai, C.-H., Liao, W.-H., Murata, N., Takida, Y., Uesaka, T., He, Y., Mitsufuji, Y., and Ermon, S. Consistency trajectory models: Learning probability flow ODE trajectory of diffusion. In *The Twelfth International Conference on Learning Representations*, 2024. URL <https://openreview.net/forum?id=ymjI8feDTD>.
- Kingma, D. P. and Ba, J. Adam: A method for stochastic optimization. *arXiv preprint arXiv:1412.6980*, 2014.
- Kingma, D. P. and Gao, R. Understanding the diffusion objective as a weighted integral of elbos. *CoRR*, abs/2303.00848, 2023.
- Kingma, D. P., Salimans, T., Poole, B., and Ho, J. Variational diffusion models. *CoRR*, abs/2107.00630, 2021.
- Lin, T., Maire, M., Belongie, S. J., Bourdev, L. D., Girshick, R. B., Hays, J., Perona, P., Ramanan, D., Doll’ar, P., and Zitnick, C. L. Microsoft COCO: common objects in context. *CoRR*, abs/1405.0312, 2014. URL <http://arxiv.org/abs/1405.0312>.

- Liu, X., Zhang, X., Ma, J., Peng, J., and Liu, Q. InstafLOW: One step is enough for high-quality diffusion-based text-to-image generation. *CoRR*, abs/2309.06380, 2023.
- Luccioni, A. S., Jernite, Y., and Strubell, E. Power hungry processing: Watts driving the cost of ai deployment? *arXiv preprint arXiv:2311.16863*, 2023.
- Luo, W., Hu, T., Zhang, S., Sun, J., Li, Z., and Zhang, Z. Diff-instruct: A universal approach for transferring knowledge from pre-trained diffusion models. *CoRR*, abs/2305.18455, 2023.
- Luo, W., Hu, T., Zhang, S., Sun, J., Li, Z., and Zhang, Z. Diff-instruct: A universal approach for transferring knowledge from pre-trained diffusion models. *Advances in Neural Information Processing Systems*, 36, 2024.
- Nguyen, T. H. and Tran, A. Swiftbrush: One-step text-to-image diffusion model with variational score distillation. *arXiv preprint arXiv:2312.05239*, 2023.
- Radford, A., Kim, J. W., Hallacy, C., Ramesh, A., Goh, G., Agarwal, S., Sastry, G., Askell, A., Mishkin, P., Clark, J., et al. Learning transferable visual models from natural language supervision. In *International conference on machine learning*, pp. 8748–8763. PMLR, 2021.
- Rombach, R., Blattmann, A., Lorenz, D., Esser, P., and Ommer, B. High-resolution image synthesis with latent diffusion models. In *IEEE/CVF Conference on Computer Vision and Pattern Recognition, CVPR 2022, New Orleans, LA, USA, June 18-24, 2022*, pp. 10674–10685. IEEE, 2022.
- Saharia, C., Chan, W., Saxena, S., Li, L., Whang, J., Denton, E., Ghasemipour, S. K. S., Ayan, B. K., Mahdavi, S. S., Lopes, R. G., Salimans, T., Ho, J., Fleet, D. J., and Norouzi, M. Photorealistic text-to-image diffusion models with deep language understanding. *CoRR*, abs/2205.11487, 2022.
- Salimans, T. and Ho, J. Progressive distillation for fast sampling of diffusion models. In *The Tenth International Conference on Learning Representations, ICLR*. OpenReview.net, 2022.
- Salimans, T., Goodfellow, I., Zaremba, W., Cheung, V., Radford, A., and Chen, X. Improved techniques for training gans. *Advances in neural information processing systems*, 29, 2016.
- Sohl-Dickstein, J., Weiss, E. A., Maheswaranathan, N., and Ganguli, S. Deep unsupervised learning using nonequilibrium thermodynamics. In Bach, F. R. and Blei, D. M. (eds.), *Proceedings of the 32nd International Conference on Machine Learning, ICML, 2015*.
- Song, J., Meng, C., and Ermon, S. Denoising diffusion implicit models. In *9th International Conference on Learning Representations, ICLR, 2021a*.
- Song, Y. and Dhariwal, P. Improved techniques for training consistency models. *CoRR*, abs/2310.14189, 2023.
- Song, Y. and Ermon, S. Generative modeling by estimating gradients of the data distribution. In *Advances in Neural Information Processing Systems 32: Annual Conference on Neural Information Processing Systems 2019, NeurIPS, 2019*.
- Song, Y., Sohl-Dickstein, J., Kingma, D. P., Kumar, A., Ermon, S., and Poole, B. Score-based generative modeling through stochastic differential equations. In *9th International Conference on Learning Representations, ICLR 2021, Virtual Event, Austria, May 3-7, 2021*. OpenReview.net, 2021b.
- Song, Y., Dhariwal, P., Chen, M., and Sutskever, I. Consistency models. In *International Conference on Machine Learning, ICML, 2023*.
- TPUv5e. Google cloud tpu training. <https://cloud.google.com/tpu/docs/v5e-training>. Accessed: 2024-05-21.
- Wang, Z., Lu, C., Wang, Y., Bao, F., Li, C., Su, H., and Zhu, J. Prolificdreamer: High-fidelity and diverse text-to-3d generation with variational score distillation. *Advances in Neural Information Processing Systems*, 36, 2024.

- Xiao, Z., Kreis, K., and Vahdat, A. Tackling the generative learning trilemma with denoising diffusion gans. In *International Conference on Learning Representations*, 2021.
- Xu, Y., Gong, M., Xie, S., Wei, W., Grundmann, M., Hou, T., et al. Semi-implicit denoising diffusion models (siddms). *arXiv preprint arXiv:2306.12511*, 2023a.
- Xu, Y., Zhao, Y., Xiao, Z., and Hou, T. Ufogen: You forward once large scale text-to-image generation via diffusion gans. *arXiv preprint arXiv:2311.09257*, 2023b.
- Yan, H., Liu, X., Pan, J., Liew, J. H., Liu, Q., and Feng, J. Perflow: Piecewise rectified flow as universal plug-and-play accelerator. *arXiv preprint arXiv:2405.07510*, 2024.
- Yin, T., Gharbi, M., Zhang, R., Shechtman, E., Durand, F., Freeman, W. T., and Park, T. One-step diffusion with distribution matching distillation. *arXiv preprint arXiv:2311.18828*, 2023.

A Instant moment matching = matching expected teacher gradients

In section 3.2 we propose an *instantaneous* version of our moment matching loss that does not require alternating optimization of an auxiliary denoising model g_ϕ . This alternative version of our algorithm uses the loss in equation 8, which we reproduce here for easy readability:

$$L_{\text{instant}}(\eta) = \lim_{\lambda \rightarrow 0} \frac{1}{\lambda} L_{\phi(\lambda)}(\eta) = w(s) \tilde{\mathbf{x}}^T \text{sg} \left\{ \frac{\partial g_\theta(\mathbf{z}_s)}{\partial \theta} \Lambda \nabla_\phi L(\phi) \Big|_{\phi=\theta} \right\}, \quad (15)$$

where $\frac{\partial g_\theta(\mathbf{z}_s)}{\partial \theta}$ is the Jacobian of g_θ , and where $\nabla_\phi L(\phi)$ is evaluated on an independent minibatch from $\tilde{\mathbf{x}}$ and \mathbf{z}_s .

It turns out that this loss can be expressed as performing moment matching in teacher-parameter space rather than \mathbf{x} -space. Denoting the standard diffusion loss as $L_\theta(\mathbf{x}, \mathbf{z}_s) \equiv w(s) \|\mathbf{x} - g_\theta(\mathbf{z}_s)\|^2$, we can rewrite the term $\nabla_\phi L(\phi) \Big|_{\phi=\theta} = \nabla_\theta L_\theta(\tilde{\mathbf{x}}, g_\theta(\mathbf{z}_s))$ because the first term of $L(\phi)$ can be seen as a standard diffusion loss at θ for a generated $\tilde{\mathbf{x}}$, and the second term of $L(\phi)$ is zero when $\phi = \theta$. Further observe that $\nabla_\theta L_\theta(\mathbf{x}, \mathbf{z}_s) = 2w(s)(g_\theta(\mathbf{z}_s) - \tilde{\mathbf{x}})^T \frac{\partial g_\theta(\mathbf{z}_s)}{\partial \theta}$ which means that $\nabla_\eta \nabla_\theta L_\theta(\mathbf{x}, \mathbf{z}_s) = \nabla_\eta 2w(s) \tilde{\mathbf{x}}^T \frac{\partial g_\theta(\mathbf{z}_s)}{\partial \theta}$. Now letting $\tilde{L}_{\text{instant}}(\eta) = L_{\text{instant}}(\eta) + w(s) g_\theta(\mathbf{z}_s)^T \frac{\partial g_\theta(\mathbf{z}_s)}{\partial \theta} \nabla_\theta L_\theta(\mathbf{x}, \mathbf{z}_s)$ where the latter term is constant w.r.t. η , we can write instant moment-matching (Equation 15) as moment-matching of the teacher gradients where again stop gradients are again placed on \mathbf{z}_s :

$$\begin{aligned} \tilde{L}_{\text{instant}}(\eta) &\equiv \frac{1}{2} \|\mathbb{E}_{\mathbf{z}_t \sim q, \tilde{\mathbf{x}} = g_\eta(\mathbf{z}_t), \mathbf{z}_s \sim q(\mathbf{z}_s | \mathbf{z}_t, \tilde{\mathbf{x}})} \nabla_\theta L_\theta(\tilde{\mathbf{x}}, \text{sg}(\mathbf{z}_s))\|_\Lambda^2 & (16) \\ &= \frac{1}{2} \|\mathbb{E}_{\mathbf{z}_t \sim q, \tilde{\mathbf{x}} = g_\eta(\mathbf{z}_t), \mathbf{z}_s \sim q(\mathbf{z}_s | \mathbf{z}_t, \tilde{\mathbf{x}})} \nabla_\theta L_\theta(\tilde{\mathbf{x}}, \text{sg}(\mathbf{z}_s)) - \mathbb{E}_{\mathbf{x}, \mathbf{z}'_s \sim q} \nabla_\theta L_\theta(\mathbf{x}, \mathbf{z}'_s)\|_\Lambda^2, & (17) \end{aligned}$$

where we assume that the gradient of the teacher training loss is zero when sampling from the training distribution, $\mathbb{E}_{\mathbf{x}, \mathbf{z}'_s \sim q} \nabla_\theta L_\theta(\mathbf{x}, \mathbf{z}'_s) = 0$, which is true if the teacher attained a minimum of its training loss. Our instant moment matching variant is thus indeed equivalent to matching expected teacher gradients in parameter space.

B Experimental details

All experiments were run on TPUv5e, using 256 chips per experiment. For ImageNet we used a global batch size of 2048, while for text-to-image we used a global batch size of 512. The base models were trained for 1M steps, requiring between 2 days (Imagenet 64) to 2 weeks (text-to-image). We use the UViT architecture from Hooeboom et al. (2023). Configurations largely correspond to those in the appendix of Hooeboom et al. (2023), where we used their small model variant for our Imagenet experiments.

For Imagenet we distill the trained base models for a maximum of 200,000 steps, and for text-to-image we use a maximum of 50,000 steps. We report the best FID obtained during distillation, evaluating every 5,000 steps. We fix the random seed and data used in each evaluation to minimize biasing our results. We use the Adam optimizer (Kingma & Ba, 2014) with $\beta_1 = 0, \beta_2 = 0.99, \epsilon = 1e^{-12}$. We use learning rate warmup for the first 1,000 steps and then linearly anneal the learning rate to zero over the remainder of the optimization steps. We use gradient clipping with a maximum norm of 1. We don't use an EMA, weight decay, or dropout.

C More model samples




Figure 4: Random samples for random ImageNet classes at the 64×64 resolution, from our 8-step distilled model, using the alternating optimization version of our algorithm.




Figure 5: Random samples for a single ImageNet class at the 64×64 resolution, from our 8-step distilled model. Visualizing samples from a single class helps to assess sample diversity.




Figure 6: Random samples for random ImageNet classes at the 128×128 resolution from our 8-step distilled model, using the alternating optimization version of our algorithm.



Figure 7: Selected 8-step samples from our distilled text-to-image model.

D Relationship to score matching

When distilling a diffusion model using moment matching with alternating parameter updates (Section 3.1) the auxiliary denoising model $\hat{\mathbf{x}}_\phi$ is fit by minimizing $\mathbb{E}_{p_\eta} \|\tilde{\mathbf{x}} - \hat{\mathbf{x}}_\phi(\mathbf{z}_s)\|^2$, with \mathbf{z}_s and $\tilde{\mathbf{x}}$ sampled from our distilled model. In the one-step case this is equivalent to performing score matching, as $\tilde{\mathbf{x}} = g_\eta(\mathbf{z}_1)$ with $\mathbf{z}_1 \sim N(0, \mathbf{I})$, and $\mathbf{z}_s \sim q(\mathbf{z}_s|\tilde{\mathbf{x}})$ is sampled using forward diffusion starting from $\tilde{\mathbf{x}}$. Recall here that $q(\mathbf{z}_s|\tilde{\mathbf{x}}, \mathbf{z}_1) = q(\mathbf{z}_s|\tilde{\mathbf{x}})$ as \mathbf{z}_1 is pure noise, uncorrelated with \mathbf{z}_s . Upon convergence, we'll have that

$$(\alpha_s \hat{\mathbf{x}}_\phi(\mathbf{z}_s) - \mathbf{z}_s)/\sigma_s^2 = \mathbb{E}_{p_\eta(\tilde{\mathbf{x}}|\mathbf{z}_s)}[(\alpha_s \tilde{\mathbf{x}} - \mathbf{z}_s)/\sigma_s^2] = \nabla_{\mathbf{z}_s} \log p_\eta(\mathbf{z}_s) \quad \forall \mathbf{z}_s,$$

i.e. our auxiliary model will match the score of the marginal sampling distribution of the distilled model $p_\eta(\mathbf{z}_s)$ (because the optimal solution is $\hat{\mathbf{x}}_\phi(\mathbf{z}_s) = \mathbb{E}_{\tilde{\mathbf{x}} \sim p_\eta}[\tilde{\mathbf{x}}]$). In the multi-step case this equivalence does not hold, since the sampling distribution of \mathbf{z}_s depends on \mathbf{z}_t . Instead the proper *multistep score* is given by:

$$\nabla_{\mathbf{z}_s} \log p_\eta(\mathbf{z}_s) = \mathbb{E}_{p_\eta(\tilde{\mathbf{x}}, \mathbf{z}_t|\mathbf{z}_s)}[\nabla_{\mathbf{z}_s} \log p_\eta(\mathbf{z}_s|\tilde{\mathbf{x}}, \mathbf{z}_t)] \quad (18)$$

$$= \mathbb{E}_{p_\eta(\tilde{\mathbf{x}}, \mathbf{z}_t|\mathbf{z}_s)}[(\boldsymbol{\mu}_{t \rightarrow s}(\tilde{\mathbf{x}}, \mathbf{z}_t) - \mathbf{z}_s)/\sigma_{t \rightarrow s}^2], \quad (19)$$

$$\text{with } \sigma_{t \rightarrow s}^2 = \left(\frac{1}{\sigma_s^2} + \frac{\alpha_{t|s}^2}{\sigma_{t|s}^2}\right)^{-1} \text{ and } \boldsymbol{\mu}_{t \rightarrow s} = \sigma_{t \rightarrow s}^2 \left(\frac{\alpha_{t|s}}{\sigma_{t|s}^2} \mathbf{z}_t + \frac{\alpha_s}{\sigma_s^2} \tilde{\mathbf{x}}\right). \quad (20)$$

This expression suggests we could perform score matching by denoising towards $\boldsymbol{\mu}_{t \rightarrow s}(\tilde{\mathbf{x}}, \mathbf{z}_t)$, a linear combination of $\tilde{\mathbf{x}}$ and \mathbf{z}_t , rather than just towards $\tilde{\mathbf{x}}$. We tried this in early experiments, but did not get good results.

However, moment matching can still be seen to match the proper score expression (equation 19) *approximately*, if we assume that the forward processes match, meaning $p_\eta(\mathbf{z}_t|\mathbf{z}_s) \approx q(\mathbf{z}_t|\mathbf{z}_s)$. This then gives:

$$\nabla_{\mathbf{z}_s} \log p_\eta(\mathbf{z}_s) \approx \mathbb{E}_{p_\eta(\tilde{\mathbf{x}}|\mathbf{z}_s)q(\mathbf{z}_t|\mathbf{z}_s)}[(\boldsymbol{\mu}_{t \rightarrow s}(\tilde{\mathbf{x}}, \mathbf{z}_t) - \mathbf{z}_s)/\sigma_{t \rightarrow s}^2] \quad (21)$$

$$= \mathbb{E}_{p_\eta(\tilde{\mathbf{x}}|\mathbf{z}_s)q(\mathbf{z}_t|\mathbf{z}_s)} \left[\frac{\alpha_{t|s}}{\sigma_{t|s}^2} \mathbf{z}_t + \frac{\alpha_s}{\sigma_s^2} \tilde{\mathbf{x}} - \left(\frac{1}{\sigma_s^2} + \frac{\alpha_{t|s}^2}{\sigma_{t|s}^2}\right) \mathbf{z}_s \right] \quad (22)$$

$$= \mathbb{E}_{p_\eta(\tilde{\mathbf{x}}|\mathbf{z}_s)} \left[\frac{\alpha_{t|s}}{\sigma_{t|s}^2} \mathbf{z}_s + \frac{\alpha_s}{\sigma_s^2} \tilde{\mathbf{x}} - \left(\frac{1}{\sigma_s^2} + \frac{\alpha_{t|s}^2}{\sigma_{t|s}^2}\right) \mathbf{z}_s \right] \quad (23)$$

$$= \mathbb{E}_{p_\eta(\tilde{\mathbf{x}}|\mathbf{z}_s)} \left[\frac{\alpha_s}{\sigma_s^2} \tilde{\mathbf{x}} - \frac{1}{\sigma_s^2} \mathbf{z}_s \right] \quad (24)$$

$$= (\alpha_s \mathbb{E}_{p_\eta}[\tilde{\mathbf{x}}|\mathbf{z}_s] - \mathbf{z}_s)/\sigma_s^2. \quad (25)$$

When this is used to fit the auxiliary score $s_\phi(\mathbf{z}_s) = (\alpha_s \hat{\mathbf{x}}_\phi(\mathbf{z}_s) - \mathbf{z}_s)/\sigma_s^2$, it is equivalent to fitting $\hat{\mathbf{x}}_\phi(\mathbf{z}_s)$ against just $\tilde{\mathbf{x}}$, so under this approximation moment matching and score matching once again become equivalent.

If our distilled model has $p_\eta(\tilde{\mathbf{x}}|\mathbf{z}_t) = q(\tilde{\mathbf{x}}|\mathbf{z}_t)$, and if $\mathbf{z}_t \sim q(\mathbf{z}_t)$ (which is true during training), the approximation $p_\eta(\mathbf{z}_t|\mathbf{z}_s) \approx q(\mathbf{z}_t|\mathbf{z}_s)$ would become exact. Both multistep moment matching and multistep score matching thus have a fixed point that corresponds to the correct target distribution q . We currently do not have any results on guaranteeing when this fixed point is indeed attained for both methods, and exploring this further would make for useful future research. Note that in general $p_\eta(\mathbf{z}_t|\mathbf{z}_s) \neq q(\mathbf{z}_t|\mathbf{z}_s)$ until convergence, so during optimization moment matching and score matching indeed optimize different objectives.

E How different sampling algorithms average over model predictions

In Section 5 we note that our distilled models often improve over their teacher, and we speculate that this may be due to the way the student model averages over teacher predictions. In theory, predictions of the clean data at different diffusion times should be mutually consistent, but since the diffusion model is implemented with an unconstrained neural network this generally will not be the case in practice. Different sampling algorithms average over these predictions differently, which offers scope for improvement if a more optimal weighting can be found.

Sampling from a diffusion models consists of repeatedly predicting the clean data given an intermediate noisy data point. Ignoring the dependence between these predictions (earlier predictions determine the input of later predictions), we can say that the final sample is then a simple weighted average of these predictions. In Figure E we show how the standard ancestral (DDPM) sampler (Ho et al., 2020) and the deterministic DDIM sampler (Song et al., 2021a) perform this weighting, where our neural network uses the v -parameterization of Salimans & Ho (2022).

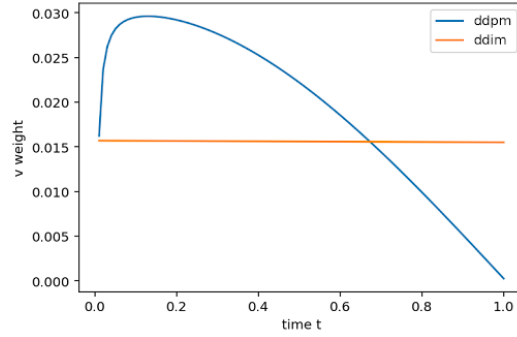


Figure 8: Implied weighting of v -predictions made during sampling in determining the final sample, for the DDPM and DDIM sampling algorithms.

NeurIPS Paper Checklist

1. Claims

Question: Do the main claims made in the abstract and introduction accurately reflect the paper's contributions and scope?

Answer: [Yes]

Justification: All claims are supported by experimental evidence.

Guidelines:

- The answer NA means that the abstract and introduction do not include the claims made in the paper.
- The abstract and/or introduction should clearly state the claims made, including the contributions made in the paper and important assumptions and limitations. A No or NA answer to this question will not be perceived well by the reviewers.
- The claims made should match theoretical and experimental results, and reflect how much the results can be expected to generalize to other settings.
- It is fine to include aspirational goals as motivation as long as it is clear that these goals are not attained by the paper.

2. Limitations

Question: Does the paper discuss the limitations of the work performed by the authors?

Answer: [Yes]

Justification: We're explicit about the limitations of automated metrics of image quality, and the need to do human evaluations in future work. We're also explicitly mentioning that other methods are currently better in the 1-step and 2-step regime.

Guidelines:

- The answer NA means that the paper has no limitation while the answer No means that the paper has limitations, but those are not discussed in the paper.
- The authors are encouraged to create a separate "Limitations" section in their paper.
- The paper should point out any strong assumptions and how robust the results are to violations of these assumptions (e.g., independence assumptions, noiseless settings, model well-specification, asymptotic approximations only holding locally). The authors should reflect on how these assumptions might be violated in practice and what the implications would be.
- The authors should reflect on the scope of the claims made, e.g., if the approach was only tested on a few datasets or with a few runs. In general, empirical results often depend on implicit assumptions, which should be articulated.
- The authors should reflect on the factors that influence the performance of the approach. For example, a facial recognition algorithm may perform poorly when image resolution is low or images are taken in low lighting. Or a speech-to-text system might not be used reliably to provide closed captions for online lectures because it fails to handle technical jargon.
- The authors should discuss the computational efficiency of the proposed algorithms and how they scale with dataset size.
- If applicable, the authors should discuss possible limitations of their approach to address problems of privacy and fairness.
- While the authors might fear that complete honesty about limitations might be used by reviewers as grounds for rejection, a worse outcome might be that reviewers discover limitations that aren't acknowledged in the paper. The authors should use their best judgment and recognize that individual actions in favor of transparency play an important role in developing norms that preserve the integrity of the community. Reviewers will be specifically instructed to not penalize honesty concerning limitations.

3. Theory Assumptions and Proofs

Question: For each theoretical result, does the paper provide the full set of assumptions and a complete (and correct) proof?

Answer: [Yes]

Justification: No formal theorems are included in the paper, but results like e.g. the equivalence between our method and Diff-Instruct in the 1-step case is fully derived in the paper.

Guidelines:

- The answer NA means that the paper does not include theoretical results.
- All the theorems, formulas, and proofs in the paper should be numbered and cross-referenced.
- All assumptions should be clearly stated or referenced in the statement of any theorems.
- The proofs can either appear in the main paper or the supplemental material, but if they appear in the supplemental material, the authors are encouraged to provide a short proof sketch to provide intuition.
- Inversely, any informal proof provided in the core of the paper should be complemented by formal proofs provided in appendix or supplemental material.
- Theorems and Lemmas that the proof relies upon should be properly referenced.

4. Experimental Result Reproducibility

Question: Does the paper fully disclose all the information needed to reproduce the main experimental results of the paper to the extent that it affects the main claims and/or conclusions of the paper (regardless of whether the code and data are provided or not)?

Answer: [Yes]

Justification: The description in the paper and technical appendix are enough to reproduce our main claim: Applying our distillation method on class-conditional ImageNet models yields 8-step samplers that match or outperform their teacher in FID. We are currently not able to share data, code, and some technical details needed to fully reproduce the text-to-image experiment.

Guidelines:

- The answer NA means that the paper does not include experiments.
- If the paper includes experiments, a No answer to this question will not be perceived well by the reviewers: Making the paper reproducible is important, regardless of whether the code and data are provided or not.
- If the contribution is a dataset and/or model, the authors should describe the steps taken to make their results reproducible or verifiable.
- Depending on the contribution, reproducibility can be accomplished in various ways. For example, if the contribution is a novel architecture, describing the architecture fully might suffice, or if the contribution is a specific model and empirical evaluation, it may be necessary to either make it possible for others to replicate the model with the same dataset, or provide access to the model. In general, releasing code and data is often one good way to accomplish this, but reproducibility can also be provided via detailed instructions for how to replicate the results, access to a hosted model (e.g., in the case of a large language model), releasing of a model checkpoint, or other means that are appropriate to the research performed.
- While NeurIPS does not require releasing code, the conference does require all submissions to provide some reasonable avenue for reproducibility, which may depend on the nature of the contribution. For example
 - (a) If the contribution is primarily a new algorithm, the paper should make it clear how to reproduce that algorithm.
 - (b) If the contribution is primarily a new model architecture, the paper should describe the architecture clearly and fully.
 - (c) If the contribution is a new model (e.g., a large language model), then there should either be a way to access this model for reproducing the results or a way to reproduce the model (e.g., with an open-source dataset or instructions for how to construct the dataset).
 - (d) We recognize that reproducibility may be tricky in some cases, in which case authors are welcome to describe the particular way they provide for reproducibility.

In the case of closed-source models, it may be that access to the model is limited in some way (e.g., to registered users), but it should be possible for other researchers to have some path to reproducing or verifying the results.

5. Open access to data and code

Question: Does the paper provide open access to the data and code, with sufficient instructions to faithfully reproduce the main experimental results, as described in supplemental material?

Answer: [No]

Justification: We are currently unable to share code but hope to be able to do so in the future. ImageNet data is publicly available, but we're not able to share the used text-to-image data.

Guidelines:

- The answer NA means that paper does not include experiments requiring code.
- Please see the NeurIPS code and data submission guidelines (<https://nips.cc/public/guides/CodeSubmissionPolicy>) for more details.
- While we encourage the release of code and data, we understand that this might not be possible, so “No” is an acceptable answer. Papers cannot be rejected simply for not including code, unless this is central to the contribution (e.g., for a new open-source benchmark).
- The instructions should contain the exact command and environment needed to run to reproduce the results. See the NeurIPS code and data submission guidelines (<https://nips.cc/public/guides/CodeSubmissionPolicy>) for more details.
- The authors should provide instructions on data access and preparation, including how to access the raw data, preprocessed data, intermediate data, and generated data, etc.
- The authors should provide scripts to reproduce all experimental results for the new proposed method and baselines. If only a subset of experiments are reproducible, they should state which ones are omitted from the script and why.
- At submission time, to preserve anonymity, the authors should release anonymized versions (if applicable).
- Providing as much information as possible in supplemental material (appended to the paper) is recommended, but including URLs to data and code is permitted.

6. Experimental Setting/Details

Question: Does the paper specify all the training and test details (e.g., data splits, hyperparameters, how they were chosen, type of optimizer, etc.) necessary to understand the results?

Answer: [Yes]

Justification: The paper contains a separate section on hyperparameter choices and a technical appendix with additional training/testing details.

Guidelines:

- The answer NA means that the paper does not include experiments.
- The experimental setting should be presented in the core of the paper to a level of detail that is necessary to appreciate the results and make sense of them.
- The full details can be provided either with the code, in appendix, or as supplemental material.

7. Experiment Statistical Significance

Question: Does the paper report error bars suitably and correctly defined or other appropriate information about the statistical significance of the experiments?

Answer: [No]

Justification: Since running these experiments is expensive, we were not able to accurately characterize error bars and statistical significance.

Guidelines:

- The answer NA means that the paper does not include experiments.

- The authors should answer "Yes" if the results are accompanied by error bars, confidence intervals, or statistical significance tests, at least for the experiments that support the main claims of the paper.
- The factors of variability that the error bars are capturing should be clearly stated (for example, train/test split, initialization, random drawing of some parameter, or overall run with given experimental conditions).
- The method for calculating the error bars should be explained (closed form formula, call to a library function, bootstrap, etc.)
- The assumptions made should be given (e.g., Normally distributed errors).
- It should be clear whether the error bar is the standard deviation or the standard error of the mean.
- It is OK to report 1-sigma error bars, but one should state it. The authors should preferably report a 2-sigma error bar than state that they have a 96% CI, if the hypothesis of Normality of errors is not verified.
- For asymmetric distributions, the authors should be careful not to show in tables or figures symmetric error bars that would yield results that are out of range (e.g. negative error rates).
- If error bars are reported in tables or plots, The authors should explain in the text how they were calculated and reference the corresponding figures or tables in the text.

8. Experiments Compute Resources

Question: For each experiment, does the paper provide sufficient information on the computer resources (type of compute workers, memory, time of execution) needed to reproduce the experiments?

Answer: [Yes]

Justification: The computational resources used are described in the appendix.

Guidelines:

- The answer NA means that the paper does not include experiments.
- The paper should indicate the type of compute workers CPU or GPU, internal cluster, or cloud provider, including relevant memory and storage.
- The paper should provide the amount of compute required for each of the individual experimental runs as well as estimate the total compute.
- The paper should disclose whether the full research project required more compute than the experiments reported in the paper (e.g., preliminary or failed experiments that didn't make it into the paper).

9. Code Of Ethics

Question: Does the research conducted in the paper conform, in every respect, with the NeurIPS Code of Ethics <https://neurips.cc/public/EthicsGuidelines>?

Answer: [Yes]

Justification: We complied with all guidelines.

Guidelines:

- The answer NA means that the authors have not reviewed the NeurIPS Code of Ethics.
- If the authors answer No, they should explain the special circumstances that require a deviation from the Code of Ethics.
- The authors should make sure to preserve anonymity (e.g., if there is a special consideration due to laws or regulations in their jurisdiction).

10. Broader Impacts

Question: Does the paper discuss both potential positive societal impacts and negative societal impacts of the work performed?

Answer: [NA]

Justification: This work presents a generic algorithm that contributes to improving the quality and cost of generative models in general, and we do not see any impact of this particular work that differs from the societal impact of the broader field of research. We do not release any model, code, or data that would benefit from implementing a mitigation strategy specific to this particular work.

Guidelines:

- The answer NA means that there is no societal impact of the work performed.
- If the authors answer NA or No, they should explain why their work has no societal impact or why the paper does not address societal impact.
- Examples of negative societal impacts include potential malicious or unintended uses (e.g., disinformation, generating fake profiles, surveillance), fairness considerations (e.g., deployment of technologies that could make decisions that unfairly impact specific groups), privacy considerations, and security considerations.
- The conference expects that many papers will be foundational research and not tied to particular applications, let alone deployments. However, if there is a direct path to any negative applications, the authors should point it out. For example, it is legitimate to point out that an improvement in the quality of generative models could be used to generate deepfakes for disinformation. On the other hand, it is not needed to point out that a generic algorithm for optimizing neural networks could enable people to train models that generate Deepfakes faster.
- The authors should consider possible harms that could arise when the technology is being used as intended and functioning correctly, harms that could arise when the technology is being used as intended but gives incorrect results, and harms following from (intentional or unintentional) misuse of the technology.
- If there are negative societal impacts, the authors could also discuss possible mitigation strategies (e.g., gated release of models, providing defenses in addition to attacks, mechanisms for monitoring misuse, mechanisms to monitor how a system learns from feedback over time, improving the efficiency and accessibility of ML).

11. Safeguards

Question: Does the paper describe safeguards that have been put in place for responsible release of data or models that have a high risk for misuse (e.g., pretrained language models, image generators, or scraped datasets)?

Answer: [NA]

Justification: No models or data are released.

Guidelines:

- The answer NA means that the paper poses no such risks.
- Released models that have a high risk for misuse or dual-use should be released with necessary safeguards to allow for controlled use of the model, for example by requiring that users adhere to usage guidelines or restrictions to access the model or implementing safety filters.
- Datasets that have been scraped from the Internet could pose safety risks. The authors should describe how they avoided releasing unsafe images.
- We recognize that providing effective safeguards is challenging, and many papers do not require this, but we encourage authors to take this into account and make a best faith effort.

12. Licenses for existing assets

Question: Are the creators or original owners of assets (e.g., code, data, models), used in the paper, properly credited and are the license and terms of use explicitly mentioned and properly respected?

Answer: [Yes]

Justification: We cite sources for public data (ImageNet) and for our base models (Simple Diffusion) and explicitly mention using licensed data for the text-to-image experiment, but we are not able to disclose full details on the latter.

Guidelines:

- The answer NA means that the paper does not use existing assets.
- The authors should cite the original paper that produced the code package or dataset.
- The authors should state which version of the asset is used and, if possible, include a URL.
- The name of the license (e.g., CC-BY 4.0) should be included for each asset.
- For scraped data from a particular source (e.g., website), the copyright and terms of service of that source should be provided.
- If assets are released, the license, copyright information, and terms of use in the package should be provided. For popular datasets, paperswithcode.com/datasets has curated licenses for some datasets. Their licensing guide can help determine the license of a dataset.
- For existing datasets that are re-packaged, both the original license and the license of the derived asset (if it has changed) should be provided.
- If this information is not available online, the authors are encouraged to reach out to the asset's creators.

13. New Assets

Question: Are new assets introduced in the paper well documented and is the documentation provided alongside the assets?

Answer: [NA]

Justification: No new assets are introduced.

Guidelines:

- The answer NA means that the paper does not release new assets.
- Researchers should communicate the details of the dataset/code/model as part of their submissions via structured templates. This includes details about training, license, limitations, etc.
- The paper should discuss whether and how consent was obtained from people whose asset is used.
- At submission time, remember to anonymize your assets (if applicable). You can either create an anonymized URL or include an anonymized zip file.

14. Crowdsourcing and Research with Human Subjects

Question: For crowdsourcing experiments and research with human subjects, does the paper include the full text of instructions given to participants and screenshots, if applicable, as well as details about compensation (if any)?

Answer: [NA]

Justification: No crowdsourcing and research with human subjects

Guidelines:

- The answer NA means that the paper does not involve crowdsourcing nor research with human subjects.
- Including this information in the supplemental material is fine, but if the main contribution of the paper involves human subjects, then as much detail as possible should be included in the main paper.
- According to the NeurIPS Code of Ethics, workers involved in data collection, curation, or other labor should be paid at least the minimum wage in the country of the data collector.

15. Institutional Review Board (IRB) Approvals or Equivalent for Research with Human Subjects

Question: Does the paper describe potential risks incurred by study participants, whether such risks were disclosed to the subjects, and whether Institutional Review Board (IRB) approvals (or an equivalent approval/review based on the requirements of your country or institution) were obtained?

Answer: [NA]

Justification: No human subjects

Guidelines:

- The answer NA means that the paper does not involve crowdsourcing nor research with human subjects.
- Depending on the country in which research is conducted, IRB approval (or equivalent) may be required for any human subjects research. If you obtained IRB approval, you should clearly state this in the paper.
- We recognize that the procedures for this may vary significantly between institutions and locations, and we expect authors to adhere to the NeurIPS Code of Ethics and the guidelines for their institution.
- For initial submissions, do not include any information that would break anonymity (if applicable), such as the institution conducting the review.