

---

# Learning 3D Garment Animation from Trajectories of A Piece of Cloth

---

Yidi Shao<sup>1</sup> Chen Change Loy<sup>1</sup>✉ Bo Dai<sup>2,3</sup>

<sup>1</sup>S-Lab, Nanyang Technological University

<sup>2</sup>The University of Hong Kong, <sup>3</sup>Shanghai Artificial Intelligence Laboratory

yidi001@e.ntu.edu.sg, ccloy@ntu.edu.sg, bdai@hku.hk




Figure 1: Given the observed piece of cloth as shown on the left, we aim to animate various garments inheriting the attributes from the observations as shown in the middle and right. We disentangle the garment-wise learning into two sub-tasks: 1) learning constitutive relations by our proposed EUNet; 2) animating diverse garments through energy optimization constrained by EUNet.

## Abstract

Garment animation is ubiquitous in various applications, such as virtual reality, gaming, and film production. Learning-based approaches obtain compelling performance in animating diverse garments under versatile scenarios. Nevertheless, to mimic the deformations of the observed garments, data-driven methods often require large-scale garment data, which are both resource-expensive and time-consuming. In addition, forcing models to match the dynamics of observed garment animation may hinder the potential to generalize to unseen cases. In this paper, instead of using garment-wise supervised learning we adopt a disentangled scheme to learn how to animate observed garments: 1) learning constitutive behaviors from the observed cloth; 2) dynamically animate various garments constrained by the learned constitutive laws. Specifically, we propose an Energy Unit network (EUNet) to model the constitutive relations in the form of energy. Without the priors from analytical physics models and differentiable simulation engines, EUNet is able to directly capture the constitutive behaviors from the observed piece of cloth and uniformly describes the change of energy caused by deformations, such as stretching and bending. We further apply the pre-trained EUNet to animate various garments based on energy optimizations. The disentangled scheme alleviates the need for garment data and enables us to utilize the dynamics of a piece of cloth for animating garments. Experiments show that EUNet effectively delivers the energy gradients due to the deformations. Models constrained by EUNet achieve more stable and physically plausible performance compared

---

✉ Corresponding Author.

with those trained in a garment-wise supervised manner. Code is available at [https://github.com/ftbabi/EUNet\\_NeurIPS2024.git](https://github.com/ftbabi/EUNet_NeurIPS2024.git).

## 1 Introduction

To create a realistic virtual world, it is crucial to ensure the clothes worn by digital humans have natural and faithful deformations similar to those in real life. Given its significance, garment animation has been extensively explored and applied in various fields, including filmmaking, virtual try-on, and gaming.

Recent deep-learning based methods [35, 2, 27, 22, 28] exhibit great potential in mimicking the dynamic patterns of the observed garments with compelling efficiency, generality and robustness. A common strategy of deep-learning based methods is to model garments as functions of SMPL-based human parametric models [35, 23, 2, 31, 4], which is inevitably limited to clothes of similar topologies of human bodies, such as T-shirt, failing to capture the dynamics of loose garments like dresses. To overcome such drawbacks of SMPL-based methods, there are attempts that adapt garment-specific designs [21, 20], and particle-based designs [28]. Nevertheless, to obtain similar deformation patterns as the observed garments, most existing deep-learning based methods require large-scale garment-wise datasets for training, which usually contains hundreds of samples, covering humans of various shapes and actions with garments of diverse topologies and materials. Collecting such a sophisticated dataset is both resource-expensive and laborious, especially when it is designed to ensure the generality and robustness of learned models, which may take months or even years to build. On the other hand, overly relying on a large-scale dataset may not be an efficient and effective way to obtain a good garment animation model that can generalize well to unseen garment topologies, human shapes and actions, as well as environmental factors.

To avoid the overhead and drawbacks of directly learning from large-scale garment-level datasets, in this paper we adopt a disentangled framework that learns to animate garments from *just a single piece of cloth*. A key observation is that while garments may vary in topologies, and their dynamics seem to be different given external forces, for garments and cloth made of the same material the constitutive relations, such as the stress-strain behaviors of elastic materials, remain consistent and are agnostic to garment topologies. Moreover, the dynamics of garments can also be defined as a time evolution problem constrained by both external forces and constitutive relations, which again is agnostic to garment topologies. Therefore, the task of mimicking garments' realistic dynamics is disentangled into two sub-tasks: 1) capturing the constitutive behaviors of some materials from a piece of cloth; 2) applying the learned constitutive laws to optimization-based scheme [9, 10] to dynamically animate garments made of the same material.

Learning constitutive laws is a non-trivial task. Domain experts design various analytical physics models to describe physical properties of certain materials, such as Piola Kirchhoff stress, bending model [6] by Bridson, and elastic models by St. Venant-Kirchhoff and neo-Hookean. Some methods [5, 34, 25, 11] take efforts to estimate the corresponding physics parameters, such as the Lamé constant in St. Venant-Kirchhoff elastic model, to fit the analytical models to observed materials, while others [33, 37, 30, 32, 13, 18, 15] tend to rely on these analytical physics models as priors and embed them in the formulations. However, there is no general standard to choose the most suitable physics model automatically, and existing models cannot cover all materials. As a result, methods relying on these physics models are limited in generality, especially when handling garments whose physical properties are unknown and difficult to measure.

In this paper, we propose Energy Unit Network (EUNet), a method that learns to describe the constitutive laws in the form of energy directly from the observed trajectories. Our EUNet is able to uniformly generate the energy gradients caused by different deformations from a cloth system with dissipation, such as the deformations of stretching and bending and the damping effects due to the air. Specifically, to achieve the topology-independent modeling of constitutive relations, EUNet predicts edge-wise energy units, of which the summations represent the garment-wise energy. Each energy unit consists of potential and dissipation energy units, which are predicted by two sub-networks in EUNet respectively. While the observed sequences are unable to provide explicit supervision of constitutive behaviors, we propose to estimate the systems' total energy, including the dissipation energy, between adjacent frames to extract the variations of cloth's energy. With the system-wise scalars as supervising signals, we train EUNet directly from the observed trajectories without the



need of analytical clothing models or differentiable simulators as prior. Since different deformations could lead to similar energy in total, the system-wise scalars may confuse EUNet to obtain plausible energy gradients. To further reduce the ambiguity and improve the accuracy of our EUNet, we build vertex-wise contrastive loss, which takes inspiration from the energy optimization [9] that the evolution of the dynamics follows the path minimizing the system’s total energy. Thus, we constrain the EUNet that the sampled vertex-wise disturbance, such as those caused by random noise, will lead to a larger energy in total. Once we obtain the pre-trained EUNet, we embed the predicted energy as a part of optimization-based physics loss [26, 10] to rollout the temporal evolution of garments.

The disentangled scheme and EUNet benefit garment animations in several aspects. First, the disentanglement enables us to use only a piece of cloth as training data to animate various garments, which is data-efficient compared with the large scale of garments dataset [2, 28]. Second, without auxiliaries of existing physics models as prior, such as St. Venant-Kirchhoff model that need extra estimations of the physics parameters to fit the target materials, EUNet is able to extract the constitutive laws directly from observed cloth and uniformly capture the potential energy derived from different deformations, such as stretching and bending. Third, since EUNet is agnostic to the topologies of clothes, EUNet can describe the deformation patterns of various garments, such as T-shirts and dresses, and naturally support the animation of different garments based on the energy optimization [26, 10]. Consequently, we bridge the gap between observing cloth and animating various garments inheriting the attributes of observed materials.

To train our EUNet, we collect the dynamics of a piece of square cloth made of common materials, i.e., silk, leather, cotton, and denim. The square cloth, whose corners on top are pinned, is initialized with random positions and deforms under the influence of gravity. To verify the quality of the animated garments constrained by our EUNet, we apply an optimization-based scheme [9, 26, 10] to solve the dynamic deformations. We compare with models trained in a garment-wise supervised manner on clothes of the same materials, and evaluate the Euclidean errors between the predictions and ground truth data. As shown in the experiment, models constrained by our EUNet delivers lower errors and physically plausible rollouts comparing with models trained directly in garment-wise manner, even for long-term predictions.

Our contributions can be summarized as follows: 1) we propose to learn the dynamics of observed garments through the disentangled scheme: learning constitutive relations and dynamically animating by energy optimizations; 2) we propose EUNet to directly capture the constitutive laws from observed trajectories using *just a single piece of cloth*; 3) we combine EUNet with optimization-based scheme to animate diverse types of garments inheriting the dynamic patterns from the observed cloth.

## 2 Related Work

**Learning-based Garment Animation.** Most existing methods model garments conditioned on the parameters of SMPL-based human bodies, including the human pose and shape [35, 2, 31, 4]. The over-reliance on the SMPL parameters inevitably leads to static models, which predict unique deformations for identical parameters of humans, garment-specific design [21, 23, 20], and limited generalization abilities to interact with obstacles beyond SMPL-based human models. While plausible deformations are obtained mostly on skinny garments, which have similar topologies as the underlying human bodies, previous work struggles in animating loose clothes. Extra designs are required to extend the human-dependent garment model to handle motions [27, 36] and loose garments [22]. Recently, by modeling the interactions among garments’ vertices, simulation-based methods [10, 28] achieve topology-independent design and are highly generalizable to unseen garments and obstacles. However, most existing approaches adopt supervised learning and demand large-scale data of high quality. While some methods [3, 26, 10] avoid the need for data by using physics priors from analytical clothing models, the dynamic behaviors of predicted garments are restricted within the space defined by the clothing models and unable to mimic observed cloth with attributes beyond the known physics prior.

In contrast, we apply the disentangled scheme of the supervised task and utilize only a piece of cloth as ground truth data to learn the constitutive relations from observations. Constrained by the learned EUNet, we can directly animate garments of diverse topologies inheriting the attributes of observed cloth.

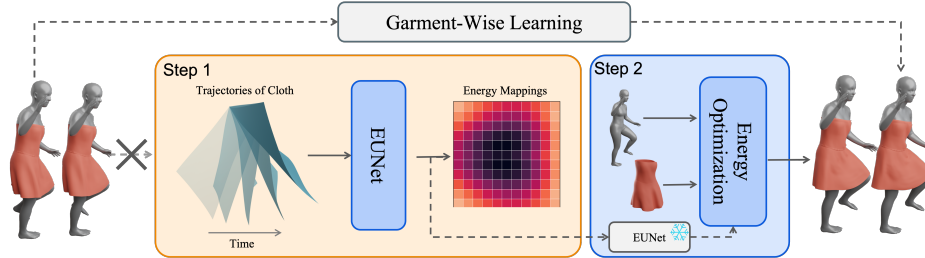


Figure 2: Overview of the disentangled learning scheme and our EUNet for garment animation. Unlike traditional garment-wise learning which relies on large scale of garment data, we first aim to capture the constitutive relations from the observed piece of cloth using our EUNet. Without the prior of analytical clothing models or differentiable simulator, EUNet is able to extract the potential energies of the cloth under different deformations, such as stretching and bending, directly from the observed trajectories in a system with dissipation. Secondly, given the external force sequences and the garment templates, we dynamically animate various garments based on the energy optimizations, where EUNet serves as material priors. As a result, we can animate garments that inherit the attributes, such as the stiffness, from the observed cloth, and achieve robust and physically plausible animations.

**Constitutive Laws.** Constitutive laws describe the materials’ reactions towards external stimuli, such as the potential energy or forces caused by deformations, and have been ubiquitous in the physics study: elasticity [1], plasticity [8], and fluid [7]. A common practice [5, 34, 25, 11] to mimic objects’ constitutive behaviors is estimating physics parameters to fit the analytical physics models to the observed materials, such as predicting the lame constant in St. Venant-Kirchhoff elastic model. Other learning-based approaches [29, 33, 37, 30, 32, 13, 18, 15, 17] adopt analytical models as known physics priors, which are used to generate labeled data or embedded as part of the formulations. In addition, some methods [19] depend on differentiable particle-based physics engines to enable the training. In this paper, we focus on the elasticity behaviors of clothes represented by meshes. Unlike previous learning-based methods determined by analytical models or differentiable simulation engines, we formulate our constitutive relations constrained by general physics laws, such as the Lagrangian mechanism, enabling the training directly from observed data in a generic manner.

**Incremental Potential.** Discretizing in time, the evolution of the objects’ states, such as the positions and velocities, can be solved by minimizing the incremental potential of the system [12, 14, 16]. Recent methods [26, 10] follow the scheme and formulate a set of physics-based loss terms. Since minimizing the loss terms is equivalent to resolving the optimization problem, neural networks can serve as robust and differentiable tools to solve equations constrained by the incremental potential. In this paper, the constitutive laws learned by EUNet can be seamlessly embedded as part of the incremental potential, enabling to animate garments with attributes captured by our EUNet.

### 3 Methodology

The objective of mimicking the observed garment dynamics is to minimize the discrepancies between the predicted clothes and ground truth data under external forces, such as the motions of human bodies. In other words, the task seeks to capture the intrinsic deformation patterns of the observed garments, such as the stress-strain behaviors, which are independent of external influences. To achieve this, as shown in Figure 2, we disentangle the task into 1). learning the constitutive behaviors of several materials and 2). dynamically animating garments constrained by the learned laws through energy optimization. In Section 3.1, we introduce the required data for training, which consists of the trajectories of just pieces of cloth instead of the whole garment. Next, in Section 3.2, we direct the attention to our EUNet which captures the constitutive behaviors from the observed cloths. Most importantly, we propose a generic scheme to model the cloth’s energy, without the need for an analytical clothing model or differentiable simulation engine. Finally, in Section 3.3, we describe the dynamic animations of garments constrained by our EUNet.

#### 3.1 Data of A Piece of Cloth

Since constitutive laws are agnostic to the topologies, the dynamics observed in a piece of cloth are consistent with those exhibited by entire garments. Therefore, we select a square piece of cloth as the

subject of our observations, which is easier to design and more efficient to collect compared with garments. Specifically, we select clothes made of several materials typical in real life: silk, leather, denim, and cotton. We pin the cloth’s two corners on top as shown in Figure 1. With randomly initialized positions and velocities, the cloth moves and deforms under the influence of gravity. The cloth dynamics are synthesized using Blender<sup>0</sup>. More details about the data can be found in the Appendix.

### 3.2 Capturing Constitutive Laws

**Problem Formulations.** We denote the mesh-based cloth with triangulated faces at time  $t$  by  $M^t = \{\mathbf{X}^t, \mathbf{E}\}$ , where  $\mathbf{X}^t = \{\mathbf{x}_i^t\}_{i=1}^N$  are the positions for  $N$  vertices, and  $\mathbf{E}$  is the un-directed edges of the mesh. The rest state of the cloth, which is the template, is denoted by  $\bar{M} = \{\bar{\mathbf{X}}, \mathbf{E}\}$ . The cloth’s attributes, such as the stiffness, are represented by  $\mathbf{a}$ . Given observed trajectories of cloth  $\{M^t\}_{t=0}^T$ , we aim to predict the cloth’s energy at time  $t$  by

$$\Phi(\mathbf{X}^t, \mathbf{X}^{t-1}, \bar{\mathbf{X}}, \mathbf{E}, \mathbf{a}) = \Phi_p(\mathbf{X}^t, \bar{\mathbf{X}}, \mathbf{E}, \mathbf{a}) + \Phi_d(\mathbf{X}^t - \mathbf{X}^{t-1}, \mathbf{E}, \mathbf{a}). \quad (1)$$

$\Phi_p(\cdot)$  is the potential energy describing the constitutive behaviors of the cloth, whereas  $\Phi_d(\cdot)$  is the dissipation energy caused by the damping effects in the dynamic process. For simplification, we represent the potential energy at time  $t$  by  $\Phi_p^t$  and the corresponding dissipation energy  $\Phi_d^t$  in the following sections.

**Supervised Learning of Constitutive Behaviors.** Instead of modeling the constitutive relations conditioned on the entire cloth, we decompose the mesh-level energy  $\Phi(\cdot)$  into edge-wise energy units  $\phi(\cdot)$ , which are modeled by our EUNet as follows:

$$\Phi_p^t = \sum_{e_{ij} \in \mathbf{E}} \phi_p(\Delta l_{e_{ij}}^t, \Delta \theta_{e_{ij}}^t, \mathbf{a}), \quad (2)$$

$$\Phi_d^t = \sum_{e_{ij} \in \mathbf{E}} \gamma_{ij}^t \phi_d\left(\left\|\frac{\mathbf{x}_i^t + \mathbf{x}_j^t}{2h} - \frac{\mathbf{x}_i^{t-1} + \mathbf{x}_j^{t-1}}{2h}\right\|_2, \mathbf{a}\right), \quad (3)$$

where  $\Delta l_{e_{ij}}^t = l_{e_{ij}}^t - \bar{l}_{e_{ij}}$  are the length differences between deformed edge  $l_{e_{ij}}^t$  at time  $t$  and template edge  $\bar{l}_{e_{ij}}$ .  $\Delta \theta_{e_{ij}}^t = [\alpha_{e_{ij}}^t, \beta_{e_{ij}}^t] - [\bar{\alpha}_{e_{ij}}, \bar{\beta}_{e_{ij}}]$ , where  $[\alpha_{e_{ij}}^t, \beta_{e_{ij}}^t]$  and  $[\bar{\alpha}_{e_{ij}}, \bar{\beta}_{e_{ij}}]$  represent the relative angles between  $i$ -th and  $j$ -th vertex normals in deformed states and rest states respectively. In practice, we represent all angles  $\theta$  by  $[\cos \theta, \sin \theta]$  for convenience.  $\gamma_{ij}^t$  is the summation of the areas of the faces with a common edge  $e_{ij}$ .  $h$  is the time interval between adjacent frames. Please refer to the Appendix for more details.

The decomposition into energy units holds several advantages. Firstly, the edge-wise representations are agnostic to topologies and highly generalizable, enabling us to utilize simple cloth mesh for learning and directly apply it to various types of garments. Secondly, by conditioning  $\phi_p(\cdot)$  on both the lengths and angles, EUNet can detect possible deformations and corresponding potential energy caused by different types of forces in a unified manner. For example, the changes in the edge length allow EUNet to approximate the stretching forces, while the angle variations enable EUNet to perceive the surface bending. Here,  $\phi_d(\cdot)$  captures the air damping effects based on the velocities and scales according to the area of the adjacent faces, preventing the collapse of EUNet as demonstrated in the experiments. In addition, EUNet is translation- and rotation-equivalent as the inputs are invariant under different transformations.

To train our EUNet, we start with the approximation of the system’s total energy between frames at  $t + 1$  and  $t$  as follows:

$$T_i^t = \frac{1}{2} m_i (\mathbf{v}_i^t)^\top \mathbf{v}_i^t, \quad V_{g,i}^t = -m_i \mathbf{g}^\top \mathbf{x}_i^t \quad (4)$$

$$\sum_i (T_i^t + V_{g,i}^t) + V_p^t = \sum_i (T_i^{t+1} + V_{g,i}^{t+1}) + V_p^{t+1} + V_d^{t+1}, \quad (5)$$

where  $m_i$  and  $\mathbf{v}_i^t$  are the mass and velocity of the vertex  $i$ ,  $\mathbf{g}$  is the gravity,  $V_p$  and  $V_d$  are the potential energy and dissipation energy, respectively. In discrete systems, we estimate the velocities

<sup>0</sup><https://www.blender.org/>

by  $\mathbf{v}_i^t = (\mathbf{x}_i^t - \mathbf{x}_i^{t-1})/h$ . Due to the presence of damping effects, part of the energy possessed by the cloth at time  $t$  is converted into the dissipation energy at  $t + 1$  as shown in Equation 5. Thus, we can extract the change of the cloth's energy as follows:

$$V_p^{t+1} + V_d^{t+1} - V_p^t = - \sum_i (T_i^{t+1} + V_{g,i}^{t+1}) + \sum_i (T_i^t + V_{g,i}^t), \quad (6)$$

During training, we sample pairs of adjacent frames, namely  $t + 1$  and  $t$ , and apply square error to train our EUNet as follows:

$$\Delta V_\Phi = \Phi_p^{t+1} + \Phi_d^{t+1} - \Phi_p^t, \quad \Delta V = V_p^{t+1} + V_d^{t+1} - V_p^t, \quad (7)$$

$$\mathcal{L}_{\text{sup}} = (\Delta V_\Phi - \Delta V)^2. \quad (8)$$

**Vertex-Wise Contrastive Loss.** Through the approximation, we obtain system-wise scalars as supervision signals, which are the changes of potential energy and the dissipation energy. However, different combinations of deformations may result in similar energy potentials in total, leading to the loss of accuracy of EUNet. To improve the robustness and generalization ability of EUNet, we construct the vertex-wise contrastive loss through the analysis of the equilibrium of the system. According to backward-Euler commonly used in simulating clothes [9, 26, 10], the forward evolution of dynamics follows:

$$m_i \frac{\mathbf{x}_i - \mathbf{x}_i^t - h\mathbf{v}_i^t}{h^2} - m_i \mathbf{g} + \frac{\partial \Phi}{\partial \mathbf{x}_i} = 0. \quad (9)$$

Equivalently [9], the updates of the dynamics result from minimizing the constructed energy

$$K(\mathbf{x}_i, \hat{\mathbf{x}}_i) = \frac{1}{2h^2} m_i (\mathbf{x}_i - \hat{\mathbf{x}}_i)^\top (\mathbf{x}_i - \hat{\mathbf{x}}_i), \quad V_g(\mathbf{x}_i) = -m_i \mathbf{g}^\top \mathbf{x}_i \quad (10)$$

$$E(\mathbf{x}) = \sum_i K(\mathbf{x}_i, \hat{\mathbf{x}}_i) + \sum_i V_g(\mathbf{x}_i) + \Phi, \quad (11)$$

where  $\hat{\mathbf{x}}_i^t = \mathbf{x}_i^t + h\mathbf{v}_i^t$ . In other words, by assuming that the ground truth trajectory minimizes the system's energy, any disturbance in the system leads to an increase in total energy. Therefore, for the given trajectory  $\mathbf{X}^t, \mathbf{X}^{t-1}$  and random disturbance  $\Delta \mathbf{X}$ , the system's energy becomes a function of our EUNet  $\Phi$  and satisfies,

$$E(\Phi; \mathbf{X}^t + \Delta \mathbf{X}) - E(\Phi; \mathbf{X}^t) > 0. \quad (12)$$

To further deduce the vertex-wise relations, we expand the last term in Equation 9. Since the vertex normals are part of the inputs, the change of  $\mathbf{x}_i$  affects the vertex normals of the nearest neighborhood vertices  $j \in \mathcal{N}_i$ , leading to energy variations in edges involving vertices from  $\mathcal{N}_i$ :

$$\frac{\partial \Phi}{\partial \mathbf{x}_i} = \sum_{j \in \mathcal{N}_i} \sum_{k \in \mathcal{N}_j} \frac{\partial \phi_{e_{jk}}}{\partial \mathbf{x}_i}. \quad (13)$$

More details about the energy variations can be found in the Appendix. Similarly, we construct the vertex-wise energy term so that minimizing the per-vertex energy is equivalent to solving Equation 9

$$E(\mathbf{x}_i) = K(\mathbf{x}_i, \hat{\mathbf{x}}_i) + V_g(\mathbf{x}_i) + \sum_{j \in \mathcal{N}_i} \sum_{k \in \mathcal{N}_j} \phi_{e_{jk}}, \quad (14)$$

where the disturbed set of vertices  $i \in \mathcal{N}^*$  are selected so that the minimum distances between vertices are no less than four hops and the rest of the vertices remain unchanged. The per-vertex constraint given ground truth trajectory and disturbance becomes as follows:

$$E(\Phi; \mathbf{x}_i^t + \delta \mathbf{x}) - E(\Phi; \mathbf{x}_i^t) > 0, \quad i \in \mathcal{N}^* \quad (15)$$

During training, we apply the square error to constrain EUNet with Equation 15 by  $\mathcal{L}_{\text{con}}$  and construct our final loss term  $\mathcal{L}$  as follows:

$$\mathcal{L}_{\text{con}} = \sum_{i \in \mathcal{N}^*} \min(E(\Phi; \mathbf{x}_i^t + \delta \mathbf{x}) - E(\Phi; \mathbf{x}_i^t), 0)^2, \quad (16)$$

$$\mathcal{L} = \mathcal{L}_{\text{sup}} + \lambda \mathcal{L}_{\text{con}}, \quad (17)$$

where  $\lambda$  is a hyperparameter to adjust the weight of vertex-wise contrastive loss.

Table 1: We report the mean and standard deviations of the square errors as indicated in Equation 8. We exhibit the impacts of our dissipation unit  $\Phi_d$  and contrastive loss  $\mathcal{L}_{con}$ . Both of the components enable EUNet to obtain lower errors and smaller standard deviations, leading to higher accuracy and generalization ability.

Configuration	Overall	Silk	Leather	Denim	Cotton
EUNet	<b>85.74±543.06</b>	<b>0.94±4.44</b>	<b>136.32±839.49</b>	<b>201.63±670.55</b>	2.67±8.49
EUNet w/o $\Phi_d$	211.76±1052.02	3.51±12.73	219.80±909.07	601.40±1819.94	14.06±36.50
EUNet w/o $\mathcal{L}_{con}$	101.11±671.72	0.96±6.57	169.45±1020.94	230.34±852.87	<b>2.38±6.31</b>

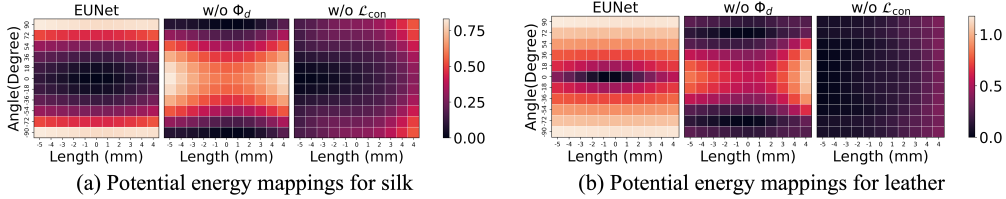


Figure 3: Visualization of the potential energies predicted by our EUNet either without the dissipation energy branch  $\Phi_d$  or the contrastive loss term  $\mathcal{L}_{con}$ . We sample the materials of silk and leather for demonstration, and change both the edge length and angles between vertex normals to verify the energy gradients caused by stretching and bending. Since silk is easier to bend, the energy gradients caused by different angles are smaller than those of leather. Both the dissipation energy branch and the contrastive loss enable EUNet to obtain reasonable energy gradients due to the deformations.

### 3.3 Dynamic Animation

Once our EUNet is trained, we obtain an energy function describing the constitutive relations together with the dissipation from the observed cloth in a unified manner. Following existing work [26, 10], we solve the dynamics of garments in a neural-network manner, where we apply our learned EUNet as a constrain through the loss term:

$$\mathcal{L}_{dynamic} = \mathcal{L}_{inertia} + \mathcal{L}_{gravity} + \mathcal{L}_{collision} + \mathcal{L}_{external} + \mathcal{L}_{\Phi}. \quad (18)$$

Specifically,  $\mathcal{L}_{external} = -\sum_i \mathbf{f}_i^T \mathbf{x}_i$  is the energy introduced by constant external force  $\mathbf{f}_i$  applied to each vertex  $i$ ,  $\mathcal{L}_{\Phi} = \Phi$  is the energy predicted by our EUNet.

Since minimizing the total loss Equation 18 is equivalent to solving the motion equations constrained by backward Euler and our EUNet, the dynamic model can learn the garments' dynamics without any further data and simultaneously inherits the constitutive relations from the observed clothes. More details about the physics loss and the dynamic model can be found in the Appendix.

## 4 Experiments

### 4.1 Learning Constitutive Laws

As mentioned in Section 3.1, we generate 800 sequences of different clothes for training and 200 sequences for test, with a length of 30 frames for each sequence. The cloth is made of 4 types of materials typical in real life: silk, leather, denim, and cotton. The squared cloth is represented by mesh with 484 vertices and 1.4k edges. To build our EUNet, we apply four blocks of multi-layer perceptron (MLP) with dimensions 128. Each block of MLP consists of 2 fully connected layers. As for the contrastive loss in Equation 16, we apply randomly sampled noises from 10 normal distributions, whose standard deviation ranging from  $\sigma/10$  to  $\sigma$ . Since the noises are small and only 10% of nodes are sampled for disturbance, the contrastive loss is relatively small. Thus, we set  $\lambda = 10^6$  to ensure sufficient regularization. We adopt the Adam optimizer with an initial learning rate of 0.0002, with a decreasing factor of 0.5 every four epochs. The batch size is set to 4. We train our model for six epochs on V100.

We investigate the effectiveness of our EUNet and the impact of the dissipation energy unit  $\Phi_d$  as well as the contrastive loss in Equation 16. Specifically, we evaluate the change of energy as indicated in Equation 8. The final quantitative results are the mean of errors from all adjacent frames as shown in Table 1. In addition, we further visualize the potential energy mappings predicted by



Table 2: Euclidean error (mm) on sampled Cloth3D [2] with sequence length of 80 frames. The garment-to-human collision rates are displayed under **Collision**. We use the garment-wise learning pipeline to train MGN [24] and LayersNet [28]. We further train a simulator based on MGN constrained by Saint Venant Kirchhoff (StVK) elastic model and the bending model as mentioned in [26], which is denoted by MGN-S+PHYS. In addition, based on the disentangled scheme, we combine our EUNet with energy optimization scheme and train models denoted by MGN-S+EUNet and MGN-H+EUNet, where MGN-H is the hierarchical graph neural network adopted in HOOD[10]. Simulators constrained by our EUNet achieve superior performance without access to the ground truth garments.

Methods	Tshirt	Jumpsuit	Dress	Overall	Collision(%)
MGN [24]	183.40±149.59	150.52±131.04	214.07±231.00	170.34±170.92	17.72±7.23
LayersNet [28]	114.74±97.54	80.96±27.69	108.06±69.74	92.72±60.93	14.61±6.71
MGN-S+PHYS	68.03±21.86	127.07±45.56	103.72±62.30	106.63±55.48	2.82±1.61
HOOD [10]	73.75±14.82	90.94±20.43	<b>92.57±43.26</b>	84.85±29.93	0.46±0.99
MGN-S+EUNet (Ours)	<b>56.57±19.87</b>	69.63±15.82	156.16±87.03	89.71±147.83	<b>0.12±0.12</b>
MGN-H+EUNet (Ours)	66.70±27.66	<b>56.12±22.98</b>	92.83±52.29	<b>66.39±39.36</b>	0.44±0.48

EUNet in Figure 3, indicating the constitutive relations resulting from stretching and bending. For the visualized potential energy unit, we vary the angles between vertex normals from -90 to 90 degree and increase the values of  $\Delta l_e$  from -5mm to 5mm.

As shown in Table 1, our EUNet obtains low errors in predicting the cloth’s energy with 1.4k energy units, suggesting the effectiveness of capturing the constitutive behaviors. Both the dissipation energy  $\Phi_d$  and the contrastive loss  $\mathcal{L}_{con}$  assist EUNet in reducing the quantitative errors.

Moreover, the visualized potential energy mappings in Figure 3 further demonstrate the accuracy of the predictions and the impacts of the two components. A reasonable potential energy mapping typically has the zero point in the rest state and shows an increase in energy with greater deformations. We sample two typical materials, silk and leather, for demonstration. Generally, since silk bends more easily than leather, the energy gradient of silk is smaller than that of leather. The dissipation energy unit is crucial in helping the model obtain reasonable gradients based on deformations, preventing the entanglement of damping effects with potential energy. For example, the energy increases as the bending angles increase. While the loss term  $\mathcal{L}_{con}$  also leads to reasonable gradients, it is more effective in preventing model collapse. Both components contribute to generating reasonable constitutive relations, demonstrating the effectiveness and robustness of our EUNet.

## 4.2 Animating Garments

To further verify our EUNet and the disentangled scheme to learn garments, we evaluate the animations constrained by EUNet on ground truth garments from Cloth3D [2]. Since garments in Cloth3D are also made of silk, leather, denim, and cotton, the constitutive behaviors of the garments and our observed clothes are the same, leading to consistent dynamic deformations given external forces. Therefore, animations constrained by our EUNet should have similar dynamic sequences as the ground truth garments. We measure the Euclidean errors between the ground truth garments and the predictions for each frames, and report the mean and standard deviations of the errors. We also report the collision rates to demonstrate the plausibility of the predictions. The collision rates are obtained by calculating the number of penetrated vertices over the whole garment vertices. The errors for one sequence are averaged over frames. The final results are the mean of errors from all sequences.

As mentioned in Section 3.3, we obtain the garment animations constrained by EUNet through neural network-based simulators, which are MeshGraphNet (MGN-S) [24] and hierarchical graph neural network (MGN-H) adopted in HOOD [10]. We denote the simulator constrained by our EUNet as MGN-S+EUNet and MGN-H+EUNet in the following. We first compare models with garment-wise learning pipelines, which utilize the mean square errors and collision loss as mentioned in previous work [28] and train two baselines: MGN and LayersNet [28]. Notice that the MGN and MGN-S mentioned above have the same structures. Both MGN and LayersNet are trained using 50K frames of data from Cloth3D, with garments consist of 4k to 11k vertices. In addition, to compare the effectiveness of our EUNet with the analytical clothing model, we further train another simulator, which we denote by MGN-S+PHYS, constrained by the Saint Venant Kirchhoff (StVK) elastic model and the bending model as mentioned in [26]. Besides, we follow the work [10] to train the HOOD for comparisons. To ensure a fair comparison, we build a mini-network to estimate the material

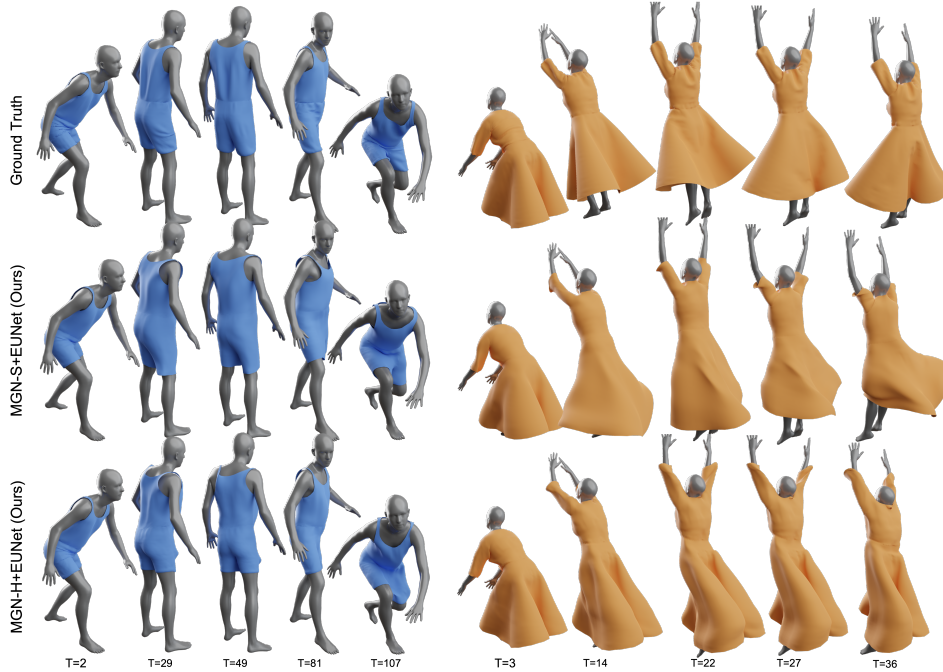


Figure 4: Qualitative results by our disentangled training scheme. We train MGN-S and MGN-H constrained by our EUNet through energy optimization scheme. Since the observed cloth to train EUNet is made of the same materials as the ground truth garments, the constitutive relations captured by EUNet are consistent with the ground truth data. As a result, MGN-S and MGN-H constrained by EUNet deliver similar deformation patterns as the ground truth garments without accessing any garment data. Even in long-term predictions, we can obtain plausible wrinkles, which are difficult for models trained in a garment-wise learning pipeline, and robust interactions with the human body.

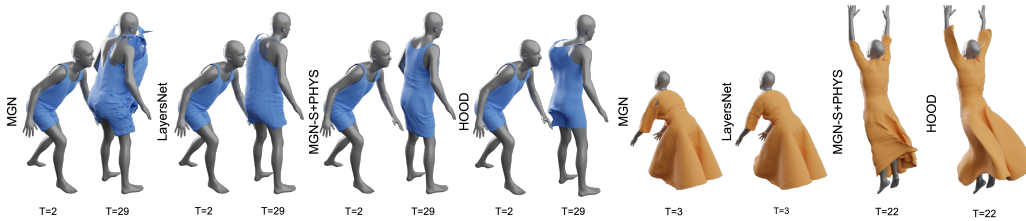


Figure 5: Qualitative results of garment animations by baselines. While the garment-wise learning scheme enables the baselines to obtain reasonable predictions within a short period of time, the errors increase for long-term predictions. Though we estimate the physics parameters required by the analytical clothing models, MGN+PHYS and HOOD generate overly soft garments and struggle to mimic the deformations of the ground truth data.

parameters required for the analytical clothing model to fit garments in Cloth3D, such as the Lamé constants for the StVK elastic model. All models are tested using 10K frames of data from Cloth3D. We report the quantitative results in Table 5, and qualitative results in both Figure 4 and Figure 5. More details about the models can be found in the Appendix.

As shown in Table 5, our EUNet enables the MGN-S and MGN-H to accomplish superior performance compared to models trained through garment-wise learning in most cases, resulting in lower Euclidean errors and collision rates. Furthermore, MGN-S+EUNet and MGN-H+EUNet obtains higher accuracy than MGN-S+PHYS and HOOD constrained by the analytical clothing model, suggesting that our EUNet is more effective in capturing the observed constitutive laws than *fine-tuning the physics parameters* of analytical clothing model.

As shown in Figure 5, models trained garment-wise obtain faithful predictions in short sequences but tend to generate more artifacts as the sequence length increases due to the accumulated errors. Though the baselines are trained with the given ground truth data, they struggle to determine the relations between constitutive behaviors and dynamic laws. In contrast, as shown in Figure 4, MGN-S and

MGN-H constrained by EUNet achieve faithful deformations similar to the ground truth garments, suggesting the efficacy of our EUNet in capturing the constitutive relations. Moreover, since we adopt the disentangled training strategy, MGN-S+EUNet and MGN-H+EUNet are able to inherit the robustness from the energy optimization scheme and maintains stable and reasonable animations even for long-term predictions.

In addition, MGN-S+PHYS and HOOD, which are constrained by the analytical models, obtain overly soft behaviors of garments as shown in Figure 5. Though we estimate the physics parameters needed by the analytical models from the observed clothes, they struggles to deliver the constitutive behaviors of the ground truth garments, suggesting the gap between the analytical clothing model and the observed materials. On the contrary, MGN-S and MGN-H constrained by our EUNet achieve faithful animations with similar deformation patterns of the ground truth, indicating that our EUNet effectively captures the constitutive laws from the observations.

## 5 Conclusion

In this paper, we apply the disentangled scheme for learning garment animations into capturing constitutive relations from observations and dynamic animations based on energy optimizations. We deduce the variations of cloth energy from the trajectories to train our EUNet, which consist of potential energy unit and dissipation energy unit in topology independent design. To improve the accuracy and robustness of EUNet, we introduce disturbance to the sampled vertices in equilibrium state and constrain EUNet by vertex-wise contrastive loss. With the pre-trained EUNet, we can animate garments of diverse topologies based on the energy optimization, where EUNet serves as the material priors in the form of energy term. Consequently, we achieve more stable and physically plausible garment animations comparing with the baselines. The disentangled scheme alleviates the requirements of large scale of data, and combines the strong abilities of mimicking by EUNet with robust capabilities of predicting dynamic evolution through energy optimization.

**Acknowledgement.** This study is supported under the RIE2020 Industry Alignment Fund Industry Collaboration Projects (IAF-ICP) Funding Initiative, as well as cash and in-kind contributions from the industry partner(s). It is also supported by Singapore MOE AcRF Tier 2 (MOE-T2EP20221-0011) and partially funded by the Shanghai Artificial Intelligence Laboratory.

## References

- [1] Ellen M Arruda and Mary C Boyce. A three-dimensional constitutive model for the large stretch behavior of rubber elastic materials. *JMPS*, 1993. 4
- [2] Hugo Bertiche, Meysam Madadi, and Sergio Escalera. CLOTH3D: Clothed 3D humans. In *ECCV*, 2020. 2, 3, 8, 21
- [3] Hugo Bertiche, Meysam Madadi, and Sergio Escalera. PBNS: physically based neural simulation for unsupervised garment pose space deformation. *TOG*, 2021. 3
- [4] Hugo Bertiche, Meysam Madadi, Emilio Tylson, and Sergio Escalera. Deepsd: Automatic deep skinning and pose space deformation for 3d garment animation. In *ICCV*, 2021. 2, 3
- [5] Kiran S. Bhat, Christopher D. Twigg, Jessica K. Hodgins, Pradeep K. Khosla, Zoran Popovic, and Steven M. Seitz. Estimating cloth simulation parameters from video. In *SIGGRAPH*, 2003. 2, 4
- [6] Robert Bridson, Sebastian Marino, and Ron Fedkiw. Simulation of clothing with folds and wrinkles. In *SIGGRAPH*, 2005. 2
- [7] Raj P Chhabra. *Bubbles, drops, and particles in non-Newtonian fluids*. CRC press, 2006. 4
- [8] Daniel Charles Drucker and William Prager. Soil mechanics and plastic analysis or limit design. *Quarterly of applied mathematics*, 1952. 4
- [9] Theodore F. Gast, Craig A. Schroeder, Alexey Stomakhin, Chenfanfu Jiang, and Joseph M. Teran. Optimization integrator for large time steps. *TVCG*, 2015. 2, 3, 6
- [10] Artur Grigorev, Michael J. Black, and Otmar Hilliges. HOOD: hierarchical graphs for generalized modelling of clothing dynamics. In *CVPR*, 2023. 2, 3, 4, 6, 7, 8, 13, 14, 15
- [11] Eunjung Ju, Kwang-Yun Kim, Sungjin Yoon, Eungjune Shim, Gyoo-Chul Kang, Phil Sik Chang, and Myung Geol Choi. Estimating cloth simulation parameters from tag information and cusick drape test. *CGF*, 2024. 2, 4
- [12] Couro Kane, Jerrold E Marsden, Michael Ortiz, and Matthew West. Variational integrators and the newmark algorithm for conservative and dissipative mechanical systems. *International Journal for numerical methods in engineering*, 2000. 4

- [13] Dominik K. Klein, Mauricio Fernández, Robert J. Martin, Patrizio Neff, and Oliver Weeger. Polyconvex anisotropic hyperelasticity with neural networks. *CoRR*, 2021. 2, 4
- [14] Minchen Li, Zachary Ferguson, Teseo Schneider, Timothy R. Langlois, Denis Zorin, Daniele Panozzo, Chenfanfu Jiang, and Danny M. Kaufman. Incremental potential contact: intersection-and inversion-free, large-deformation dynamics. *TOG*, 2020. 4
- [15] Xuan Li, Yadi Cao, Minchen Li, Yin Yang, Craig A. Schroeder, and Chenfanfu Jiang. Plasticitynet: Learning to simulate metal, sand, and snow for optimization time integration. In *NeurIPS*, 2022. 2, 4
- [16] Xuan Li, Minchen Li, and Chenfanfu Jiang. Energetically consistent inelasticity for optimization time integration. *TOG*, 2022. 4
- [17] Yue Li, Stelian Coros, and Bernhard Thomaszewski. Neural metamaterial networks for nonlinear material design. *TOG*, 2023. 4
- [18] Burigede Liu, Nikola Kovachki, Zongyi Li, Kamyar Azizzadenesheli, Anima Anandkumar, Andrew M Stuart, and Kaushik Bhattacharya. A learning-based multiscale method and its application to inelastic impact problems. *JMPS*, 2022. 2, 4
- [19] Pingchuan Ma, Peter Yichen Chen, Bolei Deng, Joshua B. Tenenbaum, Tao Du, Chuang Gan, and Wojciech Matusik. Learning neural constitutive laws from motion observations for generalizable PDE dynamics. In *ICML*, 2023. 4
- [20] Qianli Ma, Shunsuke Saito, Jinlong Yang, Siyu Tang, and Michael J. Black. SCALE: Modeling clothed humans with a surface codec of articulated local elements. In *CVPR*, 2021. 2, 3
- [21] Qianli Ma, Jinlong Yang, Anurag Ranjan, Sergi Pujades, Gerard Pons-Moll, Siyu Tang, and Michael J. Black. Learning to dress 3D people in generative clothing. In *CVPR*, 2020. 2, 3
- [22] Xiaoyu Pan, Jiaming Mai, Xinwei Jiang, Dongxue Tang, Jingxiang Li, Tianjia Shao, Kun Zhou, Xiaogang Jin, and Dinesh Manocha. Predicting loose-fitting garment deformations using bone-driven motion networks. In *SIGGRAPH*, 2022. 2, 3
- [23] Chaitanya Patel, Zhouyingcheng Liao, and Gerard Pons-Moll. TailorNet: Predicting clothing in 3D as a function of human pose, shape and garment style. In *CVPR*, 2020. 2, 3
- [24] Tobias Pfaff, Meire Fortunato, Alvaro Sanchez-Gonzalez, and Peter W. Battaglia. Learning mesh-based simulation with graph networks. In *ICLR*, 2021. 8, 13, 15
- [25] Carlos Rodríguez-Pardo, Melania Prieto-Martin, Dan Casas, and Elena Garces. How will it drape like? capturing fabric mechanics from depth images. *CGF*, 2023. 2, 4
- [26] Igor Santesteban, Miguel A. Otaduy, and Dan Casas. SNUG: self-supervised neural dynamic garments. In *CVPR*, 2022. 3, 4, 6, 7, 8, 13
- [27] Igor Santesteban, Nils Thuerey, Miguel A. Otaduy, and Dan Casas. Self-supervised collision handling via generative 3d garment models for virtual try-on. In *CVPR*, 2021. 2, 3
- [28] Yidi Shao, Chen Change Loy, and Bo Dai. Towards multi-layered 3d garments animation. *CoRR*, 2023. 2, 3, 8, 14, 15
- [29] Yuelin Shen, K Chandrashekhara, WF Breig, and LR Oliver. Finite element analysis of v-ribbed belts using neural network based hyperelastic material model. *International Journal of Non-Linear Mechanics*, 2005. 4
- [30] Xiao Sun, Bahador Bahmani, Nikolaos N. Vlassis, WaiChing Sun, and Yanxun Xu. Data-driven discovery of interpretable causal relations for deep learning material laws with uncertainty propagation. *CoRR*, 2021. 2, 4
- [31] Raquel Vidaurre, Igor Santesteban, Elena Garces, and Dan Casas. Fully convolutional graph neural networks for parametric virtual try-on. *CGF*, 2020. 2, 3
- [32] Nikolaos N Vlassis and WaiChing Sun. Sobolev training of thermodynamic-informed neural networks for interpretable elasto-plasticity models with level set hardening. *Computer Methods in Applied Mechanics and Engineering*, 2021. 2, 4
- [33] Bin Wang, Yuanmin Deng, Paul G. Kry, Uri M. Ascher, Hui Huang, and Baoquan Chen. Learning elastic constitutive material and damping models. *CGF*, 2020. 2, 4
- [34] Huamin Wang, James F. O’Brien, and Ravi Ramamoorthi. Data-driven elastic models for cloth: modeling and measurement. *TOG*, 2011. 2, 4
- [35] Tuanfeng Y. Wang, Tianjia Shao, Kai Fu, and Niloy J. Mitra. Learning an intrinsic garment space for interactive authoring of garment animation. *TOG*, 2019. 2, 3
- [36] Meng Zhang, Duygu Ceylan, and Niloy J. Mitra. Motion guided deep dynamic 3D garments. *TOG*, 2022. 3
- [37] Qi Zhang, Yilin Chen, Ziyi Yang, and Eric Darve. Multi-constitutive neural network for large deformation poromechanics problem. *CoRR*, 2020. 2, 4

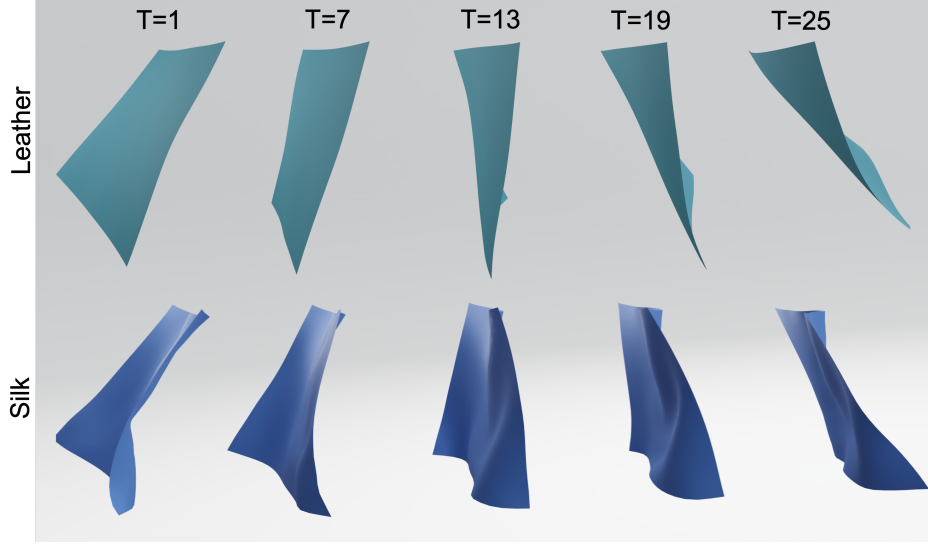


Figure 6: The observed trajectories of cloth for training EUNet. The cloth is made of different materials and pinned by two corners on top. We randomly initialize the positions with different velocities for the cloth and let the cloth deform under the influence of forces.

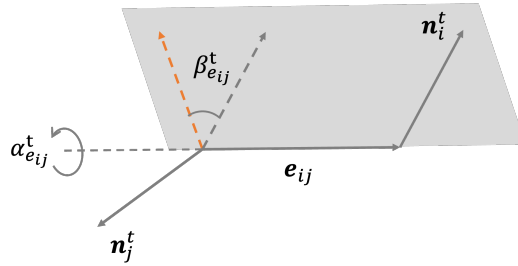


Figure 7: We represent the angles between vertex normals  $\mathbf{n}_i^t$  and  $\mathbf{n}_j^t$  by  $[\alpha_{e_{ij}}^t, \beta_{e_{ij}}^t]$ , where  $\alpha_{e_{ij}}^t$  is the rotation angle along edge vector  $e_{ij}$  from  $\mathbf{n}_j^t$  to the plane defined by  $\mathbf{n}_i^t$  and  $e_{ij}$ ,  $\beta_{e_{ij}}^t$  is the angle between  $\mathbf{n}_i^t$  and the rotated vertex normal within the plane.

## A Appendix

### A.1 Methodology

#### A.1.1 Data for Training EUNet

We select cloth made of typical materials in real-life: silk, leather, denim, and cotton. The square cloth is pinned at the two corners on top as shown in Figure 6. The data are simulated by Blender<sup>1</sup> in the format of mesh, which are represented by 484 vertices and 1.4K edges. The topology for the cloth is the same for all trajectories. We generate 800 sequences for training and 200 sequences for test. Each sequence include 30 frames of cloth.

#### A.1.2 Edge-Wise Potential Energy $\Phi_p(\cdot)$

As shown in Equation 2, the function takes the length differences  $\Delta l_{e_{ij}}^t \in \mathbb{R}$ , the relative angles  $\Delta \theta_{e_{ij}}^t \in \mathbb{R}^2$ , and the attribute vectors  $\mathbf{a} \in \mathbb{R}^5$  as inputs. Specifically, as shown in Figure 7 to reduce the ambiguity, we represent the angles  $\theta_{e_{ij}}^t$  between two vectors in 3D space by two separate angles  $[\alpha_{e_{ij}}^t, \beta_{e_{ij}}^t]$ . For edge vector  $e_{ij}$  and vertex normals  $\mathbf{n}_i^t$  and  $\mathbf{n}_j^t$ ,  $\alpha_{e_{ij}}^t$  is the rotation angle along  $e_{ij}$  from  $\mathbf{n}_j^t$  to the plane defined by  $\mathbf{n}_i^t$  and  $e_{ij}$ ,  $\beta_{e_{ij}}^t$  is the angle between  $\mathbf{n}_i^t$  and the rotated vertex normal within the plane.

<sup>1</sup><https://www.blender.org/>



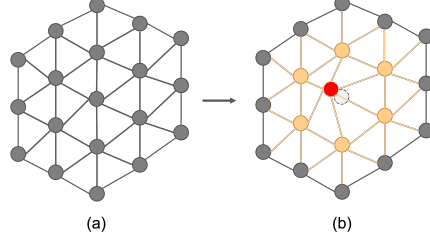


Figure 8: Demonstration of the impact caused by the disturbed vertex. Suppose figure (a) is the ground truth position for each vertex at time  $t + 1$ . When adding noise to the vertex  $i$  at the center, the vertex normals of the surrounding orange vertices  $j \in \mathcal{N}_i$  are disturbed. As a result, energy units for edges, which connect to both vertex  $i$  and vertices  $j \in \mathcal{N}_i$  and are marked by orange, change accordingly.

### A.1.3 Vertex-Wise Contrastive Loss

Here we explain how the change of one node affects the corresponding edges. The change of the position  $\mathbf{x}_i$  affects the vertex normals of the nearest neighborhood vertices  $j \in \mathcal{N}_i$ , as denoted by the orange nodes in Figure 8. Consequently, the energy for edges, marked by orange in Figure 8, is also changed.

### A.1.4 Loss Terms for the Energy Optimization

As mentioned in the main text, the total loss to train a model constrained by our EUNet is as follows:

$$\mathcal{L}_{\text{dynamic}} = \mathcal{L}_{\text{inertia}} + \mathcal{L}_{\text{gravity}} + \mathcal{L}_{\text{collision}} + \mathcal{L}_{\text{external}} + \mathcal{L}_{\Phi}, \quad (19)$$

where  $\mathcal{L}_{\Phi} = \Phi$  is the predicted energy by our EUNet. Specifically,  $\mathcal{L}_{\text{inertia}}$  and  $\mathcal{L}_{\text{gravity}}$  are the inertia and gravity energies:

$$\hat{\mathbf{x}}_i^t = \mathbf{x}_i^t + h\mathbf{v}_i^t \quad (20)$$

$$\mathcal{L}_{\text{inertia}}(\mathbf{x}, \hat{\mathbf{x}}^t) = \sum_i \frac{1}{2h^2} m_i (\mathbf{x}_i - \hat{\mathbf{x}}_i^t)^\top (\mathbf{x}_i - \hat{\mathbf{x}}_i^t) \quad (21)$$

$$\mathcal{L}_{\text{gravity}}(\mathbf{x}) = - \sum_i m_i \mathbf{g}^\top \mathbf{x}_i, \quad (22)$$

where  $h$  is the time interval between adjacent frames. The collision term aims to reduce the penetrations between garments and human bodies and has a similar format as existing work [26, 10]:

$$d(\mathbf{x}_i, \mathbf{x}_o) = (\mathbf{x}_i - \mathbf{x}_o) \cdot \mathbf{n}_o \quad (23)$$

$$\mathcal{L}_{\text{collision}} = \max(\epsilon - d(\mathbf{x}_i, \mathbf{x}_o), 0)^3, \quad (24)$$

where  $\mathbf{x}_o$  is the position of the  $o$ -th face center from the human mesh at time  $t + 1$  and  $\mathbf{n}_h$  is the face normal.  $\epsilon$  is a safe boundary and is set as 0.002 in practice. The index of  $o$  indicates the closest face center to the vertex  $\mathbf{x}_i^t$  within a range of 0.03mm at time  $t$ . Additionally, we randomly apply constant external forces  $\mathbf{f}$  besides the gravity to each vertex and penalize the corresponding energies:

$$\mathcal{L}_{\text{external}}(\mathbf{x}_i) = - \sum_i \mathbf{f}_i^\top \mathbf{x}_i. \quad (25)$$

## A.2 Experiments

### A.2.1 Implementation Details for Models

**MeshGraphNet (MGN) [24].** The MGNs used for the disentangled scheme and garment-wise training pipelines are the same. Specifically, the MGN is formatted as follows:

$$\hat{\boldsymbol{\alpha}}^{t+1} = F(\bar{M}, M_h^t, M_h^{t+1}, \mathbf{a}, \mathbf{g}, \{\frac{\mathbf{f}_i}{m_i}\}_{i=0}^N), \quad (26)$$

where  $\boldsymbol{\alpha}^{t+1}$  are the predicted accelerations for each vertex at time  $t + 1$ ,  $\bar{M} = \{\mathbf{T}, \mathbf{E}\}$  represents the garment template mesh with corresponding vertices  $\mathbf{T}$  and  $\mathbf{E}$  edges.  $M_o^t = \{\mathbf{V}_o^t, \mathbf{E}_o\}$  and

Table 3: Model configurations. We mark the MGN and LayersNet trained in supervised manner by "Supervised". We denote the HOOD’s hierarchical graph neural network by MGN-H. The "Friction" loss term from HOOD introduces the frictions between human body and garments.

Methods	Neural Network Structure	Self-Supervised Loss Components		
		PHYS	Friction	EUNet (ours)
MGN (Supervised)	MGN			
LayersNet (Supervised)	LayersNet			
MGN-S+PHYS	MGN	✓		
MGN-S+EUNet	MGN			✓
MGN-S+PHYS+F	MGN	✓	✓	
MGN-H+PHYS+F (HOOD)	MGN-H	✓	✓	
MGN-H+EUNet	MGN-H			✓

$M_o^{t+1} = \{\mathbf{V}_o^{t+1}, \mathbf{E}_o\}$  are the meshes for the underlying human bodies at time  $t$  and  $t + 1$  respectively. The predicted positions for garment vertices at time  $t + 1$  are calculated as follows:

$$\hat{\mathbf{v}}^{t+1} = \mathbf{v}^t + h\hat{\boldsymbol{\alpha}}^{t+1} \quad (27)$$

$$\hat{\mathbf{x}}^{t+1} = \mathbf{x}^t + h\hat{\mathbf{v}}^{t+1}. \quad (28)$$

The input for the MGN has similar format as [10]. In addition, we concatenate the accelerations caused by constant forces as part of the vertex feature.

$$\boldsymbol{\alpha}_i^{\text{external}} = \mathbf{g} + \frac{\mathbf{f}_i}{m_i} \quad (29)$$

As for the MGN-S constrained by analytical clothing model, we build a mini-network to approximate the physics parameters from the observed garments in Cloth3d to fit the clothing model.

$$m, \mu, \lambda, k = F(\hat{m}, \mathbf{a}), \quad (30)$$

where  $m$  is the mass for the analytical clothing model.  $\mu$  and  $\lambda$  are the lame constants for the StVK elastic model.  $k$  is the constant for the bending model.  $\hat{m}$  is the mass from the Cloth3D.  $\mathbf{a}$  is the attribute vector mentioned in Cloth3D, such as the tension stiffness, bending stiffness, and the tightness. All the input and output attributes are normalized according to the minimum and maximum values. The mini-network consist of 3 layers of multi-layer perceptrons with hidden dimension 64. We train the mini-network with initial learning rate 0.0002 and batch size 4 for 4 epochs. We sample 10k frames from Cloth3D for training. We adopt Adam optimizer with decreasing factor of 0.5 for each epoch.

**LayersNet [28].** We followed the official work [28] to train the model on Cloth3D dataset. Specifically, we adopt the mean square errors as loss term to penalize the differences between the predicted positions and ground truth data. We also apply the collision loss mentioned in the work [28] to solve the collision between human body. Since we do not consider multiple layers of garments, we only penalize the collisions between the single-layered garments and human body mesh.

All models are trained on V100.

### A.2.2 Experiment Results of Garment Animation

In this section, we report extra quantitative and qualitative results in Table 4 and Figure 9. We summarize the models architectures and the loss terms used in training process in Table 3.

As shown in Table 4, simulators constrained by our EUNet deliver superior performance than baselines, suggesting the effectiveness of our EUNet.

In addition, we demonstrate the effectiveness of the bending forces captured by our EUNetas shown in Figure 9 Specifically, we force EUNet not to generate energy gradients when bending, and train a MGN as simulator. Without the bending forces, the animations tend to generate more wrinkles but different deformations comparing with the ground truth data.

Table 4: Euclidean error (mm) on sampled Cloth3D with sequence length of 80 frames. Comparing "MGN-S+PHYS" with "MGN-S+PHYS+F", the friction loss term does not significantly affect the overall performance. Comparing "HOOD w/o EST", which does not use the mini-network to estimate the material parameters as mentioned in Section 4.2, with "HOOD", the mini-network is necessary to improve the accuracy for simulators constrained by analytical clothing model. Comparing "HOOD" with "MGN-H+EUNet (Ours)" and "MGN-S+PHYS" with "MGN-S+EUNet (Ours)", simulators constrained by our EUNet achieves lower errors, suggesting the effectiveness of EUNet.

Methods	Tshirt	Jumpsuit	Dress	Overall	Collision(%)
MGN [24]	183.40±149.59	150.52±131.04	214.07±231.00	170.34±170.92	17.72±7.23
LayersNet [28]	114.74±97.54	80.96±27.69	108.06±69.74	92.72±60.93	14.61±6.71
MGN-S+PHYS	68.03±21.86	127.07±45.56	103.72±62.30	106.63±55.48	2.82±1.61
MGN-S+PHYS+F	76.58±19.38	130.42±45.76	101.47±41.27	108.83±45.55	2.92±1.48
HOOD w/o EST	111.27±22.84	182.89±66.92	163.90±64.87	153.78±63.75	0.36±0.27
HOOD [10]	73.75±14.82	90.94±20.43	<b>92.57±43.26</b>	84.85±29.93	0.46±0.99
MGN-S+EUNet (Ours)	<b>56.57±19.87</b>	69.63±15.82	156.16±87.03	89.71±147.83	<b>0.12±0.12</b>
MGN-H+EUNet (Ours)	66.70±27.66	<b>56.12±22.98</b>	92.83±52.29	<b>66.39±39.36</b>	0.44±0.48

Table 5: Time efficiency comparisons between analytical models and our EUNet. We denote the StVK elastic model and the bending model by "PHYS", which is used in the main text. As formulated in Equation 1, our EUNet is composed of two separate branches:  $\Phi_p$  for potential energy and  $\Phi_d$  for dissipation. Both branches have the same structures. We report the time separately for each branch and the full EUNet as follows. The forward time is averaged on 80 frames of predictions, which include garments composed of 7924 vertices, 23636 edges and 15712 faces. All experiments are run on NVIDIA A100-SXM4-80GB.

	PHYS	EUNet $\Phi_p$	EUNet $\Phi_d$	EUNet $\Phi_p+\Phi_d$
Time (ms)	1.743+0.212	1.055+0.202	1.216+0.223	2.271+0.422

### A.2.3 Time Efficiency Comparisons

We report the time efficiency in Table 5. We compare the analytical models, which are the StVK elastic model and bending model adopted by the baselines, and our EUNet. As formulated in Equation 1, our EUNet is composed of two separate branches:  $\Phi_p$  for potential energy and  $\Phi_d$  for dissipation. Both branches have the same structures. We report the time separately for each branch and the full EUNet as follows. The forward time is averaged on 80 frames of predictions, which include garments composed of 7924 vertices, 23636 edges and 15712 faces. All experiments are run on NVIDIA A100-SXM4-80GB.

As shown in Table 5, our EUNet is comparable to the traditional clothing models in terms of speed.

### A.3 Limitations

A possible limitation is that our EUNet is based on the edge-wise discretization of the continuous mesh. While polygonal discretization would potentially improve the performance, we can also construct the polygon-wise energy unit by the summation of the edge-wise units. Another limitation is that our EUNet does not consider the self-collisions during training. Since we do not require the trajectories needed to train EUNet to be very complex, we can adopt and generate simple cloth motions, such as the pinned cloth falling under the influence of gravity, to avoid the self-collisions in the training data. As demonstrated in our work, our EUNet effectively captures the constitutive behaviors with the simple motions of the cloth.



Figure 9: We display the qualitative results for all models. Simulators constrained by our EUNet deliver dynamic patterns closer to the ground truth. We further demonstrate the effectiveness of the bending forces captured by our EUNet, which is shown on the second row. Without the bending forces, the MGN-S+EUNet tends to generate more wrinkles but different deformation patterns as the ground truth garments.

## NeurIPS Paper Checklist

### 1. Claims

Question: Do the main claims made in the abstract and introduction accurately reflect the paper's contributions and scope?

Answer: [Yes]

Justification: As shown in abstraction Section , our abstract summarize our paper and include the main contributions.

Guidelines:

- The answer NA means that the abstract and introduction do not include the claims made in the paper.
- The abstract and/or introduction should clearly state the claims made, including the contributions made in the paper and important assumptions and limitations. A No or NA answer to this question will not be perceived well by the reviewers.
- The claims made should match theoretical and experimental results, and reflect how much the results can be expected to generalize to other settings.
- It is fine to include aspirational goals as motivation as long as it is clear that these goals are not attained by the paper.

### 2. Limitations

Question: Does the paper discuss the limitations of the work performed by the authors?

Answer: [Yes]

Justification: Please refer to Section A.3.

Guidelines:

- The answer NA means that the paper has no limitation while the answer No means that the paper has limitations, but those are not discussed in the paper.
- The authors are encouraged to create a separate "Limitations" section in their paper.
- The paper should point out any strong assumptions and how robust the results are to violations of these assumptions (e.g., independence assumptions, noiseless settings, model well-specification, asymptotic approximations only holding locally). The authors should reflect on how these assumptions might be violated in practice and what the implications would be.
- The authors should reflect on the scope of the claims made, e.g., if the approach was only tested on a few datasets or with a few runs. In general, empirical results often depend on implicit assumptions, which should be articulated.
- The authors should reflect on the factors that influence the performance of the approach. For example, a facial recognition algorithm may perform poorly when image resolution is low or images are taken in low lighting. Or a speech-to-text system might not be used reliably to provide closed captions for online lectures because it fails to handle technical jargon.
- The authors should discuss the computational efficiency of the proposed algorithms and how they scale with dataset size.
- If applicable, the authors should discuss possible limitations of their approach to address problems of privacy and fairness.
- While the authors might fear that complete honesty about limitations might be used by reviewers as grounds for rejection, a worse outcome might be that reviewers discover limitations that aren't acknowledged in the paper. The authors should use their best judgment and recognize that individual actions in favor of transparency play an important role in developing norms that preserve the integrity of the community. Reviewers will be specifically instructed to not penalize honesty concerning limitations.

### 3. Theory Assumptions and Proofs

Question: For each theoretical result, does the paper provide the full set of assumptions and a complete (and correct) proof?

Answer: [Yes]



Justification: Please refer to Section 3 and Section A.1.3. We also cite the corresponding paper after the assumptions and theories.

Guidelines:

- The answer NA means that the paper does not include theoretical results.
- All the theorems, formulas, and proofs in the paper should be numbered and cross-referenced.
- All assumptions should be clearly stated or referenced in the statement of any theorems.
- The proofs can either appear in the main paper or the supplemental material, but if they appear in the supplemental material, the authors are encouraged to provide a short proof sketch to provide intuition.
- Inversely, any informal proof provided in the core of the paper should be complemented by formal proofs provided in appendix or supplemental material.
- Theorems and Lemmas that the proof relies upon should be properly referenced.

#### 4. Experimental Result Reproducibility

Question: Does the paper fully disclose all the information needed to reproduce the main experimental results of the paper to the extent that it affects the main claims and/or conclusions of the paper (regardless of whether the code and data are provided or not)?

Answer: [Yes]

Justification: Please refer to Section 4 and Section A.2.1. The code and model will be publicly available.

Guidelines:

- The answer NA means that the paper does not include experiments.
- If the paper includes experiments, a No answer to this question will not be perceived well by the reviewers: Making the paper reproducible is important, regardless of whether the code and data are provided or not.
- If the contribution is a dataset and/or model, the authors should describe the steps taken to make their results reproducible or verifiable.
- Depending on the contribution, reproducibility can be accomplished in various ways. For example, if the contribution is a novel architecture, describing the architecture fully might suffice, or if the contribution is a specific model and empirical evaluation, it may be necessary to either make it possible for others to replicate the model with the same dataset, or provide access to the model. In general, releasing code and data is often one good way to accomplish this, but reproducibility can also be provided via detailed instructions for how to replicate the results, access to a hosted model (e.g., in the case of a large language model), releasing of a model checkpoint, or other means that are appropriate to the research performed.
- While NeurIPS does not require releasing code, the conference does require all submissions to provide some reasonable avenue for reproducibility, which may depend on the nature of the contribution. For example
  - (a) If the contribution is primarily a new algorithm, the paper should make it clear how to reproduce that algorithm.
  - (b) If the contribution is primarily a new model architecture, the paper should describe the architecture clearly and fully.
  - (c) If the contribution is a new model (e.g., a large language model), then there should either be a way to access this model for reproducing the results or a way to reproduce the model (e.g., with an open-source dataset or instructions for how to construct the dataset).
  - (d) We recognize that reproducibility may be tricky in some cases, in which case authors are welcome to describe the particular way they provide for reproducibility. In the case of closed-source models, it may be that access to the model is limited in some way (e.g., to registered users), but it should be possible for other researchers to have some path to reproducing or verifying the results.

#### 5. Open access to data and code

Question: Does the paper provide open access to the data and code, with sufficient instructions to faithfully reproduce the main experimental results, as described in supplemental material?

Answer: [No]

Justification: The data used for training our model is not one of the main contributions. But we will consider releasing the data if necessary. Code is publicly available at [https://github.com/ftbabi/EUNet\\_NeurIPS2024.git](https://github.com/ftbabi/EUNet_NeurIPS2024.git).

Guidelines:

- The answer NA means that paper does not include experiments requiring code.
- Please see the NeurIPS code and data submission guidelines (<https://nips.cc/public/guides/CodeSubmissionPolicy>) for more details.
- While we encourage the release of code and data, we understand that this might not be possible, so “No” is an acceptable answer. Papers cannot be rejected simply for not including code, unless this is central to the contribution (e.g., for a new open-source benchmark).
- The instructions should contain the exact command and environment needed to run to reproduce the results. See the NeurIPS code and data submission guidelines (<https://nips.cc/public/guides/CodeSubmissionPolicy>) for more details.
- The authors should provide instructions on data access and preparation, including how to access the raw data, preprocessed data, intermediate data, and generated data, etc.
- The authors should provide scripts to reproduce all experimental results for the new proposed method and baselines. If only a subset of experiments are reproducible, they should state which ones are omitted from the script and why.
- At submission time, to preserve anonymity, the authors should release anonymized versions (if applicable).
- Providing as much information as possible in supplemental material (appended to the paper) is recommended, but including URLs to data and code is permitted.

## 6. Experimental Setting/Details

Question: Does the paper specify all the training and test details (e.g., data splits, hyper-parameters, how they were chosen, type of optimizer, etc.) necessary to understand the results?

Answer: [Yes]

Justification: Please refer to Section 4 and Section A.2.1. Code will be publicly available.

Guidelines:

- The answer NA means that the paper does not include experiments.
- The experimental setting should be presented in the core of the paper to a level of detail that is necessary to appreciate the results and make sense of them.
- The full details can be provided either with the code, in appendix, or as supplemental material.

## 7. Experiment Statistical Significance

Question: Does the paper report error bars suitably and correctly defined or other appropriate information about the statistical significance of the experiments?

Answer: [Yes]

Justification: Please refer to Section 4.

Guidelines:

- The answer NA means that the paper does not include experiments.
- The authors should answer "Yes" if the results are accompanied by error bars, confidence intervals, or statistical significance tests, at least for the experiments that support the main claims of the paper.
- The factors of variability that the error bars are capturing should be clearly stated (for example, train/test split, initialization, random drawing of some parameter, or overall run with given experimental conditions).

- The method for calculating the error bars should be explained (closed form formula, call to a library function, bootstrap, etc.)
- The assumptions made should be given (e.g., Normally distributed errors).
- It should be clear whether the error bar is the standard deviation or the standard error of the mean.
- It is OK to report 1-sigma error bars, but one should state it. The authors should preferably report a 2-sigma error bar than state that they have a 96% CI, if the hypothesis of Normality of errors is not verified.
- For asymmetric distributions, the authors should be careful not to show in tables or figures symmetric error bars that would yield results that are out of range (e.g. negative error rates).
- If error bars are reported in tables or plots, The authors should explain in the text how they were calculated and reference the corresponding figures or tables in the text.

## 8. Experiments Compute Resources

Question: For each experiment, does the paper provide sufficient information on the computer resources (type of compute workers, memory, time of execution) needed to reproduce the experiments?

Answer: [Yes]

Justification: Please refer to Section A.2.1.

Guidelines:

- The answer NA means that the paper does not include experiments.
- The paper should indicate the type of compute workers CPU or GPU, internal cluster, or cloud provider, including relevant memory and storage.
- The paper should provide the amount of compute required for each of the individual experimental runs as well as estimate the total compute.
- The paper should disclose whether the full research project required more compute than the experiments reported in the paper (e.g., preliminary or failed experiments that didn't make it into the paper).

## 9. Code Of Ethics

Question: Does the research conducted in the paper conform, in every respect, with the NeurIPS Code of Ethics <https://neurips.cc/public/EthicsGuidelines?>

Answer: [Yes]

Justification: Our work conforms the NeurIPS Code of Ethics.

Guidelines:

- The answer NA means that the authors have not reviewed the NeurIPS Code of Ethics.
- If the authors answer No, they should explain the special circumstances that require a deviation from the Code of Ethics.
- The authors should make sure to preserve anonymity (e.g., if there is a special consideration due to laws or regulations in their jurisdiction).

## 10. Broader Impacts

Question: Does the paper discuss both potential positive societal impacts and negative societal impacts of the work performed?

Answer: [No]

Justification: Our work focuses on the cloth simulation and animation, which has little potential societal impacts.

Guidelines:

- The answer NA means that there is no societal impact of the work performed.
- If the authors answer NA or No, they should explain why their work has no societal impact or why the paper does not address societal impact.

- Examples of negative societal impacts include potential malicious or unintended uses (e.g., disinformation, generating fake profiles, surveillance), fairness considerations (e.g., deployment of technologies that could make decisions that unfairly impact specific groups), privacy considerations, and security considerations.
- The conference expects that many papers will be foundational research and not tied to particular applications, let alone deployments. However, if there is a direct path to any negative applications, the authors should point it out. For example, it is legitimate to point out that an improvement in the quality of generative models could be used to generate deepfakes for disinformation. On the other hand, it is not needed to point out that a generic algorithm for optimizing neural networks could enable people to train models that generate Deepfakes faster.
- The authors should consider possible harms that could arise when the technology is being used as intended and functioning correctly, harms that could arise when the technology is being used as intended but gives incorrect results, and harms following from (intentional or unintentional) misuse of the technology.
- If there are negative societal impacts, the authors could also discuss possible mitigation strategies (e.g., gated release of models, providing defenses in addition to attacks, mechanisms for monitoring misuse, mechanisms to monitor how a system learns from feedback over time, improving the efficiency and accessibility of ML).

## 11. Safeguards

Question: Does the paper describe safeguards that have been put in place for responsible release of data or models that have a high risk for misuse (e.g., pretrained language models, image generators, or scraped datasets)?

Answer: [No]

Justification: Since we focus on cloth simulation and animation, our model has low risk for misuse.

Guidelines:

- The answer NA means that the paper poses no such risks.
- Released models that have a high risk for misuse or dual-use should be released with necessary safeguards to allow for controlled use of the model, for example by requiring that users adhere to usage guidelines or restrictions to access the model or implementing safety filters.
- Datasets that have been scraped from the Internet could pose safety risks. The authors should describe how they avoided releasing unsafe images.
- We recognize that providing effective safeguards is challenging, and many papers do not require this, but we encourage authors to take this into account and make a best faith effort.

## 12. Licenses for existing assets

Question: Are the creators or original owners of assets (e.g., code, data, models), used in the paper, properly credited and are the license and terms of use explicitly mentioned and properly respected?

Answer: [Yes]

Justification: In our work, we only adopt Cloth3D [2], which is publicly available. We cite the original paper when first mentioning this dataset.

Guidelines:

- The answer NA means that the paper does not use existing assets.
- The authors should cite the original paper that produced the code package or dataset.
- The authors should state which version of the asset is used and, if possible, include a URL.
- The name of the license (e.g., CC-BY 4.0) should be included for each asset.
- For scraped data from a particular source (e.g., website), the copyright and terms of service of that source should be provided.

- If assets are released, the license, copyright information, and terms of use in the package should be provided. For popular datasets, [paperswithcode.com/datasets](https://paperswithcode.com/datasets) has curated licenses for some datasets. Their licensing guide can help determine the license of a dataset.
- For existing datasets that are re-packaged, both the original license and the license of the derived asset (if it has changed) should be provided.
- If this information is not available online, the authors are encouraged to reach out to the asset's creators.

### 13. **New Assets**

Question: Are new assets introduced in the paper well documented and is the documentation provided alongside the assets?

Answer: [NA]

Justification: We do not have any new assets to release.

Guidelines:

- The answer NA means that the paper does not release new assets.
- Researchers should communicate the details of the dataset/code/model as part of their submissions via structured templates. This includes details about training, license, limitations, etc.
- The paper should discuss whether and how consent was obtained from people whose asset is used.
- At submission time, remember to anonymize your assets (if applicable). You can either create an anonymized URL or include an anonymized zip file.

### 14. **Crowdsourcing and Research with Human Subjects**

Question: For crowdsourcing experiments and research with human subjects, does the paper include the full text of instructions given to participants and screenshots, if applicable, as well as details about compensation (if any)?

Answer: [No]

Justification: The work does not involve crowdsourcing nor research with human subjects.

Guidelines:

- The answer NA means that the paper does not involve crowdsourcing nor research with human subjects.
- Including this information in the supplemental material is fine, but if the main contribution of the paper involves human subjects, then as much detail as possible should be included in the main paper.
- According to the NeurIPS Code of Ethics, workers involved in data collection, curation, or other labor should be paid at least the minimum wage in the country of the data collector.

### 15. **Institutional Review Board (IRB) Approvals or Equivalent for Research with Human Subjects**

Question: Does the paper describe potential risks incurred by study participants, whether such risks were disclosed to the subjects, and whether Institutional Review Board (IRB) approvals (or an equivalent approval/review based on the requirements of your country or institution) were obtained?

Answer: [No]

Justification: The work does not involve crowdsourcing nor research with human subjects.

Guidelines:

- The answer NA means that the paper does not involve crowdsourcing nor research with human subjects.
- Depending on the country in which research is conducted, IRB approval (or equivalent) may be required for any human subjects research. If you obtained IRB approval, you should clearly state this in the paper.



- We recognize that the procedures for this may vary significantly between institutions and locations, and we expect authors to adhere to the NeurIPS Code of Ethics and the guidelines for their institution.
- For initial submissions, do not include any information that would break anonymity (if applicable), such as the institution conducting the review.