
DeTeCtive: Detecting AI-generated Text via Multi-Level Contrastive Learning

Xun Guo^{1*} Shan Zhang^{2*} Yongxin He^{2*} Ting Zhang²
Wanquan Feng¹ Haibin Huang^{1†} Chongyang Ma¹
¹ByteDance ²University of Chinese Academy of Sciences

Abstract

Current techniques for detecting AI-generated text are largely confined to manual feature crafting and supervised binary classification paradigms. These methodologies typically lead to performance bottlenecks and unsatisfactory generalizability. Consequently, these methods are often inapplicable for out-of-distribution (OOD) data and newly emerged large language models (LLMs). In this paper, we revisit the task of AI-generated text detection. We argue that the key to accomplishing this task lies in distinguishing writing styles of different authors, rather than simply classifying the text into human-written or AI-generated text. To this end, we propose **DeTeCtive**, a multi-task auxiliary, multi-level contrastive learning framework. DeTeCtive is designed to facilitate the learning of distinct writing styles, combined with a dense information retrieval pipeline for AI-generated text detection. Our method is compatible with a range of text encoders. Extensive experiments demonstrate that our method enhances the ability of various text encoders in detecting AI-generated text across multiple benchmarks and achieves state-of-the-art results. Notably, in OOD zero-shot evaluation, our method outperforms existing approaches by a large margin. Moreover, we find our method boasts a Training-Free Incremental Adaptation (TFIA) capability towards OOD data, further enhancing its efficacy in OOD detection scenarios. We will open-source our code and models in hopes that our work will spark new thoughts in the field of AI-generated text detection, ensuring safe application of LLMs and enhancing compliance.³

1 Introduction

Recently, the field of large language models (LLMs) [6, 12, 60, 69] has witnessed swift advancements, bringing great convenience to both professional settings and daily life. However, the widespread use of AI-generated text also poses threats to global information security, manifesting in the propagation of disinformation, misinformation, and content that can incite harmful or destructive behaviors [16]. Hence, the detection of AI-generated text has ascended as a task of vital importance.

On the other hand, with the advancement of LLMs, the task of AI-generated text detection has elevated into an escalating challenge. Early methods, such as watermarking methods [23, 32] and statistical-based methods [63, 47] encountered performance bottlenecks due to their reliance on manually hand-crafted forms. Moreover, the inherent inability to swiftly adapt to newly emerged LLMs further restricts their effectiveness. In stark contrast, recent training-based methods [11, 27, 24] have showcased notable improvements in performance. However, they remain constrained by the necessity of precisely paired training data and exhibit unsatisfactory generalization in out-of-distribution (OOD) detection scenarios due to the fixed binary classification formulation.

*main contributor

†Corresponding author: jackiehuanghaibin@gmail.com

³Our code is available at <https://github.com/heyongxin233/DeTeCtive>

In this paper, to overcome these challenges, we revisit AI-generated text detection and approach the problem from a fresh perspective. Individual authors invariably exhibit unique writing styles, collectively constituting a vast feature space of writing styles. Our key insight is that an LLM can be viewed as a specific author, with the text it generates conforming consistently to its unique style. In line with this key observation, we propose to reformulate AI-generated text detection as a task of distinguishing diverse writing styles within the feature space, rather than merely treating it as a binary classification problem between human-written and AI-generated. This reformulation presents a fresh perspective from which to approach the detection of AI-generated text.

While distinguishing writing styles within a vast feature space may seem more challenging than binary classification, we can take advantage of mature techniques within the field of Natural Language Processing (NLP). Specifically, contrastive learning [9, 25, 21] employs a self-supervised approach to identify similarities and differences between positive and negative samples, thereby acquiring discriminative feature representations. These representations facilitate the differentiation of writing styles, enabling us to comprehend the characteristic patterns of different sources.

Specifically, we propose a general framework that combines a novel multi-level contrastive learning with multi-task learning tailored for AI-generated text detection. Our method enhances the writing-style encoding capabilities of various models, including but not limited to BERT-based [18] and T5-based [51] models. This framework is capable of calibrating the distances between samples sharing different degrees of relatedness, thereby encoding distinctive features of text generated by different authors (either humans or LLMs). During inference, we propose a pipeline anchored by dense information retrieval [58, 66]. Firstly, we pre-encode data drawn from the training dataset, extract features and store them within a feature database. Then, for any given query text, we simply calculate the similarity between its encoded feature and each feature vector nestled in the feature database. This measure is used to evaluate the degree of writing-style similarity. Finally, we employ the K-Nearest Neighbors (KNN) [15] algorithm for classification prediction.

Applying our method across multiple commonly-used datasets consistently improves performance with various text encoders compared to their zero-shot baselines, exceeding current solutions and establishing new state-of-the-art benchmarks on each individual dataset. Impressively, our method also demonstrates superior generalization capabilities when faced with OOD data emerging from domains or models that are not encountered during the training phase. Specifically, the Average Recall (AvgRec) metrics on the Unseen Models and Unseen Domains test sets from the Deepfake [39] dataset outperform existing state-of-the-art solutions by **5.58%** and **14.20%**, respectively.

Additionally, we introduce Training-Free Incremental Adaptation (TFIA), a novel and efficient scheme for boosting the generalization capability for OOD detection. Particularly, when confronted with a batch of OOD data, our goal is to enhance the model’s adaptability to unseen domains using these data. The existing solutions either involve retraining the model or fine-tuning it on the new data. Contrastingly, under our framework, we discover that no further training is necessary. We simply encode these data using our previously trained model and incorporate them into the existing database to create an augmented database. Notably, within the aforementioned OOD detection scenarios, TFIA contributes to a further improvement in model performance: The AvgRec score witnesses an **additional** increase of **0.84%** on Unseen Models, and a noteworthy **7.03%** on Unseen Domains.

Extensive experiments across several datasets and models consistently demonstrate that our proposed method outperforms previous approaches, establishing new state-of-the-art performance. This superiority is maintained in both In-distribution and OOD detection scenarios. In summary, the contributions of our study are manifold, and can be enumerated as follows:

- We propose a novel end-to-end framework for AI-generated text detection, wherein we carefully devise a multi-task auxiliary, multi-level contrastive loss to learn fine-grained features for distinguishing various writing styles.
- We present Training-Free Incremental Adaptation (TFIA), a key feature of our method. Utilizing a modest amount of OOD data, TFIA enhances the model’s adaptability to new domains without further training, offering significant advantages for practical applications.
- Our method achieves state-of-the-art performance on multiple datasets in both In-distribution and OOD detection scenarios, substantially surpassing existing methods.

- We validate the effectiveness of each component through a series of ablation studies and provide visualization results for further analysis. Furthermore, we perform detailed experiments on TFIA and provide an empirical analysis.

2 Related Work

AI-generated text detection. Existing methods for AI-generated text detection generally fall into the following three categories: (i) *Watermarking methods*: watermarking methods, which include rule based [5, 30, 59] and deep learning based [17, 62] methods, involve embedding specific markers into AI-generated content, which can later be used to verify its source. The soft watermarking method [32] is an inference-time framework that involves grouping the vocabulary and decoding the next token preferentially. [23] proposes a method of adding watermarks by embedding backdoors triggered by special inputs into the model. UPV [41] is an unforgeable and publicly verifiable algorithm ensuring security against forgery and unauthorized detection attempts. (ii) *Statistical methods*: applying statistical metrics like entropy as thresholds to distinguish AI-generated text from human-written text. HowkGPT [63] identifies text origins by comparing perplexity scores of human-written and ChatGPT [6, 69] generated text. DetectGPT [47] utilizes the structural properties of the LLM’s probability density for zero-shot detection of AI-generated text. Similarly, DetectLLM [56] employs normalized perturbation log-ranks for identification, exhibiting less sensitivity to perturbations. (iii) *Supervised learning methods*: GPT-Sentinel [11] incorporates a binary classifier into RoBERTa [43] and T5 [51], which are directly trained on specific datasets. RADAR [27] employs an adversarial learning approach. By continually iterating to improve the detector and generator (both of which are LLMs), RADAR performs well in detecting both original and paraphrased AI-generated text. [55] utilizes contrastive learning to learn style representations on human-written text and uses the learned representations to identify different sources in a few-shot manner. Building on SCL [24] framework, CoCo [42] incorporates coherency information into the text representation, enhancing the ability to detect AI-generated text under resource-constrained conditions.

Contrastive learning for NLP. The success of MoCo [25] and SimCLR [9] in the field of Computer Vision through contrastive learning has prompted research efforts to explore its potential in the area of Natural Language Processing (NLP), resulting in the development of various strategies to enhance text encoding capabilities via contrastive learning. IS-BERT [78] employs the DIM [26] framework to learn text representations. The ArcCon loss [80] is proposed to further enhance the model’s semantic discriminating ability. MixCSE [79] introduces an unsupervised method for text representation learning, which incorporates a mixed negative sample strategy to boost the model’s ability to discriminate complex semantics. VaSCL [75] adopts a more general approach to procure hard negatives by defining an instance-level contrastive loss and integrating Gaussian noise, it effectively enhances the model’s performance in an unsupervised manner. DCLR [82] addresses the anisotropic problem brought about by negative samples in unsupervised sentence representation learning by introducing noise-based negative samples and virtual adversarial training, thereby improving the uniformity of the representation space. SimCSE [21] proposes to predict the input sentence itself, utilizing standard dropout as noise in an unsupervised manner. They also introduce a method for categorizing positive and hard negative sample pairs, thereby improving the sentence representations.

3 Method

In this section, we provide a detailed description of the proposed method. We begin in Section 3.1 with a definition of AI-generated text detection and an overview of our proposed framework. In Section 3.2, we explore the design of the multi-task auxiliary multi-level contrastive learning, which are critical components of our framework. Finally, in Section 3.3, we introduce Training-Free Incremental Adaptation (TFIA), an efficient and effective strategy that leverages our method’s generalization capability to handle out-of-distribution (OOD) data.

3.1 Framework Overview

In this work, we focus on the task of AI-generated text detection. Given a query text x with L tokens, $x = \{w_1, w_2, \dots, w_L\}$, we aim to determine whether it is human-written or AI-generated. Existing

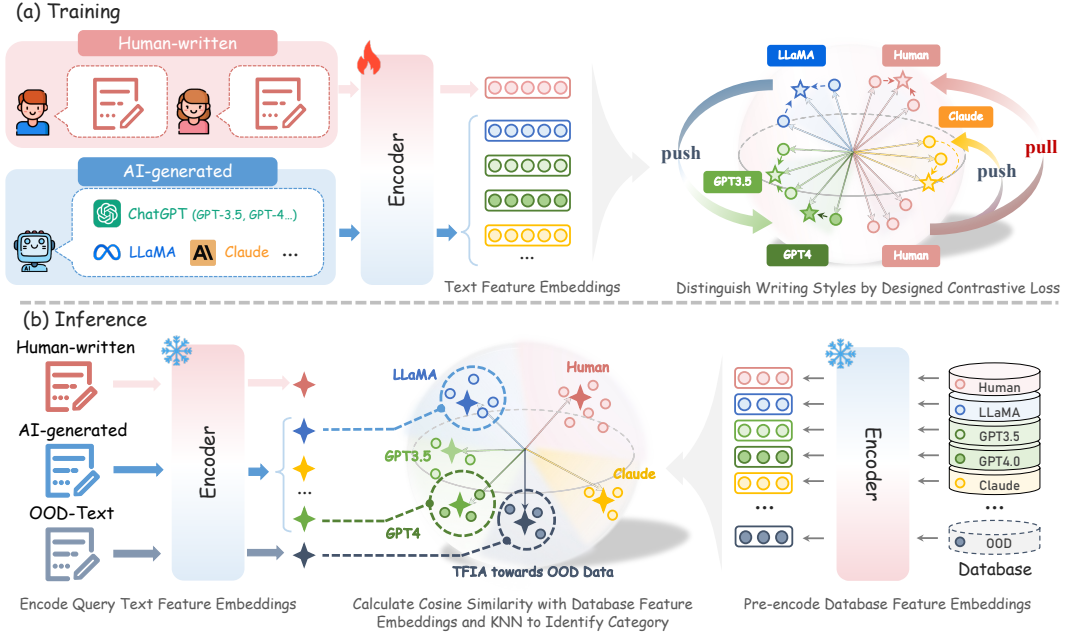


Figure 1: Overview of DeTeCtive. (a) Training. With our proposed multi-task auxiliary multi-level contrastive loss, the pre-trained text encoder is fine-tuned to distinguish various writing styles. (b) Inference. We employ a similarity query-based method for classification and incorporate Training-Free Incremental Adaptation (TFIA) for out-of-distribution (OOD) detection.

methods typically employ hand-crafted features [63, 47, 32] or adopt neural networks [11, 27, 24] to learn discriminative features between human-written and AI-generated text, treating them as two distinct categories. Ultimately, this task is reduced to a binary classification problem. While this formulation appears simple and straightforward, it neglects a vital factor. Analogous to how different novelists often demonstrate unique writing styles, it’s critical to consider that different LLMs, due to variations in model architectures, training data and strategies, will inevitably infuse certain preferences and biases. Consequently, these variations induce stylistic differences. Therefore, categorizing all the texts generated by any LLM as the same category clearly overlooks these disparities.

To overcome this limitation, we present **DeTeCtive**, a general framework compatible with diverse text encoders, as shown in Figure 1. By leveraging a method that incorporates a novel multi-level contrastive learning with multi-task learning, DeTeCtive regulates the distance between samples of varying relations within the feature space, enabling the model to learn distinctive features. During inference, we adopt a dense information retrieval [66, 58] pipeline. The query text is classified by comparing its similarity with existing data entries in the database via the K-Nearest Neighbors (KNN) [15] algorithm.

3.2 Multi-task Auxiliary Multi-level Contrastive Learning

Optimization objective and justification. As discussed in Section 3.1, the distinctive writing styles attributed to different authors constitute a vast feature space. We perceive each LLM as an *individual author*. Consequently, AI-generated text detection evolves into a task of differentiating diverse writing styles within this feature space. Driven by this insight, it becomes critical to discern the similarities and discrepancies across varying writing styles. To effectuate this, we carefully devise a multi-task auxiliary, multi-level contrastive loss to facilitate the learning of fine-grained features.

Specifically, LLMs developed by the same company often demonstrate similar preferences and inherent biases, given the shared model designs, training strategies, and datasets utilized [60, 13, 76, 70]. Common techniques [81] like the unified auto-regressive modeling approach can also introduce some level of commonalities across company boundaries, though these may be less pronounced. Drawing parallels, the multi-level similarities among LLMs can be seen as familial kinship relations within an expansive family tree, distinguishing between those closely related and those more distant.

We aim to capture these kinship relations with a text encoder, allowing the encoder to capture the multi-level similarities and distinctions. Consequently, we expect the encoded features from different sources to reflect their relations within the high-dimensional feature space as follows:

$$\mathbb{E}_{x \sim P_i, y \sim P_j} [Sim(\Phi(x), \Phi(y))] > \mathbb{E}_{x \sim P_i, y \sim P_{j+1}} [Sim(\Phi(x), \Phi(y))], \forall 1 \leq i \leq j < 4, \quad (1)$$

where Sim denotes the similarity measurement, $\Phi(\cdot)$ symbolizes the encoding function, and P_1 to P_4 signify different text distributions. Specifically, P_1 corresponds to the distribution generated by a particular LLM, P_2 to the distribution generated by LLMs developed by the same company, P_3 to the distribution generated by any LLM, and P_4 to the distribution of human-written text. This configuration aims to ensure that closeness in distribution corresponds to heightened similarity after encoding, encouraging the model to discern fine-grained multi-level relations.

Multi-level contrastive learning. According to the similarity constraints defined in Ineq. 1 above, when processing a data batch containing N samples, for the i_{th} sample T_i , we assign it with a label x_i . If the text is generated by an LLM, then $x_i = 0$, otherwise, $x_i = 1$. For those AI-generated text (i.e., $x_i = 0$), we further label the model series and the specific model with y_i and z_i . Then, the encoding function $\Phi(\cdot)$ maps the text into a d -dimensional feature space R^d . For any two samples T_i and T_j , we compute the cosine similarity between their encoded features through $Sim(\Phi(T_i), \Phi(T_j))$, and define this similarity metric as $S(i, j)$. For human-written text $T_i(x_i = 1)$, the similarity of its encoding with other human-written text encodings should be greater than the similarity with AI-generated ones, hence the following relationship should be satisfied:

$$S(i, j) > S(i, k), \forall x_j = 1, x_k = 0. \quad (2)$$

Similarly, for text $T_i(x_i = 0)$ generated by LLMs, Ineq. 1 suggests the existence of multi-level similarities and differences internally within LLMs, expressed as follows:

$$S(i, j) > S(i, l) > S(i, m) > S(i, n), \forall z_i = z_j, z_i \neq z_l, y_i = y_l, y_i \neq y_m, x_i = x_m, x_i \neq x_n. \quad (3)$$

In order to achieve the above optimization objectives, we propose a method to solve these constraints hierarchically. Specifically, for the first inequality in Ineq. 3, we consider the index l, m, n that satisfies the conditions in the above constraints as a whole set, denoted as k , that is:

$$S(i, j) > S(i, k), \quad \forall z_i = z_j, z_i \neq z_k. \quad (4)$$

For the remaining inequalities, similar conditions are set to satisfy the constraints, culminating in:

$$\begin{cases} S(i, j) > S(i, k), & \forall x_i = 1, & x_i = x_j, & x_i \neq x_k \\ S(i, j) > S(i, k), & \forall x_i = 0, & z_i = z_j, & z_i \neq z_k \\ S(i, j) > S(i, k), & \forall x_i = 0, & z_i \neq z_j, & y_i = y_j, & y_i \neq y_k \\ S(i, j) > S(i, k), & \forall x_i = 0, & y_i \neq y_j, & x_i = x_j, & x_i \neq x_k. \end{cases} \quad (5)$$

To address the similarity constraints defined in Ineq. 5, we adopt a framework based on SimCLR [9] and propose a method for defining positive and negative sample pairs, from which we derive the corresponding contrastive learning loss. Unlike conventional contrastive losses, our positive sample is not a single instance, but a collection of positive samples meeting the conditions. We consider the positive sample similarity as the average value related to the entire set of positive samples from the current sample's perspective. The handling of negative samples echoes that of SimCLR, rendering the contrastive learning loss as demonstrated in Eq. 6, where q signifies the current sample, K^+ is a set of positive samples, K^- is a set of negative samples, τ indicates the temperature coefficient, and N_{K^+} represents the size of the positive sample set.

$$\mathcal{L}_q = -\log \frac{\exp\left(\sum_{k \in K^+} \frac{S(q, k)}{\tau} / N_{K^+}\right)}{\exp\left(\sum_{k \in K^+} \frac{S(q, k)}{\tau} / N_{K^+}\right) + \sum_{k \in K^-} \exp\left(\frac{S(q, k)}{\tau}\right)}. \quad (6)$$

Different constraints correspond to varied positive and negative sample sets, and accordingly, multi-level contrastive losses are calculated. Following the definition in Ineq. 5, these loss are denoted as $\mathcal{L}_{q_i, 1}, \mathcal{L}_{q_i, 2}, \mathcal{L}_{q_i, 3}, \mathcal{L}_{q_i, 4}$, respectively. The overall multi-level contrastive loss \mathcal{L}_{mcl} is as shown in Eq. 7, where δ, α, β , and γ are coefficients used to adjust the weight between the multi-level relations. Take note that we designate δ as the coefficient balancing human-written and LLMs-generated, ensuring $\delta = \alpha + \beta + \gamma$, in an effort to maintain equilibrium, and we set $\alpha = \beta = \gamma = 1.0$.

$$\mathcal{L}_{mcl} = \sum_{i=1}^N x_i \cdot (\delta \cdot \mathcal{L}_{q_i, 1}) + (1 - x_i) \cdot (\alpha \cdot \mathcal{L}_{q_i, 2} + \beta \cdot \mathcal{L}_{q_i, 3} + \gamma \cdot \mathcal{L}_{q_i, 4}). \quad (7)$$

Through this carefully designed multi-level contrastive learning, we drive the model to learn fine-grained features of different sources. This strategy empowers the model to discern diverse writing styles, enhancing the accuracy and generalization of AI-generated text detection.

Multi-task auxiliary learning. Given that multi-task learning [7] enables the model to simultaneously learn multiple tasks online by sharing useful information between different tasks, it promotes the model to learn more generic and discriminative features, hence enhancing the model’s generalization ability. Therefore, based on the aforementioned contrastive learning framework, we integrate an MLP classifier into the output layer of the encoder. This classifier performs a binary classification to determine whether a given query text was generated by human or LLM. We introduce a cross-entropy loss \mathcal{L}_{ce} to optimize this classifier as follows:

$$\mathcal{L}_{ce} = -\frac{1}{N} \sum_{i=1}^N x_i \cdot \log(p_i) + (1 - x_i) \cdot \log(1 - p_i), \quad (8)$$

where p_i is the probability of the i_{th} sample x_i being classified as human-written. Therefore, the overall multi-task auxiliary multi-level contrastive loss is defined as:

$$\mathcal{L}_{all} = \mathcal{L}_{mcl} + \mathcal{L}_{ce}. \quad (9)$$

3.3 Training-Free Incremental Adaptation

With the rapid advancement of LLMs and their proliferating applications, new models continually emerge, spanning an increasingly diverse range of domains. Existing AI-generated text detection solutions, which typically treat the task as a binary classification problem [11, 24], encounter difficulties in generalizing to new models and domains that yield out-of-distribution (OOD) data. When confronted with OOD data, these approaches commonly require retraining the model, a strategy that undeniably falls short of practicality in real-world applications. In light of this challenge, we propose a novel solution based on our existing framework — the Training-Free Incremental Adaptation (TFIA). This method allows our model to adapt to new domains or newly emerged LLMs without any further training. Specifically, When encountering OOD data not covered in the training set, we simply encode these data using our fine-tuned text encoder and incorporate the encoded features into the existing feature database D_E , forming an expanded feature database D'_E . During inference, replacing the original database D_E with the expanded feature database D'_E can enhance the performance of the model when dealing with OOD data. TFIA amplifies DeTeCtive’s ability in identifying OOD sources, effectively leveraging the model’s generalization capabilities. Through this mechanism, the DeTeCtive framework can adapt to OOD data without any retraining. We validate the effectiveness of TFIA through a series of experiments.

4 Experiments

In this section, we first introduce the utilized datasets, evaluation metrics, baseline methods, and implementation details in Section 4.1. We then present main experimental results and other applications in Section 4.2 and Section 4.3, followed by ablation studies and Training-Free Incremental Adaptation (TFIA) analysis in Section 4.4.

4.1 Experimental Setup

Datasets. In this study, we employ three widely-used and challenging datasets to evaluate our proposed method. The *Deepfake* [39] dataset includes text generated by 27 different LLMs and human-written content from multiple websites across 10 domains, encompassing 332K training and 57K test data. It also outlines six diverse testing scenarios, covering an array of settings from domain-specific to cross-domains, and out-of-distribution detection scenarios. The *M4* [68] dataset is a multi-domain, multi-model, and multi-language dataset encompassing data from 8 LLMs, 6 domains, and 9 languages. With machine text in its testing data paraphrased by OUTFOX [33], which introduces more complexity to the task. We perform experiments in both monolingual and multilingual settings, with the former containing 120K training and 34K testing data, and the latter comprising 157K training and 42K testing data. Finally, we make use of the *TuringBench* [61] dataset. TuringBench collects human-written text mainly from news titles and content, predominantly

politics-related. Incorporating data from 19 LLMs within a single domain, it forms a dataset of 112K training and 37K testing entries. For more detailed information, please refer to Appendix C.

Evaluation metrics. In line with existing works, we employ Average Recall (AvgRec) and the F1-score as our primary evaluation metrics. AvgRec, the average of recall for human-written (HumanRec) and AI-generated (MachineRec) text. Simple accuracy is inadequate for reflecting a model’s performance on a minority class, especially in cases of data imbalance. The F1-score considers both the precision and recall of the model, evaluating overall model performance by computing the harmonic mean of these two. Together, these metrics present a comprehensive view of the effectiveness in detecting AI-generated text.

Baseline methods. In the experiment assessing the compatibility of our method to various text encoders, we use the zero-shot results of these pre-trained text encoders on the Cross-domains & Cross-models subset of the Deepfake dataset as the baseline. We then compare these results with the ones after fine-tuning with our method. In all subsequent experiments, for comparison analysis, we utilize the pre-trained SimCSE-RoBERTa [21] model as our text encoder. We conduct comparisons with several training-based methods across all three datasets. These incorporate methods which train classifiers upon RoBERTa [43] and Longformer [2] models, the T5-Sentinel [10] method that classifies using the output probability of the T5 [51] model, and the SCL [42] approach that uses supervised contrastive learning to assist classification. Additionally, in all six scenarios of the Deepfake dataset, we extend our comparison to include manual-feature-based methods encompassing FastText [4] and GLTR [22], in addition to DetectGPT [47], a statistical-based method.

Implementation details. For all our method’s experiments, we use the interfaces and pre-trained model weights from the HuggingFace transformers [28] library. We freeze the embedding layers and only train the remaining model parameters. All experiments use the same hyperparameters and an AdamW [44] optimizer with a cosine annealing learning rate schedule. The peak learning rate is set at $2e-05$, warmed up linearly for 2000 steps, and weight decay is set to $1e-04$. The maximum input token length is 512. We train for 50 epochs with batch size of 32 per GPU on 8 NVIDIA V100 GPUs. During inference, we implement with an efficient K-Nearest Neighbors (KNN) [15] algorithm provided by the Faiss [46] library, to perform classification. For all comparative experiments, we use their open-source code and default settings for training and testing, and then report the results.

4.2 Main Results

Firstly, we fine-tune multiple pre-trained text encoders on Cross-domains & Cross-models subset of the Deepfake [39] dataset using our method to validate its broad compatibility. As shown in Table 6, all models improve on their baselines, confirming our method’s effectiveness with diverse text encoders in AI-generated text detection. Among them, the SimCSE-RoBERTa [21] model achieves the second-best performance with relatively fewer parameters. Thus, we select this model as our text encoder for all the subsequent experiments.

Subsequently, to validate the performance in comparison to existing approaches, and to ascertain its robustness, we conduct experiments on three commonly-used datasets. These include the M4 [68] dataset (M4-monolingual and M4-multilingual), TuringBench [61], and the Cross-domains & Cross-models subset of Deepfake which is the largest and most challenging subset in the In-distribution scenarios of Deepfake. The results are shown in Table 1. Our method achieves the state-of-the-art performance on each dataset. Using the AvgRec metric for illustration, our method surpasses the second-best method by 6.52% in the M4-monolingual setting and by 7.15% in the M4-multilingual setting. Despite the comparatively lower difficulty of the earlier released TuringBench dataset, where all comparative methods perform well, our model still outperforms the second-best by 0.15%. Furthermore, in the Cross-domains & Cross-models subset of Deepfake, our method exceeds the runner-up by 2.66%. Indicated by the aforementioned experimental results, our method performs commendably across multiple datasets, demonstrating that the framework we propose is robust against diverse data distributions and scenarios.

To verify the capability of our method in terms of domain adaptation and out-of-distribution (OOD) detection, we conduct experiments on all six scenarios proposed in the Deepfake dataset. The dataset is strictly divided into different subsets to ensure that the testing data used for any given scenario is not used as training data for other settings. In In-distribution detection, comparison methods are trained

Table 1: Experimental results on M4-monolingual [68], M4-multilingual [68], TuringBench [61] and Deepfake’s Cross-domains & Cross-models subset [39]. The best number is highlighted in **bold**, while the second best one is underlined.

Method	M4-monolingual		M4-multilingual		TuringBench		Deepfake	
	AvgRec	F1	AvgRec	F1	AvgRec	F1	AvgRec	F1
RoBERTa	88.70	88.44	80.01	84.44	<u>99.59</u>	<u>99.29</u>	87.30	88.37
SCL (ICLR 2021)	<u>91.92</u>	<u>91.21</u>	<u>86.27</u>	<u>84.75</u>	99.46	99.22	90.59	89.83
Longformer (ACL 2024)	80.99	81.42	84.68	83.00	99.40	98.95	90.53	89.76
T5-Sentinel (EMNLP 2023)	84.01	81.08	76.21	68.99	99.39	97.43	<u>93.49</u>	<u>93.30</u>
Binoculars (ICML 2024)	89.89	89.89	80.63	82.43	51.24	9.98	64.96	70.58
DeTeCTive (Ours)	98.44	98.38	93.42	93.05	99.74	99.35	96.15	96.16

Table 2: Experimental results of AvgRec on six scenarios proposed in Deepfake [39] dataset. In Out-of-distribution detection, our method produces two results. The left one is the regular testing result while the right one indicates the result combining with TFIA. The best number is highlighted in **bold**, while the second best one is underlined. For detailed results, please refer to Table 12.

Detection Scenario	Testbed Type	Longformer	GLTR	DetectGPT	FastText	DeTeCTive (Ours)
In-distribution	Cross-domains & Cross-models	<u>90.53</u>	55.42	60.48	78.80	96.15
	Cross-domains & Model-specific	<u>96.10</u>	77.58	62.31	83.02	96.73
	Domain-specific & Cross-models	<u>93.51</u>	63.08	60.48	81.67	96.11
	Domain-specific & Model-specific	<u>96.60</u>	87.45	86.37	94.54	99.77
Out-of-distribution	Unseen Models	86.61	57.49	62.31	68.61	<u>92.19</u> / 93.03
	Unseen Domains	68.40	56.48	60.48	63.54	<u>82.60</u> / 89.63

separately on each specific subset and then averaged to get the final results. Conversely, we only train on the Cross-domains & Cross-models subset. During testing, we solely employ each scenario’s training data as the database, skipping additional training on these data and progressing directly to inference. Our method outperforms other methods in every setting. The precise experimental results of AvgRec are presented in the first row of Table 2. For the Out-of-distribution detection, it is further divided into two cases: Unseen Models and Unseen Domains. The testing set includes data from the above two scenarios, which has not appeared in the training set. The AvgRec results are as shown in the second row of Table 2, where our method surpasses the next by 5.58% and 14.2% respectively in terms of AvgRec. The results demonstrate the good generalization performance of our method, considerably outperforming existing methods. Finally, we devise a set of experiments where we incorporate corresponding OOD data from training sets of the Cross-domains & Cross-models subset into the database to aid detection. There is a substantial performance improvement in the Unseen Domains scenario, with an additional 7.03% increase in AvgRec. For the Unseen Models, only a slight improvement is observed, which can be attributed to the existing capability of identifying similar models. This also highlights the effectiveness of the multi-level contrastive learning within our method from another perspective. We refer to this finding as Training-Free Incremental Adaptation (TFIA), and we delve deeper into the analysis of TFIA capability in Section 4.4.

4.3 More Applications

Attack robustness. In order to investigate the robustness of our method to paraphrasing attack, we conduct experiments on the OUTFOX [33] dataset. The experiments are divided into three scenarios: Non-attacked, DIPPER [35] attack, and OUTFOX attack, the results are presented in Table 3. From the experimental results, it can be seen that our method achieves the best results under all three settings, and the performance of our method does not decline much after being attacked, whereas the performance of other methods declines significantly. The analysis is as follows, we believe that our usage of the K-Nearest Neighbours (KNN) algorithm for classification offers our approach with a level of fault tolerance. Thus, minor disturbances prompted by certain attacks do not engender significant feature drift. Consequently, our method remains effective in detection. Therefore, these experiments show that our method has good robustness against paraphrasing attack.

Authorship attribution detection. To further probe the efficacy of our method in the task of authorship attribution detection, we conduct comprehensive experiments on TuringBench [35] dataset,

Table 3: Experimental results on attack robustness on OUTFOX [33] dataset, including DIPPER [35] attack and OUTFOX attack methods. The best number is highlighted in **bold**.

Attacker	Non-attacked		DIPPER		OUTFOX	
Detector	AvgRec	F1	AvgRec	F1	AvgRec	F1
RoBERTa-base	93.0	92.9	91.5	91.3	81.5	78.9
RoBERTa-large	90.8	90.7	94.3	94.4	73.9	68.3
HC3 Detector	74.9	73.8	41.3	5.5	39.8	0.7
OUTFOX	96.5	96.4	82.4	79.0	61.8	39.4
DeTeCTive (Ours)	99.1	99.1	97.7	97.5	97.0	96.9

Table 4: Experimental results of authorship attribution detection on TuringBench [61] dataset. The best number is highlighted in **bold**.

Method	Precision	Accuracy	Recall	F1
Random Forest	58.93	61.47	60.53	58.47
SVM (3-grams)	71.24	72.99	72.23	71.49
WriteprintsRFC	45.78	49.43	48.51	46.51
Syntax-CNN	65.20	66.13	65.44	64.80
N-gram CNN	69.09	69.14	68.32	66.65
N-gram LSTM	66.94	68.98	68.24	66.46
OpenAI Detector	78.10	78.73	78.12	77.41
BertAA	77.96	78.12	77.50	77.58
BERT-Multinomial	80.31	80.78	80.21	79.96
RoBERTa-Multinomial	82.14	81.73	81.26	81.07
DeTeCTive (Ours)	84.04	82.75	82.59	83.05

comparing our method against various baseline solutions. As depicted in Table 4, our method illustrates commendable performance in this task, substantiating its capacity to learn and apply multi-level features effectively in a multi-class classification context.

4.4 Ablation studies and Analysis

Ablation studies. To systematically evaluate the effects of each component in our method, we conduct a series of ablation studies as shown in Table 5. The experiments show that removing any loss term results in a performance decrease. Notably, when the multi-level contrastive loss \mathcal{L}_{mcl} in Eq. 9 we proposed is replaced by a plain contrastive loss \mathcal{L}_{pcl} , the performance declines the most compared to other loss terms, because only the human-written text and AI-generated text are treated as negative sample pairs, without considering the internal relations. Furthermore, using a similarity-based KNN classification scheme also enhances the performance.

Analysis on TFIA. We further explore how incrementally adding corresponding OOD samples affects the performance, illustrated in Figure 2. The results demonstrate that as more OOD data are incorporated into the database, the model’s performance improves consistently. Adding a modest amount of OOD data can considerably enhance the performance, particularly noticeable in unseen

Table 5: Ablation studies on loss design and classification approach, all conducted on Deepfake’s Cross-domains & Cross-models subset [39].

Ablation Components	Configurations	HumanRec	MachineRec	AvgRec*	F1*
Loss desgin (classification w/ KNN)	\mathcal{L}_{all} (Baseline)	95.36	96.94	96.15	96.16
	$\mathcal{L}_{pcl} + \mathcal{L}_{ce}$	91.93	96.51	94.22	94.12
	w/o \mathcal{L}_{ce}	93.03	96.99	95.01	94.95
	w/ $\alpha = 0$	93.89	96.61	95.25	95.22
	w/ $\beta = 0$	92.85	97.03	94.94	94.87
	w/ $\gamma = 0$	92.89	96.86	94.88	94.81
Classification approach	w/ classification head	88.99	97.39	93.19	92.92

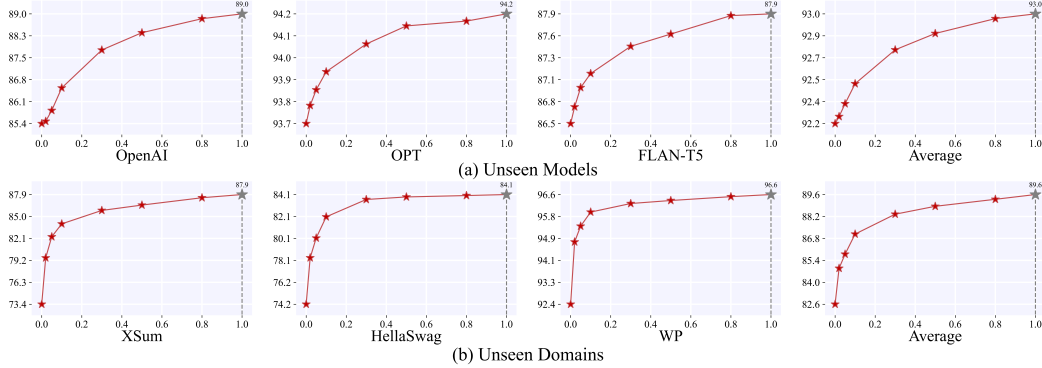


Figure 2: Analysis of model performance changes with the addition of OOD data. The x-axis represents the proportion of OOD data added, and the y-axis represents the AvgRec metric. (a) presents the results for Unseen Models, and (b) for Unseen Domains.

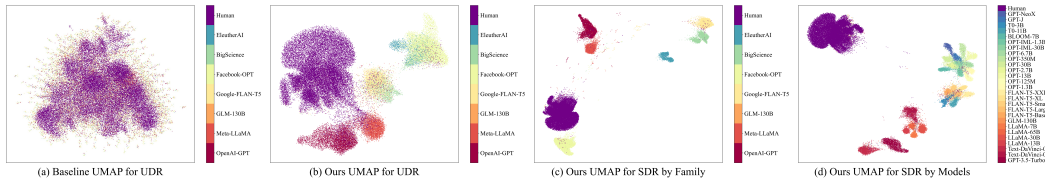


Figure 3: UMAP [45] dimensionality reduction visualization results, Where UDR stands for Unsupervised Dimensionality Reduction and SDR stands for Supervised Dimensionality Reduction.

domain scenarios. This suggests that in practical applications, TFIA could effectively mitigate the unsatisfactory adaptability of current methods to OOD data. For more detailed information about the TFIA experiments, please refer to Appendix E.

Visualizations of learned embeddings. To further verify our method’s capability to differentiate various writing styles, we apply UMAP [45] for dimensionality reduction on text embeddings from the test set of the Deepfake Cross-domains & Cross-models subset. As shown in Figure 3 (a), using a pre-trained model directly fails to segregate embeddings of varying categories. In contrast, after fine-tuning with our method, UMAP unsupervised dimensionality reduction is already capable of clustering the features of various categories well, as shown in Figure 3 (b). With UMAP supervised dimensionality reduction, as shown in Figure 3 (c) and (d), our model further reflects the multi-level relations either between model families or individual models.

5 Conclusion

In this paper, we propose **DeTeCtive**, a novel method for AI-generated text detection, anchored by a multi-task auxiliary multi-level contrastive learning framework. Through extensive experiments, our method demonstrates state-of-the-art performance on three popular benchmarks, validating the effectiveness of each component via ablation studies. We also uncover our method’s Training-Free Incremental Adaptation (TFIA) capability, enriching its experimental analysis. We hope our work brings new insights and findings for the task of AI-generated text detection.

References

- [1] Josh Achiam, Steven Adler, Sandhini Agarwal, Lama Ahmad, Ilge Akkaya, Florencia Leoni Aleman, Diogo Almeida, Janko Altenschmidt, Sam Altman, Shyamal Anadkat, et al. Gpt-4 technical report. *arXiv preprint arXiv:2303.08774*, 2023.
- [2] Iz Beltagy, Matthew E Peters, and Arman Cohan. Longformer: The long-document transformer. *arXiv preprint arXiv:2004.05150*, 2020.
- [3] Sid Black, Stella Biderman, Eric Hallahan, Quentin Anthony, Leo Gao, Laurence Golding, Horace He, Connor Leahy, Kyle McDonell, Jason Phang, et al. Gpt-neox-20b: An open-source autoregressive language model. *arXiv preprint arXiv:2204.06745*, 2022.
- [4] Piotr Bojanowski, Edouard Grave, Armand Joulin, and Tomas Mikolov. Enriching word vectors with subword information. *Transactions of the association for computational linguistics*, 5:135–146, 2017.
- [5] Jack Brassil, Steven H. Low, Nicholas F. Maxemchuk, and Lawrence O’Gorman. Electronic marking and identification techniques to discourage document copying. *Proceedings of INFO-COM ’94 Conference on Computer Communications*, pages 1278–1287 vol.3, 1994.
- [6] Tom Brown, Benjamin Mann, Nick Ryder, Melanie Subbiah, Jared D Kaplan, Prafulla Dhariwal, Arvind Neelakantan, Pranav Shyam, Girish Sastry, Amanda Askell, et al. Language models are few-shot learners. *Advances in neural information processing systems*, 33:1877–1901, 2020.
- [7] Rich Caruana. Multitask learning. *Machine learning*, 28:41–75, 1997.
- [8] Hong Chen, Hiroya Takamura, and Hideki Nakayama. Scixgen: a scientific paper dataset for context-aware text generation. *arXiv preprint arXiv:2110.10774*, 2021.
- [9] Ting Chen, Simon Kornblith, Mohammad Norouzi, and Geoffrey Hinton. A simple framework for contrastive learning of visual representations. In *International conference on machine learning*, pages 1597–1607. PMLR, 2020.
- [10] Yutian Chen, Hao Kang, Vivian Zhai, Liangze Li, Rita Singh, and Bhiksha Raj. Token prediction as implicit classification to identify llm-generated text. In *Proceedings of the 2023 Conference on Empirical Methods in Natural Language Processing*, pages 13112–13120, 2023.
- [11] Yutian Chen, Hao Kang, Vivian Zhai, Liangze Li, Rita Singh, and Bhiksha Ramakrishnan. Gpt-sentinel: Distinguishing human and chatgpt generated content. *arXiv preprint arXiv:2305.07969*, 2023.
- [12] Aakanksha Chowdhery, Sharan Narang, Jacob Devlin, Maarten Bosma, Gaurav Mishra, Adam Roberts, Paul Barham, Hyung Won Chung, Charles Sutton, Sebastian Gehrmann, et al. Palm: Scaling language modeling with pathways. *Journal of Machine Learning Research*, 24(240):1–113, 2023.
- [13] Hyung Won Chung, Le Hou, Shayne Longpre, Barret Zoph, Yi Tay, William Fedus, Yunxuan Li, Xuezhi Wang, Mostafa Dehghani, Siddhartha Brahma, et al. Scaling instruction-finetuned language models. *Journal of Machine Learning Research*, 25(70):1–53, 2024.
- [14] Mike Conover, Matt Hayes, Ankit Mathur, Jianwei Xie, Jun Wan, Sam Shah, Ali Ghodsi, Patrick Wendell, Matei Zaharia, and Reynold Xin. Free dolly: Introducing the world’s first truly open instruction-tuned llm, 2023.
- [15] Thomas Cover and Peter Hart. Nearest neighbor pattern classification. *IEEE transactions on information theory*, 13(1):21–27, 1967.
- [16] Tianyu Cui, Yanling Wang, Chuanpu Fu, Yong Xiao, Sijia Li, Xinhao Deng, Yunpeng Liu, Qinglin Zhang, Ziyi Qiu, Peiyang Li, et al. Risk taxonomy, mitigation, and assessment benchmarks of large language model systems. *arXiv preprint arXiv:2401.05778*, 2024.
- [17] Long Dai, Jiarong Mao, Xuefeng Fan, and Xiaoyi Zhou. Deephider: A multi-module and invisibility watermarking scheme for language model. *arXiv preprint arXiv:2208.04676*, pages 1–16, 2022.

- [18] Jacob Devlin, Ming-Wei Chang, Kenton Lee, and Kristina Toutanova. Bert: Pre-training of deep bidirectional transformers for language understanding. *arXiv preprint arXiv:1810.04805*, 2018.
- [19] Angela Fan, Yacine Jernite, Ethan Perez, David Grangier, Jason Weston, and Michael Auli. ELI5: Long form question answering. In Anna Korhonen, David Traum, and Lluís Màrquez, editors, *Proceedings of the 57th Annual Meeting of the Association for Computational Linguistics*, pages 3558–3567, Florence, Italy, July 2019. Association for Computational Linguistics.
- [20] Angela Fan, Mike Lewis, and Yann Dauphin. Hierarchical neural story generation. *arXiv preprint arXiv:1805.04833*, 2018.
- [21] Tianyu Gao, Xingcheng Yao, and Danqi Chen. Simcse: Simple contrastive learning of sentence embeddings. In *Proceedings of the 2021 Conference on Empirical Methods in Natural Language Processing*, pages 6894–6910, 2021.
- [22] Sebastian Gehrmann, SEAS Harvard, Hendrik Strobelt, and Alexander M Rush. Gltr: Statistical detection and visualization of generated text. *ACL 2019*, page 111, 2019.
- [23] Chenxi Gu, Chengsong Huang, Xiaoqing Zheng, Kai-Wei Chang, and Cho-Jui Hsieh. Watermarking pre-trained language models with backdooring. *arXiv preprint arXiv:2210.07543*, 2022.
- [24] Beliz Gunel, Jingfei Du, Alexis Conneau, and Ves Stoyanov. Supervised contrastive learning for pre-trained language model fine-tuning. *arXiv preprint arXiv:2011.01403*, 2020.
- [25] Kaiming He, Haoqi Fan, Yuxin Wu, Saining Xie, and Ross Girshick. Momentum contrast for unsupervised visual representation learning. In *Proceedings of the IEEE/CVF conference on computer vision and pattern recognition*, pages 9729–9738, 2020.
- [26] R Devon Hjelm, Alex Fedorov, Samuel Lavoie-Marchildon, Karan Grewal, Phil Bachman, Adam Trischler, and Yoshua Bengio. Learning deep representations by mutual information estimation and maximization. *arXiv preprint arXiv:1808.06670*, 2018.
- [27] Xiaomeng Hu, Pin-Yu Chen, and Tsung-Yi Ho. Radar: Robust ai-text detection via adversarial learning. *Advances in Neural Information Processing Systems*, 36:15077–15095, 2023.
- [28] HuggingFace. HuggingFace. <https://huggingface.co/docs/transformers/index>, 2024.
- [29] Dongyeop Kang, Waleed Ammar, Bhavana Dalvi, Madeleine Van Zuylen, Sebastian Kohlmeier, Eduard Hovy, and Roy Schwartz. A dataset of peer reviews (peerread): Collection, insights and nlp applications. *arXiv preprint arXiv:1804.09635*, 2018.
- [30] Mohan S Kankanhalli and KF Hau. Watermarking of electronic text documents. *Electronic Commerce Research*, 2:169–187, 2002.
- [31] Nitish Shirish Keskar, Bryan McCann, Lav R Varshney, Caiming Xiong, and Richard Socher. Ctrl: A conditional transformer language model for controllable generation. *arXiv preprint arXiv:1909.05858*, 2019.
- [32] John Kirchenbauer, Jonas Geiping, Yuxin Wen, Jonathan Katz, Ian Miers, and Tom Goldstein. A watermark for large language models. In *International Conference on Machine Learning*, pages 17061–17084. PMLR, 2023.
- [33] Ryuto Koike, Masahiro Kaneko, and Naoaki Okazaki. Outfox: Llm-generated essay detection through in-context learning with adversarially generated examples. In *Proceedings of the AAAI Conference on Artificial Intelligence*, pages 21258–21266, 2024.
- [34] Mahnaz Koupaee and William Yang Wang. Wikihow: A large scale text summarization dataset. *arXiv preprint arXiv:1810.09305*, 2018.
- [35] Kalpesh Krishna, Yixiao Song, Marzena Karpinska, John Wieting, and Mohit Iyyer. Paraphrasing evades detectors of ai-generated text, but retrieval is an effective defense. *Advances in Neural Information Processing Systems*, 36, 2024.

- [36] Nicolas Küchler, Emanuel Opel, Hidde Lycklama, Alexander Viand, and Anwar Hithnawi. Cohere: Managing differential privacy in large scale systems. *arXiv preprint arXiv:2301.08517*, 2023.
- [37] Guillaume Lample and Alexis Conneau. Cross-lingual language model pretraining. *arXiv preprint arXiv:1901.07291*, 2019.
- [38] Xianming Li and Jing Li. Angle-optimized text embeddings. *arXiv preprint arXiv:2309.12871*, 2023.
- [39] Yafu Li, Qintong Li, Leyang Cui, Wei Bi, Longyue Wang, Linyi Yang, Shuming Shi, and Yue Zhang. Deepfake text detection in the wild. *arXiv preprint arXiv:2305.13242*, 2023.
- [40] Zehan Li, Xin Zhang, Yanzhao Zhang, Dingkun Long, Pengjun Xie, and Meishan Zhang. Towards general text embeddings with multi-stage contrastive learning. *arXiv preprint arXiv:2308.03281*, 2023.
- [41] Aiwei Liu, Leyi Pan, Xuming Hu, Shuang Li, Lijie Wen, Irwin King, and Philip S Yu. A private watermark for large language models. *arXiv preprint arXiv:2307.16230*, 2023.
- [42] Xiaoming Liu, Zhaohan Zhang, Yichen Wang, Hang Pu, Yu Lan, and Chao Shen. Coco: Coherence-enhanced machine-generated text detection under low resource with contrastive learning. In *Proceedings of the 2023 Conference on Empirical Methods in Natural Language Processing*, pages 16167–16188, 2023.
- [43] Yinhan Liu, Myle Ott, Naman Goyal, Jingfei Du, Mandar Joshi, Danqi Chen, Omer Levy, Mike Lewis, Luke Zettlemoyer, and Veselin Stoyanov. Roberta: A robustly optimized bert pretraining approach. *arXiv preprint arXiv:1907.11692*, 2019.
- [44] Ilya Loshchilov and Frank Hutter. Decoupled weight decay regularization. In *International Conference on Learning Representations*, 2018.
- [45] Leland McInnes, John Healy, and James Melville. Umap: Uniform manifold approximation and projection for dimension reduction. *arXiv preprint arXiv:1802.03426*, 2018.
- [46] Meta. Meta. <https://faiss.ai/index.html>, 2024.
- [47] Eric Mitchell, Yoonho Lee, Alexander Khazatsky, Christopher D Manning, and Chelsea Finn. Detectgpt: Zero-shot machine-generated text detection using probability curvature. In *International Conference on Machine Learning*, pages 24950–24962. PMLR, 2023.
- [48] Nasrin Mostafazadeh, Nathanael Chambers, Xiaodong He, Devi Parikh, Dhruv Batra, Lucy Vanderwende, Pushmeet Kohli, and James Allen. A corpus and cloze evaluation for deeper understanding of commonsense stories. In *Proceedings of the 2016 Conference of the North American Chapter of the Association for Computational Linguistics: Human Language Technologies*, pages 839–849, 2016.
- [49] Niklas Muennighoff, Thomas Wang, Lintang Sutawika, Adam Roberts, Stella Biderman, Teven Le Scao, M Saiful Bari, Sheng Shen, Zheng-Xin Yong, Hailey Schoelkopf, et al. Crosslingual generalization through multitask finetuning. *arXiv preprint arXiv:2211.01786*, 2022.
- [50] Shashi Narayan, Shay B Cohen, and Mirella Lapata. Don’t give me the details, just the summary! topic-aware convolutional neural networks for extreme summarization. *arXiv preprint arXiv:1808.08745*, 2018.
- [51] Colin Raffel, Noam Shazeer, Adam Roberts, Katherine Lee, Sharan Narang, Michael Matena, Yanqi Zhou, Wei Li, and Peter J Liu. Exploring the limits of transfer learning with a unified text-to-text transformer. *Journal of machine learning research*, 21(140):1–67, 2020.
- [52] Pranav Rajpurkar, Jian Zhang, Konstantin Lopyrev, and Percy Liang. Squad: 100,000+ questions for machine comprehension of text. *arXiv preprint arXiv:1606.05250*, 2016.
- [53] Yu Rong, Yatao Bian, Tingyang Xu, Weiyang Xie, Ying Wei, Wenbing Huang, and Junzhou Huang. Self-supervised graph transformer on large-scale molecular data. *Advances in neural information processing systems*, 33:12559–12571, 2020.

- [54] Victor Sanh, Albert Webson, Colin Raffel, Stephen H Bach, Lintang Sutawika, Zaid Alyafeai, Antoine Chaffin, Arnaud Stiegler, Teven Le Scao, Arun Raja, et al. Multitask prompted training enables zero-shot task generalization. *arXiv preprint arXiv:2110.08207*, 2021.
- [55] Rafael Alberto Rivera Soto, Kailin Koch, Aleem Khan, Barry Y Chen, Marcus Bishop, and Nicholas Andrews. Few-shot detection of machine-generated text using style representations. In *The Twelfth International Conference on Learning Representations*, 2023.
- [56] Jinyan Su, Terry Yue Zhuo, Di Wang, and Preslav Nakov. Detectllm: Leveraging log rank information for zero-shot detection of machine-generated text. *arXiv preprint arXiv:2306.05540*, 2023.
- [57] Chenhao Tan, Vlad Niculae, Cristian Danescu-Niculescu-Mizil, and Lillian Lee. Winning arguments: Interaction dynamics and persuasion strategies in good-faith online discussions. In *Proceedings of the 25th international conference on world wide web*, pages 613–624, 2016.
- [58] Yi Tay, Vinh Tran, Mostafa Dehghani, Jianmo Ni, Dara Bahri, Harsh Mehta, Zhen Qin, Kai Hui, Zhe Zhao, Jai Gupta, et al. Transformer memory as a differentiable search index. *Advances in Neural Information Processing Systems*, 35:21831–21843, 2022.
- [59] Umut Topkara, Mercan Topkara, and Mikhail J. Atallah. The hiding virtues of ambiguity: quantifiably resilient watermarking of natural language text through synonym substitutions. In *Workshop on Multimedia & Security*, 2006.
- [60] Hugo Touvron, Thibaut Lavril, Gautier Izacard, Xavier Martinet, Marie-Anne Lachaux, Timothée Lacroix, Baptiste Rozière, Naman Goyal, Eric Hambro, Faisal Azhar, et al. Llama: Open and efficient foundation language models. *arXiv preprint arXiv:2302.13971*, 2023.
- [61] Adaku Uchendu, Zeyu Ma, Thai Le, Rui Zhang, and Dongwon Lee. Turingbench: A benchmark environment for turing test in the age of neural text generation. In *2021 Findings of the Association for Computational Linguistics, Findings of ACL: EMNLP 2021*, pages 2001–2016. Association for Computational Linguistics (ACL), 2021.
- [62] Honai Ueoka, Yugo Murawaki, and Sadao Kurohashi. Frustratingly easy edit-based linguistic steganography with a masked language model. In *Proceedings of the 2021 Conference of the North American Chapter of the Association for Computational Linguistics: Human Language Technologies*, pages 5486–5492, 2021.
- [63] Christoforos Vasilatos, Manaar Alam, Talal Rahwan, Yasir Zaki, and Michail Maniatakos. Howkgpt: Investigating the detection of chatgpt-generated university student homework through context-aware perplexity analysis. *arXiv preprint arXiv:2305.18226*, 2023.
- [64] Ben Wang and Aran Komatsuzaki. Gpt-j-6b: A 6 billion parameter autoregressive language model, 2021.
- [65] Liang Wang, Nan Yang, Xiaolong Huang, Binxing Jiao, Linjun Yang, Daxin Jiang, Rangan Majumder, and Furu Wei. Text embeddings by weakly-supervised contrastive pre-training. *arXiv preprint arXiv:2212.03533*, 2022.
- [66] Yujing Wang, Yingyan Hou, Haonan Wang, Ziming Miao, Shibin Wu, Qi Chen, Yuqing Xia, Chengmin Chi, Guoshuai Zhao, Zheng Liu, et al. A neural corpus indexer for document retrieval. *Advances in Neural Information Processing Systems*, 35:25600–25614, 2022.
- [67] Yuxia Wang, Jonibek Mansurov, Petar Ivanov, Jinyan Su, Artem Shelmanov, Akim Tsvigun, Osama Mohammed Afzal, Tarek Mahmoud, Giovanni Puccetti, Thomas Arnold, et al. Semeval-2024 task 8: Multidomain, multimodel and multilingual machine-generated text detection. *arXiv preprint arXiv:2404.14183*, 2024.
- [68] Yuxia Wang, Jonibek Mansurov, Petar Ivanov, Jinyan Su, Artem Shelmanov, Akim Tsvigun, Chenxi Whitehouse, Osama Mohammed Afzal, Tarek Mahmoud, Alham Fikri Aji, et al. M4: Multi-generator, multi-domain, and multi-lingual black-box machine-generated text detection. *arXiv preprint arXiv:2305.14902*, 2023.

- [69] Jason Wei, Xuezhi Wang, Dale Schuurmans, Maarten Bosma, Fei Xia, Ed Chi, Quoc V Le, Denny Zhou, et al. Chain-of-thought prompting elicits reasoning in large language models. *Advances in neural information processing systems*, 35:24824–24837, 2022.
- [70] BigScience Workshop, Teven Le Scao, Angela Fan, Christopher Akiki, Ellie Pavlick, Suzana Ilić, Daniel Hesslow, Roman Castagné, Alexandra Sasha Luccioni, François Yvon, et al. Bloom: A 176b-parameter open-access multilingual language model. *arXiv preprint arXiv:2211.05100*, 2022.
- [71] Shitao Xiao, Zheng Liu, Peitian Zhang, and Niklas Muennighoff. C-pack: Packaged resources to advance general chinese embedding, 2023.
- [72] Zhilin Yang, Zihang Dai, Yiming Yang, Jaime Carbonell, Russ R Salakhutdinov, and Quoc V Le. Xlnet: Generalized autoregressive pretraining for language understanding. *Advances in neural information processing systems*, 32, 2019.
- [73] Rowan Zellers, Ari Holtzman, Yonatan Bisk, Ali Farhadi, and Yejin Choi. Hellaswag: Can a machine really finish your sentence? *arXiv preprint arXiv:1905.07830*, 2019.
- [74] Aohan Zeng, Xiao Liu, Zhengxiao Du, Zihan Wang, Hanyu Lai, Ming Ding, Zhuoyi Yang, Yifan Xu, Wendi Zheng, Xiao Xia, et al. Glm-130b: An open bilingual pre-trained model. *arXiv preprint arXiv:2210.02414*, 2022.
- [75] Dejian Zhang, Wei Xiao, Henghui Zhu, Xiaofei Ma, and Andrew O Arnold. Virtual augmentation supported contrastive learning of sentence representations. *arXiv preprint arXiv:2110.08552*, 2021.
- [76] Susan Zhang, Stephen Roller, Naman Goyal, Mikel Artetxe, Moya Chen, Shuohui Chen, Christopher Dewan, Mona Diab, Xian Li, Xi Victoria Lin, et al. Opt: Open pre-trained transformer language models, 2022. URL <https://arxiv.org/abs/2205.01068>, 3:19–0, 2023.
- [77] Xiang Zhang, Junbo Zhao, and Yann LeCun. Character-level convolutional networks for text classification. *Advances in neural information processing systems*, 28, 2015.
- [78] Yan Zhang, Ruidan He, Zuozhu Liu, Kwan Hui Lim, and Lidong Bing. An unsupervised sentence embedding method by mutual information maximization. *arXiv preprint arXiv:2009.12061*, 2020.
- [79] Yanzhao Zhang, Richong Zhang, Samuel Mensah, Xudong Liu, and Yongyi Mao. Unsupervised sentence representation via contrastive learning with mixing negatives. In *Proceedings of the AAAI Conference on Artificial Intelligence*, pages 11730–11738, 2022.
- [80] Yuhao Zhang, Hongji Zhu, Yongliang Wang, Nan Xu, Xiaobo Li, and Binqiang Zhao. A contrastive framework for learning sentence representations from pairwise and triple-wise perspective in angular space. In *Proceedings of the 60th Annual Meeting of the Association for Computational Linguistics (Volume 1: Long Papers)*, pages 4892–4903, 2022.
- [81] Wayne Xin Zhao, Kun Zhou, Junyi Li, Tianyi Tang, Xiaolei Wang, Yupeng Hou, Yingqian Min, Beichen Zhang, Junjie Zhang, Zican Dong, et al. A survey of large language models. *arXiv preprint arXiv:2303.18223*, 2023.
- [82] Kun Zhou, Beichen Zhang, Wayne Xin Zhao, and Ji-Rong Wen. Debaised contrastive learning of unsupervised sentence representations. *arXiv preprint arXiv:2205.00656*, 2022.

A Limitation and Future Work

In this paper, we have not thoroughly explored our method’s interpretability, which we believe is a promising research direction. Follow-up research works can analyze the differences and similarities between human-written text and AI-generated text based on our open-source model, and conduct token-level interpretability research. Also, we have not carried out training on a larger corpus. We believe that performing our method on a larger corpus could enhance the ability to identify writing styles, thereby improving the model’s performance.

B Broader Impacts

The topic of this study is AI-generated text detection, a subject of significant importance for AI-safety. With the rapid development of AI technology, particularly in Natural Language Processing (NLP), the proliferation of AI-generated text raises concerns about global information security, as it may contribute to the spread of disinformation, false information, and content that has the potential to encourage harmful or destructive behaviors, making the detection and monitoring of AI-generated text a pressing issue. The method presented in this paper achieves state-of-the-art performance on several benchmarks. Particularly noteworthy is its superior performance in out-of-distribution (OOD) detection, far surpassing existing methods. These advancements offer promising prospects for the real-world application of AI-generated text detection algorithms. The methodological advancements in this research endeavor to facilitate the safe and ethical usage of AI technologies, consequently strengthening societal security.

C Dataset Details

C.1 Deepfake

The Deepfake [39] dataset collects human-written text from 10 domains. The AI-generated texts are produced by 27 LLMs and have been categorized into 7 model sets, as shown in Table 7. These texts are generated by three types of prompts: continuation prompts, topical prompts, and specified prompts. Table 8 details the specific sources of the dataset and the splits of training, validation, and testing sets. The Deepfake dataset contains 6 different scenarios, carefully divided to ensure that the testing data used for any specific scenario would not be used as training data for other scenarios. These scenarios are categorized into: In-distribution detection and Out-of-distribution detection as follows.

In-distribution detection. In-distribution detection scenario includes four subsets:

- **Domain-specific & Model-specific.** Human-written texts come from a specific domain, and AI-generated texts are from a specific GPT-J-6B [64] model. There are 10 testbeds based on different domains.
- **Domain-specific & Cross-models.** Human-written texts come from a specific domain, and AI-generated texts are from different models. There are 10 testbeds based on different domains.
- **Cross-domains & Model-specific.** Human-written texts are from different domains, and AI-generated texts are from a specific model set. There are 7 testbeds based on different model sets.
- **Cross-domains & Cross-models.** All models and domains are mixed to create a general subset.

Out-of-distribution detection. Out-of-distribution detection scenario includes two subsets:

- **Unseen models.** Texts generated by a specific model set are excluded from the training set. Testing data only comes from the excluded model set. There are 7 testbeds based on different excluded model sets.

- **Unseen domains.** Texts from a specific domain are excluded from the training set, with training data containing text from other domains. Testing data only comes from the excluded domain. There are 10 testbeds based on different excluded domains.

C.2 M4

The M4 [68] dataset is a large-scale dataset featuring multi-domain, multi-model, and multilingual characteristics, as shown in Table 9 and Table 10. This dataset includes text from Wikipedia, WikiHow [34], Reddit [19], arXiv, and PeerRead [29]. Using human-written prompts, models like ChatGPT [6], DaVinci-003 [6], LLaMA [60], FLAN-T5 [13], Cohere [36], Dolly-v2 [14], and BLOOMz [49] generate text in 9 different languages, including English, Chinese, and Russian. [67] organizes a competition to detect AI-generated text based on M4, including tasks such as whole-paragraph detection and sentence-level detection. We use two scenarios designed for whole-paragraph detection: monolingual and multilingual. In monolingual scenario, the test set includes unseen AI-generated texts from GPT-4 [1], and are paraphrased by OUTFOX [33], which increases the difficulty for detection. In multilingual scenario, the test set contains novel languages that have not appeared in either training set or validation set, and AI-generated texts are also paraphrased.

C.3 TuringBench

The TuringBench [61] dataset provides a benchmark for systematically evaluating AI-generated text detection. The human-written texts come from news titles and contents from CNN, Washington Post, and Kaggle. Using these article titles, various LLMs, including the GPT series [6], GROVER series [53], CTRL [31], XLM [37], and XLNET [72], generate articles similar to human-written text, resulting in 200K articles with 20 labels, detailed in Table 11.

D Experiments on compatibility with diverse encoders

The results of fine-tuning various text encoders using our approach are shown in Table 6.

Table 6: Experimental results of applying our method to multiple text encoders on Cross-domains & Cross-models subset of the Deepfake [39] dataset. The best number is highlighted in **bold**, while the second best one is underlined.

Text Encoders	Params	Baseline Results		Fine-tuned Results	
		AvgRec	F1	AvgRec	F1
E5 _{base} [65]	109M	72.88	73.57	94.65 (+21.77)	94.73 (+21.16)
BGE _{base} [71]	109M	64.41	61.66	93.95 (+29.54)	93.89 (+32.23)
GTE _{large} [40]	335M	65.77	62.55	95.20 (+29.43)	95.23 (+32.68)
BERT _{base} [18]	109M	77.43	76.61	94.53 (+17.10)	94.46 (+17.85)
BERT _{large}	335M	75.65	74.85	95.32 (+19.67)	95.37 (+20.52)
RoBERTa _{base} [43]	125M	77.91	76.93	95.04 (+17.13)	94.98 (+18.05)
FLAN-T5 _{base} [13]	223M	66.37	65.53	95.52 (+29.15)	95.48 (+29.95)
FLAN-T5 _{large}	750M	67.46	66.72	96.53 (+29.07)	96.53 (+29.81)
AngIE-BERT _{large} [38]	335M	63.59	61.14	94.66 (+31.44)	94.70 (+33.56)
SimCSE-BERT _{base}	109M	68.22	68.96	94.13 (+25.91)	94.00 (+25.04)
SimCSE-RoBERTa _{base} [21]	125M	66.44	64.36	<u>96.15</u> (+29.71)	<u>96.16</u> (+31.80)

E Detailed Description of Experiments on Deepfake dataset

Here, we provide a detailed description of experiments conducted under the six scenarios proposed in Deepfake [39] dataset.

In In-distribution detection, Longformer [2] is trained separately on all testbeds of each specific subset, with the final results averaged. FastText [4], GLTR [22], and DetectGPT [47] are directly tested on all testbeds of each subset based on statistical features. Our model is solely trained on the Cross-domains & Cross-models subset, while for the other three subsets, we use only the testbed training data from each subset as the database for inference without additional training. Notably, the Deepfake dataset is strictly divided to ensure that data used for a specific testing scenario is not used as training data in other scenarios.

In Out-of-distribution (OOD) detection, Longformer is trained separately on all testbeds of each specific subset, with the final results averaged. FastText, GLTR, and DetectGPT are directly tested on all testbeds of each test scenario based on statistical features, also with the final results averaged. We train on the training set provided for each testbed, and use these data as the database for testing. The final results are obtained by averaging all the scores. Our method’s detailed results for different testbeds in each scenario are shown in Table 13.

To validate the model’s Training-Free Incremental Adaptation (TFIA) capability, we design the following experiments. Firstly, it is worth noting that the Deepfake dataset includes data from 10 domains and 7 model sets. In each OOD testbed, the training set excludes data from a specific domain or model set, while the test set consists of data from the domain or model set that is excluded in the training set. For example, in unseen models, there are 7 testbeds. For the first testbed of unseen models in Table 13, the training set excludes data from the LLaMA series, while the test set is composed of data from the LLaMA model set. In OOD testing, the training data from the remaining six model sets is used as the database for testing. To validate the TFIA capability, we add training data from the LLaMA model set to the OOD database, noting that the added training data does not appear in the test set, ensuring that no testing data leakage occurred during our testing.

Additionally, in Figure 2, we further explore the TFIA capability by gradually adding unseen model or domain data into the database, analyzing the impact of the added data quantity on model performance. For the Unseen-Domains-XSum testbed of unseen domains in Table 13, we gradually add XSum-domain training data at increments of 5%, 10%, and 15% until the training set data for that domain is exhausted, reaching a ratio of 100%.

Table 7: Models included in Deepfake [39].

Model Set	Models
OpenAI GPT [6]	GPT-3.5-Turbo, Text-DaVinci-002, Text-DaVinci-003
Meta LLaMA [60]	LLaMA-13B, LLaMA-30B, LLaMA-65B, LLaMA-7B
Facebook OPT [76]	OPT-125M, OPT-350M, OPT-1.3B, OPT-IML-Max-1.3B, OPT-2.7B OPT-6.7B, OPT-13B, OPT-30B, OPT-IML-30B
GLM-130B [74]	GLM-130B
Google FLAN-T5 [13]	FLAN-T5-Small, FLAN-T5-Base, FLAN-T5-Large FLAN-T5-XL, FLAN-T5-XXL
BigScience	BLOOM-7B [49], T0-3B [54], T0-11B
EleutherAI	GPT-J [64], GPT-NeoX [3]

Table 8: The specific origins and splits of Deepfake [39].

Dataset	CMV [57]	Yelp [77]	XSum [50]	TLDR	ELI5 [19]
Train	4,461/21,130	32,321/21,048	4,729/26,372	2,832/20,490	17,529/26,272
Valid	2,549/2,616	2,700/2,630	3,298/3,297	2,540/2,520	3,300/3,283
Test	2,431/2,531	2,685/2,557	3,288/3,261	2,536/2,451	3,193/3,215
WP [20]	ROC [48]	HellaSwag [73]	SQuAD [52]	SciGen [8]	all
6,768/26,339	3,287/26,289	3,129/25,584	15,905/21,489	4,644/21,541	95,596/236,554
3,296/3,288	3,286/3,288	3,291/3,190	2,536/2,690	2,671/2,670	29,467/29,462
3,243/3,192	3,275/3,207	3,292/3,078	2,509/2,535	2,563/2,338	29,015/28,365

Table 9: Data statistics of M4 **Monolingual** setting over Train/Dev/Test splits.

Split	Source	DaVinci-003	ChatGPT	Cohere	Dolly-v2	BLOOMz	GPT-4	Machine	Human
Train	Wikipedia	3,000	2,995	2,336	2,702	-	-	11,033	14,497
	Wikihow	3,000	3,000	3,000	3,000	-	-	12,000	15,499
	Reddit	3,000	3,000	3,000	3,000	-	-	12,000	15,500
	arXiv	2,999	3,000	3,000	3,000	-	-	11,999	15,498
	PeerRead	2,344	2,344	2,342	2,344	-	-	9,374	2,357
Dev	Wikipedia	-	-	-	-	500	-	500	500
	Wikihow	-	-	-	-	500	-	500	500
	Reddit	-	-	-	-	500	-	500	500
	arXiv	-	-	-	-	500	-	500	500
	PeerRead	-	-	-	-	500	-	500	500
Test	Outfox	3,000	3,000	3,000	3,000	3,000	3,000	18,000	16,272

Table 10: Data statistics of M4 **Multilingual** setting over Train/Dev/Test splits.

Split	Language	DaVinci-003	ChatGPT	LLaMA 2	Jais	Other	Machine	Human
Train	English	11,999	11,995	-	-	35,036	59,030	62,994
	Chinese	2,964	2,970	-	-	-	5,934	6,000
	Urdu	-	2,899	-	-	-	2,899	3,000
	Bulgarian	3,000	3,000	-	-	-	6,000	6,000
	Indonesian	-	3,000	-	-	-	3,000	3,000
Dev	Russian	500	500	-	-	-	1,000	1,000
	Arabic	-	500	-	-	-	500	500
	German	-	500	-	-	-	500	500
Test	English	3,000	3,000	-	-	9,000	15,000	13,200
	Arabic	-	1,000	-	100	-	1,100	1,000
	German	-	3,000	-	-	-	3,000	3,000
	Italian	-	-	3,000	-	-	3,000	3,000

Table 11: The number of data samples generated by each generator in TuringBench [61].

Text Generator	Data samples
Human	8,854
GPT-1	8,309
GPT-2_small	8,164
GPT-2_medium	8,164
GPT-2_large	8,164
GPT-2_xl	8,309
GPT-2_PyTorch	8,854
GPT-3	8,164
GROVER_base	8,854
GROVER_large	8,164
GROVER_mega	8,164
CTRL	8,121
XLM	8,852
XLNET_base	8,854
XLNET_large	8,134
FAIR_wmt19	8,164
FAIR_wmt20	8,309
TRANSFORMER_XL	8,306
PPLM_distil	8,854
PPLM_gpt2	8,854

Table 12: The detailed results on six scenarios of Deepfake [39] dataset. The best number is highlighted in **bold**, while the second best one is underlined. In the table, the value of N/A indicates that we are unable to infer specific results based on the data from the Deepfake paper [39]. The notation "w/C&C database" represents the results combined with TFIA.

Settings	Methods	HumanRec	MachineRec	AvgRec*	F1*
In-distribution Detection					
Domain-specific & Model-specific	FastText	94.72	94.36	94.54	N/A
	GLTR	90.96	83.94	87.45	N/A
	Longformer	97.30	95.91	<u>96.60</u>	N/A
	DetectGPT	91.68	81.06	86.37	N/A
	DeTeCtive (ours)	99.78	99.77	99.77	99.79
Cross-domains & Model-specific	FastText	88.96	77.08	83.02	N/A
	GLTR	75.61	79.56	77.58	N/A
	Longformer	95.25	96.94	<u>96.10</u>	N/A
	DetectGPT	48.67	75.95	<u>62.31</u>	N/A
	DeTeCtive (ours)	96.51	96.95	96.73	96.73
Domain-specific & Cross-models	FastText	89.43	73.91	81.67	N/A
	GLTR	37.25	88.90	63.08	N/A
	Longformer	89.78	97.24	<u>93.51</u>	N/A
	DetectGPT	86.92	34.05	60.48	N/A
	DeTeCtive (ours)	95.16	97.06	96.11	96.11
Cross-domains & Cross-models	FastText	86.34	71.26	78.80	80.53
	GLTR	12.42	98.42	55.42	21.80
	Longformer	82.80	98.27	90.53	89.76
	DetectGPT	86.92	34.05	60.48	69.16
	DeTeCtive (ours)	95.36	96.94	96.15	96.16
Out-of-distribution Detection					
Unseen Models	FastText	83.12	54.09	68.61	N/A
	GLTR	25.77	89.21	57.49	N/A
	Longformer	83.31	89.09	86.61	N/A
	DetectGPT	48.67	75.95	62.31	N/A
	DeTeCtive (ours)	93.90	90.48	<u>92.19</u>	<u>92.46</u>
	w/ C&C database	92.69	93.36	93.03	93.05
Unseen Domains	FastText	54.29	72.79	63.54	N/A
	GLTR	15.84	97.12	56.48	N/A
	Longformer	38.05	98.75	68.40	N/A
	DetectGPT	86.92	34.05	60.48	N/A
	DeTeCtive (ours)	68.22	96.99	<u>82.60</u>	<u>76.73</u>
	w/ C&C database	84.09	95.17	89.63	88.74

Table 13: Detailed results on all testbeds in each scenario of Deepfake [39] dataset.

Settings	Sub-settings	HumanRec	MachineRec	AvgRec*	F1*
In-distribution Detection					
Domain-specific & Model-specific	CMV	100.0	100.0	100.0	100.0
	ELI5	100.0	98.89	99.44	99.51
	HellaSwag	99.05	100.0	99.52	99.52
	ROC	100.0	100.0	100.0	100.0
	Scigen	100.0	100.0	100.0	100.0
	SQuAD	100.0	100.0	100.0	100.0
	TLDR	98.73	100.0	99.37	99.36
	WP	100.0	100.0	100.0	100.0
	XSum	100.0	100.0	100.0	100.0
	Yelp	100.0	98.78	99.39	99.51
	Average	99.78	99.77	99.77	99.79
Cross-domains & Model-specific	LLaMA	95.42	96.87	96.15	96.12
	BigScience	97.07	97.77	97.42	97.42
	FLAN-T5	96.39	93.07	94.73	94.82
	GLM-130B	94.46	95.86	95.16	95.13
	EleutherAI	98.62	99.65	99.14	99.13
	OpenAI	95.59	97.00	96.29	96.27
	OPT	97.99	98.44	98.22	98.21
	Average	96.51	96.95	96.73	96.73
Domain-specific & Cross-models	CMV	96.92	98.77	97.85	97.80
	ELI5	94.52	95.18	94.85	94.81
	HellaSwag	93.48	97.71	95.59	95.58
	ROC	94.99	96.48	95.74	95.75
	Scigen	95.28	98.71	96.99	97.01
	SQuAD	96.58	96.88	96.73	96.73
	TLDR	90.16	97.75	93.96	93.76
	WP	98.55	99.55	99.05	99.04
	XSum	94.28	98.86	96.57	96.50
	Yelp	96.79	90.73	93.76	94.11
	Average	95.16	97.06	96.11	96.11
Cross-domains & Cross-models	Average	95.36	96.94	96.15	96.16
Out-of-distribution Detection					
Unseen models	LLaMA	94.45	93.93	94.19	94.21
	BigScience	93.81	94.76	94.28	94.26
	FLAN-T5	93.24	79.85	86.54	87.38
	GLM-130B	94.35	94.56	94.45	94.45
	EleutherAI	93.91	99.72	96.82	96.72
	OpenAI	94.50	76.26	85.38	86.60
	OPT	93.04	94.30	93.67	93.63
	Average	93.90	90.48	92.19	92.46
Unseen domains	CMV	93.55	97.37	95.46	95.32
	ELI5	81.12	96.87	88.99	88.04
	HellaSwag	54.59	93.81	74.20	68.09
	ROC	23.15	99.03	61.09	37.30
	Scigen	84.49	95.69	90.09	89.73
	SQuAD	68.26	98.48	83.37	80.41
	TLDR	69.03	95.74	82.39	69.03
	WP	87.35	97.55	92.45	92.02
	XSum	49.92	96.80	73.36	65.22
	Yelp	70.71	98.51	84.61	82.15
	Average	68.22	96.99	82.60	76.73

NeurIPS Paper Checklist

1. Claims

Question: Do the main claims made in the abstract and introduction accurately reflect the paper's contributions and scope?

Answer: [Yes]

Justification: The contributions and scope of the paper are summarized in the last paragraph of section 1.

Guidelines:

- The answer NA means that the abstract and introduction do not include the claims made in the paper.
- The abstract and/or introduction should clearly state the claims made, including the contributions made in the paper and important assumptions and limitations. A No or NA answer to this question will not be perceived well by the reviewers.
- The claims made should match theoretical and experimental results, and reflect how much the results can be expected to generalize to other settings.
- It is fine to include aspirational goals as motivation as long as it is clear that these goals are not attained by the paper.

2. Limitations

Question: Does the paper discuss the limitations of the work performed by the authors?

Answer: [Yes]

Justification: The limitations of the work is discussed in section A.

Guidelines:

- The answer NA means that the paper has no limitation while the answer No means that the paper has limitations, but those are not discussed in the paper.
- The authors are encouraged to create a separate "Limitations" section in their paper.
- The paper should point out any strong assumptions and how robust the results are to violations of these assumptions (e.g., independence assumptions, noiseless settings, model well-specification, asymptotic approximations only holding locally). The authors should reflect on how these assumptions might be violated in practice and what the implications would be.
- The authors should reflect on the scope of the claims made, e.g., if the approach was only tested on a few datasets or with a few runs. In general, empirical results often depend on implicit assumptions, which should be articulated.
- The authors should reflect on the factors that influence the performance of the approach. For example, a facial recognition algorithm may perform poorly when image resolution is low or images are taken in low lighting. Or a speech-to-text system might not be used reliably to provide closed captions for online lectures because it fails to handle technical jargon.
- The authors should discuss the computational efficiency of the proposed algorithms and how they scale with dataset size.
- If applicable, the authors should discuss possible limitations of their approach to address problems of privacy and fairness.
- While the authors might fear that complete honesty about limitations might be used by reviewers as grounds for rejection, a worse outcome might be that reviewers discover limitations that aren't acknowledged in the paper. The authors should use their best judgment and recognize that individual actions in favor of transparency play an important role in developing norms that preserve the integrity of the community. Reviewers will be specifically instructed to not penalize honesty concerning limitations.

3. Theory Assumptions and Proofs

Question: For each theoretical result, does the paper provide the full set of assumptions and a complete (and correct) proof?

Answer: [NA]

Justification: The paper does not include theoretical results.

Guidelines:

- The answer NA means that the paper does not include theoretical results.
- All the theorems, formulas, and proofs in the paper should be numbered and cross-referenced.
- All assumptions should be clearly stated or referenced in the statement of any theorems.
- The proofs can either appear in the main paper or the supplemental material, but if they appear in the supplemental material, the authors are encouraged to provide a short proof sketch to provide intuition.
- Inversely, any informal proof provided in the core of the paper should be complemented by formal proofs provided in appendix or supplemental material.
- Theorems and Lemmas that the proof relies upon should be properly referenced.

4. Experimental Result Reproducibility

Question: Does the paper fully disclose all the information needed to reproduce the main experimental results of the paper to the extent that it affects the main claims and/or conclusions of the paper (regardless of whether the code and data are provided or not)?

Answer: [Yes]

Justification: The implementation details are illustrated in section 4.1. And we commit to open-source our code and model weights.

Guidelines:

- The answer NA means that the paper does not include experiments.
- If the paper includes experiments, a No answer to this question will not be perceived well by the reviewers: Making the paper reproducible is important, regardless of whether the code and data are provided or not.
- If the contribution is a dataset and/or model, the authors should describe the steps taken to make their results reproducible or verifiable.
- Depending on the contribution, reproducibility can be accomplished in various ways. For example, if the contribution is a novel architecture, describing the architecture fully might suffice, or if the contribution is a specific model and empirical evaluation, it may be necessary to either make it possible for others to replicate the model with the same dataset, or provide access to the model. In general, releasing code and data is often one good way to accomplish this, but reproducibility can also be provided via detailed instructions for how to replicate the results, access to a hosted model (e.g., in the case of a large language model), releasing of a model checkpoint, or other means that are appropriate to the research performed.
- While NeurIPS does not require releasing code, the conference does require all submissions to provide some reasonable avenue for reproducibility, which may depend on the nature of the contribution. For example
 - (a) If the contribution is primarily a new algorithm, the paper should make it clear how to reproduce that algorithm.
 - (b) If the contribution is primarily a new model architecture, the paper should describe the architecture clearly and fully.
 - (c) If the contribution is a new model (e.g., a large language model), then there should either be a way to access this model for reproducing the results or a way to reproduce the model (e.g., with an open-source dataset or instructions for how to construct the dataset).
 - (d) We recognize that reproducibility may be tricky in some cases, in which case authors are welcome to describe the particular way they provide for reproducibility. In the case of closed-source models, it may be that access to the model is limited in some way (e.g., to registered users), but it should be possible for other researchers to have some path to reproducing or verifying the results.

5. Open access to data and code

Question: Does the paper provide open access to the data and code, with sufficient instructions to faithfully reproduce the main experimental results, as described in supplemental material?

Answer: [Yes]

Justification: The data we used are publicly available as discussed in section 4.1.

Guidelines:

- The answer NA means that paper does not include experiments requiring code.
- Please see the NeurIPS code and data submission guidelines (<https://nips.cc/public/guides/CodeSubmissionPolicy>) for more details.
- While we encourage the release of code and data, we understand that this might not be possible, so “No” is an acceptable answer. Papers cannot be rejected simply for not including code, unless this is central to the contribution (e.g., for a new open-source benchmark).
- The instructions should contain the exact command and environment needed to run to reproduce the results. See the NeurIPS code and data submission guidelines (<https://nips.cc/public/guides/CodeSubmissionPolicy>) for more details.
- The authors should provide instructions on data access and preparation, including how to access the raw data, preprocessed data, intermediate data, and generated data, etc.
- The authors should provide scripts to reproduce all experimental results for the new proposed method and baselines. If only a subset of experiments are reproducible, they should state which ones are omitted from the script and why.
- At submission time, to preserve anonymity, the authors should release anonymized versions (if applicable).
- Providing as much information as possible in supplemental material (appended to the paper) is recommended, but including URLs to data and code is permitted.

6. Experimental Setting/Details

Question: Does the paper specify all the training and test details (e.g., data splits, hyper-parameters, how they were chosen, type of optimizer, etc.) necessary to understand the results?

Answer: [Yes]

Justification: Experimental details are illustrated in section 4.1.

Guidelines:

- The answer NA means that the paper does not include experiments.
- The experimental setting should be presented in the core of the paper to a level of detail that is necessary to appreciate the results and make sense of them.
- The full details can be provided either with the code, in appendix, or as supplemental material.

7. Experiment Statistical Significance

Question: Does the paper report error bars suitably and correctly defined or other appropriate information about the statistical significance of the experiments?

Answer: [No]

Justification: Given the massive amount of experiments conducted in this paper, providing error bars would be computationally prohibitive.

Guidelines:

- The answer NA means that the paper does not include experiments.
- The authors should answer "Yes" if the results are accompanied by error bars, confidence intervals, or statistical significance tests, at least for the experiments that support the main claims of the paper.
- The factors of variability that the error bars are capturing should be clearly stated (for example, train/test split, initialization, random drawing of some parameter, or overall run with given experimental conditions).

- The method for calculating the error bars should be explained (closed form formula, call to a library function, bootstrap, etc.)
- The assumptions made should be given (e.g., Normally distributed errors).
- It should be clear whether the error bar is the standard deviation or the standard error of the mean.
- It is OK to report 1-sigma error bars, but one should state it. The authors should preferably report a 2-sigma error bar than state that they have a 96% CI, if the hypothesis of Normality of errors is not verified.
- For asymmetric distributions, the authors should be careful not to show in tables or figures symmetric error bars that would yield results that are out of range (e.g. negative error rates).
- If error bars are reported in tables or plots, The authors should explain in the text how they were calculated and reference the corresponding figures or tables in the text.

8. Experiments Compute Resources

Question: For each experiment, does the paper provide sufficient information on the computer resources (type of compute workers, memory, time of execution) needed to reproduce the experiments?

Answer: [Yes]

Justification: Compute resources are described in section 4.1.

Guidelines:

- The answer NA means that the paper does not include experiments.
- The paper should indicate the type of compute workers CPU or GPU, internal cluster, or cloud provider, including relevant memory and storage.
- The paper should provide the amount of compute required for each of the individual experimental runs as well as estimate the total compute.
- The paper should disclose whether the full research project required more compute than the experiments reported in the paper (e.g., preliminary or failed experiments that didn't make it into the paper).

9. Code Of Ethics

Question: Does the research conducted in the paper conform, in every respect, with the NeurIPS Code of Ethics <https://neurips.cc/public/EthicsGuidelines?>

Answer: [Yes]

Justification: The paper conforms with the NeurIPS Code of Ethics.

Guidelines:

- The answer NA means that the authors have not reviewed the NeurIPS Code of Ethics.
- If the authors answer No, they should explain the special circumstances that require a deviation from the Code of Ethics.
- The authors should make sure to preserve anonymity (e.g., if there is a special consideration due to laws or regulations in their jurisdiction).

10. Broader Impacts

Question: Does the paper discuss both potential positive societal impacts and negative societal impacts of the work performed?

Answer: [Yes]

Justification: Potential societal impacts of the work are discussed in section B.

Guidelines:

- The answer NA means that there is no societal impact of the work performed.
- If the authors answer NA or No, they should explain why their work has no societal impact or why the paper does not address societal impact.
- Examples of negative societal impacts include potential malicious or unintended uses (e.g., disinformation, generating fake profiles, surveillance), fairness considerations (e.g., deployment of technologies that could make decisions that unfairly impact specific groups), privacy considerations, and security considerations.

- The conference expects that many papers will be foundational research and not tied to particular applications, let alone deployments. However, if there is a direct path to any negative applications, the authors should point it out. For example, it is legitimate to point out that an improvement in the quality of generative models could be used to generate deepfakes for disinformation. On the other hand, it is not needed to point out that a generic algorithm for optimizing neural networks could enable people to train models that generate Deepfakes faster.
- The authors should consider possible harms that could arise when the technology is being used as intended and functioning correctly, harms that could arise when the technology is being used as intended but gives incorrect results, and harms following from (intentional or unintentional) misuse of the technology.
- If there are negative societal impacts, the authors could also discuss possible mitigation strategies (e.g., gated release of models, providing defenses in addition to attacks, mechanisms for monitoring misuse, mechanisms to monitor how a system learns from feedback over time, improving the efficiency and accessibility of ML).

11. Safeguards

Question: Does the paper describe safeguards that have been put in place for responsible release of data or models that have a high risk for misuse (e.g., pretrained language models, image generators, or scraped datasets)?

Answer: [NA]

Justification: The paper poses no such risks.

Guidelines:

- The answer NA means that the paper poses no such risks.
- Released models that have a high risk for misuse or dual-use should be released with necessary safeguards to allow for controlled use of the model, for example by requiring that users adhere to usage guidelines or restrictions to access the model or implementing safety filters.
- Datasets that have been scraped from the Internet could pose safety risks. The authors should describe how they avoided releasing unsafe images.
- We recognize that providing effective safeguards is challenging, and many papers do not require this, but we encourage authors to take this into account and make a best faith effort.

12. Licenses for existing assets

Question: Are the creators or original owners of assets (e.g., code, data, models), used in the paper, properly credited and are the license and terms of use explicitly mentioned and properly respected?

Answer: [Yes]

Justification: We cite and credit the code, data, models and vital libraries we used in the paper, such as implementation details in section 4.1.

Guidelines:

- The answer NA means that the paper does not use existing assets.
- The authors should cite the original paper that produced the code package or dataset.
- The authors should state which version of the asset is used and, if possible, include a URL.
- The name of the license (e.g., CC-BY 4.0) should be included for each asset.
- For scraped data from a particular source (e.g., website), the copyright and terms of service of that source should be provided.
- If assets are released, the license, copyright information, and terms of use in the package should be provided. For popular datasets, paperswithcode.com/datasets has curated licenses for some datasets. Their licensing guide can help determine the license of a dataset.
- For existing datasets that are re-packaged, both the original license and the license of the derived asset (if it has changed) should be provided.

- If this information is not available online, the authors are encouraged to reach out to the asset’s creators.

13. **New Assets**

Question: Are new assets introduced in the paper well documented and is the documentation provided alongside the assets?

Answer: [NA]

Justification: The paper does not release new assets.

Guidelines:

- The answer NA means that the paper does not release new assets.
- Researchers should communicate the details of the dataset/code/model as part of their submissions via structured templates. This includes details about training, license, limitations, etc.
- The paper should discuss whether and how consent was obtained from people whose asset is used.
- At submission time, remember to anonymize your assets (if applicable). You can either create an anonymized URL or include an anonymized zip file.

14. **Crowdsourcing and Research with Human Subjects**

Question: For crowdsourcing experiments and research with human subjects, does the paper include the full text of instructions given to participants and screenshots, if applicable, as well as details about compensation (if any)?

Answer: [NA]

Justification: The paper does not involve crowdsourcing nor research with human subjects.

Guidelines:

- The answer NA means that the paper does not involve crowdsourcing nor research with human subjects.
- Including this information in the supplemental material is fine, but if the main contribution of the paper involves human subjects, then as much detail as possible should be included in the main paper.
- According to the NeurIPS Code of Ethics, workers involved in data collection, curation, or other labor should be paid at least the minimum wage in the country of the data collector.

15. **Institutional Review Board (IRB) Approvals or Equivalent for Research with Human Subjects**

Question: Does the paper describe potential risks incurred by study participants, whether such risks were disclosed to the subjects, and whether Institutional Review Board (IRB) approvals (or an equivalent approval/review based on the requirements of your country or institution) were obtained?

Answer: [NA]

Justification: The paper does not involve crowdsourcing nor research with human subjects.

Guidelines:

- The answer NA means that the paper does not involve crowdsourcing nor research with human subjects.
- Depending on the country in which research is conducted, IRB approval (or equivalent) may be required for any human subjects research. If you obtained IRB approval, you should clearly state this in the paper.
- We recognize that the procedures for this may vary significantly between institutions and locations, and we expect authors to adhere to the NeurIPS Code of Ethics and the guidelines for their institution.
- For initial submissions, do not include any information that would break anonymity (if applicable), such as the institution conducting the review.