
Supplementary File for ConvBench: A Multi-Turn Conversation Evaluation Benchmark with Hierarchical Evaluation Capability for Large Vision-Language Models

Shuo Liu¹, Kaining Ying¹, Hao Zhang¹, Yue Yang¹, Yuqi Lin¹, Tianle Zhang¹,
Chuanhao Li¹, Yu Qiao¹, Ping Luo^{2,1}, Wenqi Shao¹, Kaipeng Zhang¹

¹OpenGVLab, Shanghai AI Laboratory,

²The University of Hong Kong

A LVLMS Configuration

Table 1 summarizes the LVLMS evaluated in this paper, including their model sizes, visual encoders, and LLMs.

Table 1: Model architecture of 20 LVLMS evaluated on ConvBench.

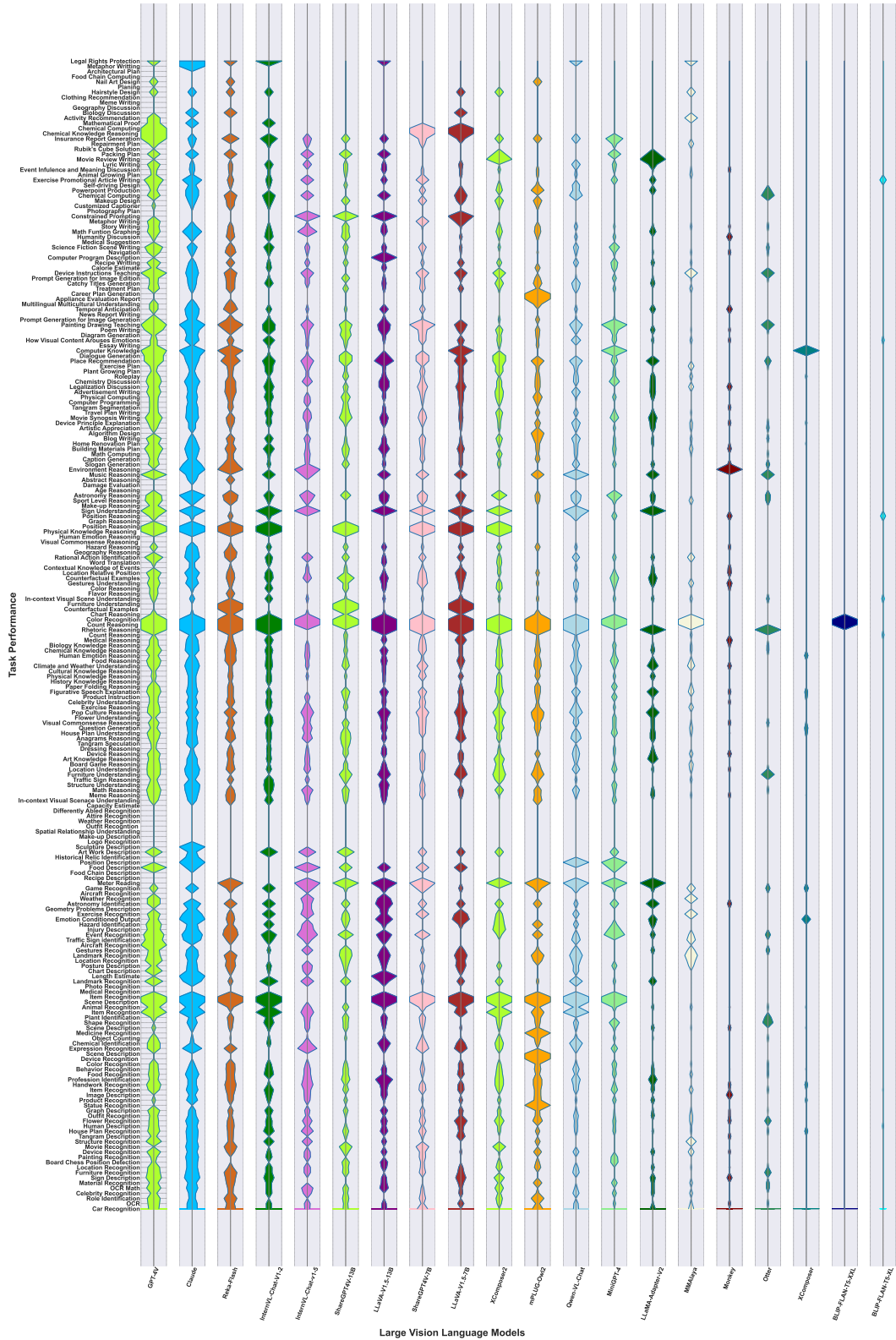
Models	Parameters	Vision Encoder	LLM
GPT4V [1]	-	-	-
Claude [2]	-	-	-
Reka Flash [3]	-	-	-
ShareGPT4V-7B [4]	7.2B	CLIP ViT-L/14	Vicuna-v1.5-7B
ShareGPT4V-13B [4]	13.2B	CLIP ViT-L/14	Vicuna-v1.5-13B
LLaVA-v1.5-7B [5, 6]	7.2B	CLIP ViT-L/14	Vicuna-v1.5-7B
LLaVA-v1.5-13B [5, 6]	13.4B	CLIP ViT-L/14	Vicuna-v1.5-13B
XComposer [7]	8B	EVA-CLIP-G	InternLM-7B
XComposer2 [8]	7B	CLIP ViT-L/14	InternLM2-7B
mPLUG-Owl2 [9]	8.2B	CLIP ViT-L/14	LLaMA2-7B
QWenVL [10]	9.6B	CLIP ViT-G/16	QWen-7B
LLaMA-Adapter-v2 [11]	7B	CLIP-ViT-L/14	LLaMA-7B
BLIP2-Flan-T5-XL [12]	12.1B	EVA-CLIP ViT-G/14	Flan-T5-XL
BLIP2-Flan-T5-XXL [12]	12.1B	EVA-CLIP ViT-G/14	Flan-T5-XXL
InternVL-Chat-V1.2 [13]	40B	InternViT-6B	Nous-Hermes-2-Yi-34B
InternVL-Chat-V1.5 [14]	26B	InternViT-6B	InternLM2-20B
Monkey [15]	9.8B	CLIP-ViT-BigHuge	Qwen-7B
MiniGPT4 [16]	8.0B	EVA-G	Vicuna-7B
MMAIaya [17]	7.8B	BLIP2-opt-2.7b	Alaya-7B-Chat
Otter [18]	1.3B	CLIP ViT-L/14	LLaMA-7B

B Task Category

	Task Category
Perception	"Car Recognition","OCR","Role Identification","Celebrity Recognition","OCR Math","Material Recognition","Sign Description","Furniture Recognition","Location Recognition","Board Chess Position Detection","Painting Recognition","Device Recognition","Movie Recognition","Structure Recognition","Tangram Description","House Plan Recognition","Human Description","Flower Recognition","Outfit Recognition","Graph Description","Statue Recognition","Product Recognition","Image Description","Item Recognition","Handwork Recognition","Profession Identification","Food Recognition","Behavior Recognition","Color Recognition","Scene Description","Expression Recognition","Chemical Identification","Object Counting","Medicine Recognition","Shape Recognition","Plant Identification","Item Recognition","Animal Recognition","Medical Recognition","Photo Recognition","Landmark Recognition","Length Estimate","Chart Description","Posture Description","Gestures Recognition","Aircraft Recognition","Traffic Sign identification","Event Recognition","Injury Description","Hazard Identification","Emotion Conditioned Output","Exercise Recognition","Geometry Problems Description","Astronomy Identification","Weather Recognition","Game Recognition","Meter Reading","Recipe Description","Food Chain Description","Food Description","Position Description","Historical Relic Identification","Art Work Description","Sculpture Description","Logo Recognition","Make-up Description","Spatial Relationship Understanding","Weather Recognition","Attire Recognition","Differently Abled Recognition","Capacity Estimate"
Reasoning	"In-context Visual Scenace Understanding","Meme Reasoning","Math Reasoning","Structure Understanding","Traffic Sign Reasoning","Furniture Understanding","Location Understanding","Board Game Reasoning","Art Knowledge Reasoning","Device Reasoning","Dressing Reasoning","Tangram Speculation","Anagrams Reasoning","House Plan Understanding","Question Generation","Visual Commonsense Reasoning","Flower Understanding","Pop Culture Reasoning","Exercise Reasoning","Celebrity Understanding","Product Instruction","Figurative Speech Explanation","Paper Folding Reasoning","History Knowledge Reasoning","Physical Knowledge Reasoning","Cultural Knowledge Reasoning","Climate and Weather Understanding","Food Reasoning","Human Emotion Reasoning","Chemical Knowledge Reasoning","Biology Knowledge Reasoning","Medical Reasoning","Count Reasoning","Rhetoric Reasoning","Plant Identification Reasoning","Chart Reasoning","Counterfactual Examples","In-context Visual Scene Understanding","Flavor Reasoning","Capacity Estimate Reasoning","Color Reasoning","Gestures Understanding","Location Relative Position","Contextual Knowledge of Events","Word Translation","Rational Action Identification","Geography Reasoning","Hazard Reasoning","Physical Knowledge Reasoning","Position Reasoning","Graph Reasoning","Sign Understanding","Material Reasoning","Make-up Reasoning","Object Counting Reasoning","Sport Level Reasoning","Astronomy Reasoning","OCR Math Reasoning","Age Reasoning","Damage Evaluation Reasoning","Abstract Reasoning","Music Reasoning","Environment Reasoning","Role Identification Reasoning"
Creation	"Slogan Generation","Caption Generation","Math Computing","Building Materials Plan","Home Renovation Plan","Blog Writing","Algorithm Design","Artistic Appreciation","Device Principle Explanation","Movie Synopsis Writing","Travel Plan Writing","Tangram Segmentation","Computer Programming","Physical Computing","Advertisement Writing","Legalization Discussion","Chemistry Discussion","Roleplay","Plant Growing Plan","Exercise Plan","Place Recommendation","Dialogue Generation","Computer Knowledge","Essay Writing","How Visual Content Arouses Emotions","Diagram Generation","Poem Writing","Painting Drawing Teaching","Prompt Generation for Image Generation","News Report Writing","Temporal Anticipation","Multilingual Multicultural Understanding","Appliance Evaluation Report","Career Plan Generation","Treatment Plan","Catchy Titles Generation","Prompt Generation for Image Edition","Device Instructions Teaching","Calorie Estimate","Recipe Writing","Computer Program Description","Navigation","Science Fiction Scene Writing","Medical Suggestion","Humanity Discussion","Math Funtion Graphing","Story Writing","Metaphor Writing","Constrained Prompting","Photography Plan","Customized Captioner","Makeup Design","Chemical Computing","Powerpoint Production","Self-driving Design","Exercise Promotional Article Writing","Animal Growing Plan","Event Infulence and Meaning Discussion","Lyric Writing","Movie Review Writing","Packing Plan","Rubik's Cube Solution","Repairment Plan","Insurance Report Generation","Chemical Knowledge Computing","Mathematical Proof","Activity Recommendation","Biology Discussion","Geography Discussion","Meme Writing","Clothing Recommendation","Hairstyle Design","Planing","Nail Art Design","Damage Evaluation","Food Chain Computing","Architectural Plan","Metaphor Writting","Legal Rights Protection"

Figure 1: List of existing task categories in ConvBench.

As shown in Figure 2, the performance of open-source models with better performance on different tasks shows a similar distribution as that of closed-source models. It means that the challenges of real-world cases faced by open-source and closed-source models are similar, which suggests the development of current LVLMS is synchronous. ConvBench aids in highlighting the strengths and weaknesses of the instruction-following LVLMS along various real-world use cases.



C Human Evaluation

We randomly sample 15 three-turn conversations for each model, a total of 300 dialogues, and recruit 20 human annotators to evaluate the performance of each turn and overall multi-turn conversation quality by judging if the responses of LVLMs outperformed reference answers (anonymous to annotators). We calculate the agreement of human judgment and our automatic evaluation (i.e., `ConvBenchEval(·)`) and find it reaches 81.83% (seeing Table 3 - 6 for detailed agreement of each turn of overall). It demonstrates the effectiveness of `ConvBenchEval(·)`, which uses ChatGPT.

As shown in Table 2, we also try GPT4 in `ConvBenchEval(·)`, and the agreement reaches 85.56%, similar to ChatGPT. The agreement between ChatGPT and GPT4 is very high at 87.38%. It demonstrates that using different LLMs as judges slightly influences the evaluation results. `ConvBenchEval(·)` armed with ChatGPT can be reliable and low-cost.

From the above tables, we also observe that though GPT4V is expensive and can capture images, its judgment performs worse than GPT4’s judgment. It suggests that the annotated instruction-conditioned caption can provide accurate information from images, which is essential for judgment, while LLM judges may fail in some cases. Also, annotating instruction-conditioned captions actually can help annotators to design high-quality questions.

Table 2: Agreement among different judgements. “Human” denotes the human expert. “ChatGPT”, “GPT4”, and “GPT4V” denotes `ConvBenchEval(·)` using ChatGPT, GPT4, and GPT4V, respectively. In GPT4V, we do not use annotated instruction-conditioned captions but the images.

Set up Judge	Human	ChatGPT	GPT4	GPT4V
Human	-	81.83%	85.56%	82.14%
ChatGPT	-	-	87.38%	83.17%
GPT4	-	-	-	92.38%

Table 3: Perception agreement among different judgments. “Human” denotes the human expert. “ChatGPT”, “GPT4”, and “GPT4V” denotes `ConvBenchEval(·)` using ChatGPT, GPT4, and GPT4V, respectively. In GPT4V, we do not use annotated instruction-conditioned captions but the images.

Set up Judge	Human	ChatGPT	GPT4	GPT4V
Human	-	76.51%	79.37%	74.60%
ChatGPT	-	-	83.49%	76.83%
GPT4	-	-	-	87.94%

Table 4: Reasoning agreement among different judgments. “Human” denotes the human expert. “ChatGPT”, “GPT4”, and “GPT4V” denotes `ConvBenchEval(·)` using ChatGPT, GPT4, and GPT4V, respectively. In GPT4V, we do not use annotated instruction-conditioned captions but the images.

Set up Judge	Human	ChatGPT	GPT4	GPT4V
Human	-	80.32%	87.62%	85.34%
ChatGPT	-	-	83.17%	80.63%
GPT4	-	-	-	94.29%

Table 5: Creation agreement among different judgments. “Human” denotes the human expert. “ChatGPT”, “GPT4”, and “GPT4V” denotes `ConvBenchEval(·)` using ChatGPT, GPT4, and GPT4V, respectively. In GPT4V, we do not use annotated instruction-conditioned captions but the images.

Set up Judge	Human	ChatGPT	GPT4	GPT4V
Human	-	84.13%	87.93%	84.13%
ChatGPT	-	-	90.79%	87.30%
GPT4	-	-	-	93.33%

Table 6: Overall conversation agreement among different judgments. “Human” denotes the human expert. “ChatGPT”, “GPT4”, and “GPT4V” denotes ConvBenchEval(·) using ChatGPT, GPT4, and GPT4V, respectively. In GPT4V, we do not use annotated instruction-conditioned captions but the images.

Set up Judge	Human	ChatGPT	GPT4	GPT4V
Human	-	86.35%	87.30%	84.44%
ChatGPT	-	-	92.06%	87.94%
GPT4	-	-	-	93.97%

D Cost Estimate for Evaluation

According to the the process of ConvBench. As shown in Table 1, a comprehensive evaluation for a model need 9 scores including $S_1, S_2, S_3, S_O, \hat{S}_2, \hat{S}_3, \hat{S}_O, \hat{S}_3,$ and \hat{S}_O . The instruction-conditioned-caption is dense and the reference answers are annotated in detail. A comprehensive experiment need to consume about 42-52 billion tokens. In total, at current ChatGPT prices (0.5 dollars per 1M tokens), the multi-turn comparison evaluations required to assess a new model costs about 21-26 dollars. When we conduct our experiments, ChatGPT is the most cost-effective. The cost is satisfied, and thus, our evaluation is easily accessible to the community.

E Effectiveness for Automation Evaluation

We selected ChatGPT for evaluation in the early stages of our research to save on costs and make our evaluation framework more accessible to the community. We aim to ensure the effectiveness of the evaluation. We write high-quality instrucion-conditioned captions that include fine-grained descriptions of the image and information about the correct answers, which largely improves the performance of ChatGPT evaluation. In section C, we have assessed our automatic evaluation’s agreement with human evaluation to have reached 81.83%, with the results being essentially indistinguishable from those of GPT-4V (85.56%). Every sample’s instruction-conditioned caption not only includes fine-grained descriptions of the image but also incorporates the information about the correct answers to the instructions into the caption to ensure ChatGPT has enough information to make a convincing judgment. Although ChatGPT may have difficulty detecting subtle differences between generated samples, ChatGPT combined with detailed captions acts as a more impartial and effective judge for scoring. According to the example in Figure ?? (c), with the help of the detailed caption, ChatGPT can also detect subtle differences between generated samples. We use the prompt via ChatGPT for evaluating reasoning turn in pairwise grading method.

If we only use the image caption which is not involved with the information of correct answers to instructions, the judge’s result will be inaccurate. The judge will wrongly think Assistant A and Assistant B are both incorrect. The detailed judge results are as follows, where Assistant A is a LVLM, and Assistant B is human.

Caption used in this setting

There is a chessboard in the image. The chessboard is arranged in a total of 64 squares. In order to facilitate describing the chess game, the chessboard is marked horizontally with the letters "abcdefgh" and vertically with the numbers "12345678". For example, the lower left corner is "a1". The white King is on "e1", the white Queen is on "d1", the white Rooks are on "a1" and "h1", the white Bishops are on "c1" and "a4", the white Knights are on "b1" and "f3", the white Pawns are on "a2", "b2", "c2", "e4", "f2", "g2", and "h2". The black King is on "e8", the black Queen is on "d8", the black Rooks are "a8" and "h8", the black Bishops are "c8" and "f8", the black Knights are "c6" and "g8", the black Pawns are "a6", "b7", "c7", "d7", "e5", "f7", "g7" and "h7".

Evaluation Result via ConvBenchEval in this setting

Let’s break down the second-turn responses from Assistant A and Assistant B to determine which one is better.

User’s Second Turn Question: "I am the player with the white chess pieces. Is there a move I can take on this turn to capture one of my opponent’s pieces?"

Response from Assistant A: "Yes, as the player with the white pieces, you have a capturing move available. Your pawn on e5 can capture the black pawn on d6. This is written in algebraic notation as e5xd6."

Response from Assistant B: "Yes, you can capture your opponent's piece by moving your white knight from f3 to e5, capturing the black pawn."

Analysis: Accuracy: Assistant A: Incorrectly states that the white pawn on e5 can capture the black pawn on d6. This is incorrect based on the image context provided, as the white pawn on e5 is not in a position to capture a black pawn on d6. Assistant B: Incorrectly states that the white knight on f3 can move to e5 to capture a black pawn. However, based on the image context, there is no black pawn on e5; the black pawn is actually on e5, so this move is not possible either. Specificity: Assistant A: Provided a specific move in algebraic notation (e5xd6) but based on an inaccurate assessment of the board. Assistant B: Also provided a specific move, mentioning the knight move to e5, but again, this is not possible as described. Fluency: Both assistants provided fluent and understandable responses. However, fluency does not compensate for the lack of accuracy in both responses. Conclusion: Both Assistant A and Assistant B made errors in their responses by suggesting moves that are not possible based on the positions of the pieces described in the image context. However, Assistant B's mistake is somewhat less significant since it suggests a knight move that could be plausible with different board configurations, whereas Assistant A's move is completely off due to misidentifying the potential capture.

Overall, Response B is better despite both being incorrect, as it involves a lesser error in the interpretation of the board state.

If we use the image caption which is involved with the information of correct answers to instructions, the judge's result will be correct. The judge results are as follows, where Assistant A is a LVLMM, and Assistant B is human.

Caption used in this setting

Caption used in this setting: There is a chessboard in the image. The chessboard is arranged in a total of 64 squares. In order to facilitate describing the chess game, the chessboard is marked horizontally with the letters "abcdefgh" and vertically with the numbers "12345678". For example, the lower left corner is "a1". The white King is on "e1", the white Queen is on "d1", the white Rooks are on "a1" and "h1", the white Bishops are on "c1" and "a4", the white Knights are on "b1" and "f3", the white Pawns are on "a2", "b2", "c2", "e4", "f2", "g2", and "h2". The black King is on "e8", the black Queen is on "d8", the black Rooks are "a8" and "h8", the black Bishops are "c8" and "f8", the black Knights are "c6" and "g8", the black Pawns are "a6", "b7", "c7", "d7", "e5", "f7", "g7" and "h7". The player with white chess pieces can capture the opponent's piece by moving your white knight from f3 to e5, capturing the black pawn.

Evaluation Result via ConvBenchEval in this setting

To evaluate which second turn response better addresses the user's instruction, let's analyze both responses step by step.

The user's second instruction: "I am the player with the white chess pieces. Is there a move I can take on this turn to capture one of my opponent's pieces?"

Response from Assistant A: Content:

Assistant A suggests that the white pawn on e5 can capture the black pawn on d6, written as e5xd6. Accuracy:

This response is inaccurate based on the image context. The white pawn is not on e5; it is on e4, and there is no black pawn on d6 to capture. Relevance:

The response addresses the user's question directly but provides incorrect information. Specificity:

The move suggestion is clear but incorrect, which significantly reduces the response's value. Response from Assistant B: Content:

Assistant B correctly identifies that the white knight on f3 can capture the black pawn on e5 by moving to e5. Accuracy:

This response is accurate according to the image context. The knight on f3 can indeed capture the black pawn on e5. Relevance:

The response is directly relevant to the user’s question and provides the correct move. Specificity:

The move suggestion is both clear and accurate, making it a strong response. Conclusion: Response A provides incorrect information and suggests an impossible move. Response B correctly identifies a valid capture move for the white pieces. Overall, Response B is better.

F Discussion on Automation for Annotation

F.1 A Discussion on Automation for Multi-Turn Instruction Formation

It would surely be valuable to explore how to automate these processes to facilitate scaling. However, ensuring automatic annotation results of the same high quality as those of humans is undoubtedly very challenging. Our experiment results reveal LVLMs (like GPT4V) have weak performance for solving diverse and never-before-seen real-world tasks, and not to mention break down these kinds of tasks into sub-tasks (the first turn is perception, the second turn is reasoning and the third turn is creation.) Moreover, the pronouns (e.g it,they) are also needed for formatting the follow-up multi-turn instructions. Facing these challenges, there are some strategies for automating these processes to facilitate scaling: (1) GPT4V can be prompted to extend single-turn to multi-turn instructions, and human annotators rigorously filter these multi-turn instructions to form the final dataset. (2) A set of hierarchical instructions for a task (e.g board game playing) can be reused for multiple similar images. The samples in ConvBench can be used as seeds to facilitate scaling. (3) If ConvBench’s method of decomposing instructions becomes a paradigm in the benchmarking field for multi-modal large models, with the power of the community, the hierarchical multi-turn instructions that are practical for different domains will be accumulated and scaled up. (4) Depending on the above collection methods of hierarchical multi-turn instructions, a high-quality pretrained dataset for extending single-turn to multi-turn instructions can also be organized. The dataset can be applied for Continue PreTraining and Supervised Finetuning on LLMs or LVLMs to obtain a large model, which can extend single-turn to multi-turn instructions automatically and effectively.

F.2 A Discussion on Automation for Task Category Induction

Using a large language model for Task Category Induction can be a very feasible solution for automation for task category induction. However, there are still some hidden problems: (1) the results of induction via LLMs are not correct. (2) A task is summarized into two forms of expression (e.g. Travel Plan Writing and Formulating a Travel Plan), which will be represented as two kinds of tasks. Therefore, necessary manual annotations are still required to ensure the accuracy of Task Category Induction so far, and we will continue research in future work.

G Interfaces for Collecting Human Annotations

README.md

Annotation

Choose your id and then press Start.

14

Completion

START ID LEFT

Next

First_Turn_Question

What food is shown in the image?


Second_Turn_Question

What all is needed to prepare it?

Third_Turn_Question

How is this cooked using aforementioned materials?

Image



progress ----- 8%

First_Turn_Answer of Model A

The image shows a raw salmon fillet seasoned with salt and pepper, and garnished with lemon slices.

First_Turn_Answer of Model B

The image shows a close-up of a raw salmon fillet.

Judgement for first turn answer

A B

Second_Turn_Answer of Model A

To prepare the salmon fillet, you will need the following ingredients:

- 1 salmon fillet
- 1 tablespoon of olive oil
- 1 teaspoon of salt
- 1/2 teaspoon of black pepper
- 1 lemon, cut into wedges

Instructions:

1. Preheat the oven to 400 degrees Fahrenheit.

Second_Turn_Answer of Model B

To prepare the salmon shown in the image, you would likely need:

1. Raw salmon fillet - already present in the image.
2. Lemon slices - already under the salmon in the image.
3. Black pepper - already sprinkled on the salmon.
4. Aluminum foil - the salmon is resting on it, possibly for baking or grilling.
5. Cooking oil or butter - would be used to prevent sticking and add flavor.
6. Salt - might be added to enhance the taste, though not visible in the image.
7. Herbs or additional spices (optional) - such as dill or garlic, for extra flavor.

Once these ingredients are assembled, the salmon could be baked in an oven or grilled, depending on personal

Judgement for second turn answer

A B

Third_Turn_Answer of Model A

The salmon fillet is cooked in the oven. The oven is preheated to 400 degrees Fahrenheit. The salmon fillet is placed on a baking sheet lined with parchment paper. The salmon fillet is drizzled with olive oil and seasoned with salt and pepper. The salmon fillet is baked in the preheated oven for 15-20 minutes, or until cooked through. The salmon fillet is removed from the oven and garnished with lemon wedges. The salmon fillet is served immediately.

Third_Turn_Answer of Model B

- 1 salmon fillet
- Freshly ground black pepper
- 2 lemon slices
- Aluminum foil

Instructions:

1. Preheat the Oven:
Preheat your oven to 375°F (190°C).
2. Prepare the Salmon:

The demands for the third turn answer

1. Whether drizzling a small amount of cooking oil or placing dabs of butter on top of the salmon are considered in the answer?
2. Whether wrapping the salmon is considered in the answer?
3. Whether baking in the preheated oven for about 15-20 minutes is considered in the answer?

Judgement for third turn answer

A B

Aftering reading responses for all turns, please give the judgement for overall conversation

A B

Figure 3: An interface that collects the human evaluation for evaluating the responses of LVLMS.

H Direct Grading

We also explore the Direct Grading scheme in ConvBenchEval(\cdot). The direct grading will give a score of 0-10 for the model’s responses using well-designed prompts.

When ConvBenchEval(\cdot) employs the direct grading scheme, a score of 0-10 is returned when comparing the response of the test model and reference. Unlike pairwise comparison, the response sets are now identifiable; specifically, the sets from the tested LVLm and a human participant are labeled as Assistant A’s Conversation and Reference Answer, respectively. In this context, the ChatGPT judge is tasked with assigning scores directly to each turn answer and the overall conversation quality.

This prompt not only encourages the ChatGPT to engage in a chain-of-thought process but also includes the presentation of two full conversations within a single prompt. This approach is aimed at enhancing ChatGPT’s ability to accurately evaluate and score the responses by maintaining a clear context and facilitating a comprehensive assessment.

As shown in Table 7, through the Direct Grading method, GPT4V achieves 7.30, 7.48, and 7.12, respectively, showing the best performance in perception, reasoning, and creation. Across 20 LVLms under conditions of perfect perception, the average increase in reasoning and creation scores are both 1.25, via the Direct Grading approach, which shows there is still large potentials for these LVLms to improve their perception for better reasoning and creation performance.

Comaprng between Pairwise Grading and Direct Grading, the two grading strategies exhibit a high level of agreement. GPT4V ranks first and Reka second under both evaluation methodologies. Other models like InterVL-Chat, ShareGPT4V, LLaVA-V1.5, mPLUG-Owl2, Xcomposer2, and Qwen-VL-Chat also achieve high rankings. In contrast, BLIP2, XComposer, Otter, and MMAIaya are positioned lower in the rankings.

Table 7: Comparison of Performance for LVLms on ConvBench. Quantitative ConvBench Evaluation Results for 20 LVLms with Direct Grading method. The results in the table are the average scores of all the samples. R_2 is defined as $(S_1 + S_2 + S_3)/3$, indicative of the mean performance over three turns. Meanwhile, R_1 is computed as $(R_2 + S_O)/2$, representing the model’s overall score.

Model	R_1	R_2	S_1	S_2	S_3	S_0	$\hat{S}_2(\hat{S}_2 - S_2)$	$\hat{S}_3(\hat{S}_3 - S_3)$	$\hat{S}_O(\hat{S}_O - S_0)$	$\hat{S}_3(\hat{S}_3 - \hat{S}_3)$	$\hat{S}_O(\hat{S}_O - \hat{S}_O)$
GPT4V	7.09	7.30	7.30	7.48	7.12	6.88	8.23(+0.75)	8.00(+0.88)	8.25(+1.37)	7.34(-0.66)	8.18(-0.07)
Claude	6.54	6.75	6.53	7.04	6.68	6.32	7.48(+0.44)	7.06(+0.38)	7.55(+1.23)	7.18(+0.12)	8.13(+0.58)
Reka Flash	6.78	6.86	6.93	7.25	6.41	6.70	7.10(-0.15)	6.41(+0.00)	7.32(+0.62)	4.95(-1.46)	6.95(-0.37)
ShareGPT4V-7B	5.83	5.99	6.02	6.14	5.80	5.67	7.19(+1.05)	6.77(+0.97)	7.31(+1.64)	6.93(+0.16)	8.19(+0.88)
XComposer2	5.82	5.98	5.98	6.17	5.78	5.66	7.35(+1.18)	7.04(+1.26)	7.66(+2.00)	7.00(-0.04)	8.20(+0.54)
InternVL-Chat-V1-5	5.60	5.76	6.11	5.93	5.25	5.43	6.34(+0.41)	5.60(+0.35)	6.50(+1.07)	6.32(+0.72)	7.79(+1.29)
Qwen-VL-Chat	5.54	5.65	5.96	5.78	5.22	5.43	7.04(+1.26)	6.53(+1.31)	7.26(+1.83)	6.57(+0.04)	8.00(+0.74)
InternVL-Chat-V1-2	5.49	5.69	5.80	5.88	5.39	5.29	6.66(+0.78)	6.12(+0.73)	6.75(+1.46)	6.31(+0.19)	7.70(+0.95)
LLaVA-V1.5-7B	5.16	5.29	4.95	5.59	5.34	5.03	7.28(+1.69)	6.68(+1.34)	7.28(+2.25)	6.72(+0.04)	7.97(+0.69)
mPLUG-Owl2	5.04	5.17	4.98	5.38	5.14	4.91	6.77(+1.39)	6.64(+1.50)	7.22(+2.31)	5.93(-0.71)	7.62(+0.40)
LLaVA-V1.5-13B	4.94	5.14	5.03	5.41	4.99	4.74	7.43(+2.02)	7.13(+2.14)	7.70(+2.95)	6.14(-0.99)	7.60(-0.10)
ShareGPT4V-13B	4.85	5.03	5.16	5.06	4.86	4.67	7.42(+2.36)	7.17(+2.31)	7.65(+2.98)	6.24(-0.93)	7.65(+0.00)
LLaMA-Adapter-v2	4.77	4.91	4.77	5.47	4.48	4.64	6.68(+1.21)	5.49(+1.01)	6.68(+2.04)	5.19(-0.30)	7.36(+0.68)
Monkey	4.49	4.60	5.11	4.68	4.01	4.37	6.28(+1.60)	5.66(+1.65)	6.76(+2.39)	5.39(-0.27)	7.30(+0.54)
MiniGPT4	3.85	4.04	3.99	4.40	3.73	3.66	6.66(+2.26)	5.80(+2.07)	6.75(+3.09)	4.97(-0.83)	7.01(+0.26)
MMAIaya	3.60	3.75	4.07	3.91	3.28	3.44	5.64(+1.73)	4.76(+1.48)	5.91(+2.47)	4.02(-0.74)	6.47(+0.56)
Otter	2.96	3.11	3.33	3.52	2.47	2.80	5.00(+1.48)	4.11(+1.64)	5.75(+2.95)	3.25(-0.86)	6.03(+0.28)
XComposer	2.61	2.70	2.90	2.82	2.39	2.51	4.67(+1.85)	3.84(+1.45)	5.30(+2.79)	3.90(+0.06)	6.47(+1.17)
BLIP2-FLAN-T5-XXL	2.37	2.45	2.81	2.59	1.95	2.28	3.18(+0.59)	2.35(+0.40)	4.03(+1.75)	2.59(+0.24)	5.75(+1.72)
BLIP2-FLAN-T5-XL	2.14	2.21	2.55	2.33	1.74	2.07	2.74(+0.41)	2.17(+0.43)	3.81(+1.74)	2.24(+0.07)	5.44(+1.63)

I Additional Experimental Results

I.1 Chain of Thoughts

ConvBench can also be employed to examine studies on chain-of-thought reasoning. As illustrated in Figure 4, the single-turn approach, which involves directly requesting reasoning or creation instructions, yields inferior results compared to the multi-turn method. Figure 5 is an example in ConvBench which demonstrates how a multi-turn approach can bolster reasoning capabilities. Several studies have introduced techniques to enhance this performance. For instance, IdealGPT [19] generates sub-questions derived from the main question and responds with the corresponding sub-answers. It then analyzes the aggregate information from these sub-answers to deduce the most likely answer to the main question. Its experimental results also indicate that the chain-of-thought framework’s performance surpasses that of Large Vocabulary Language Models (LVLMs) in a zero-shot context.

However, it is indeed worthwhile to investigate whether the decomposed sub-questions can contribute to solving the main question. ConvBench provides annotations to test the effectiveness of these decomposed sub-questions in answering the main question.

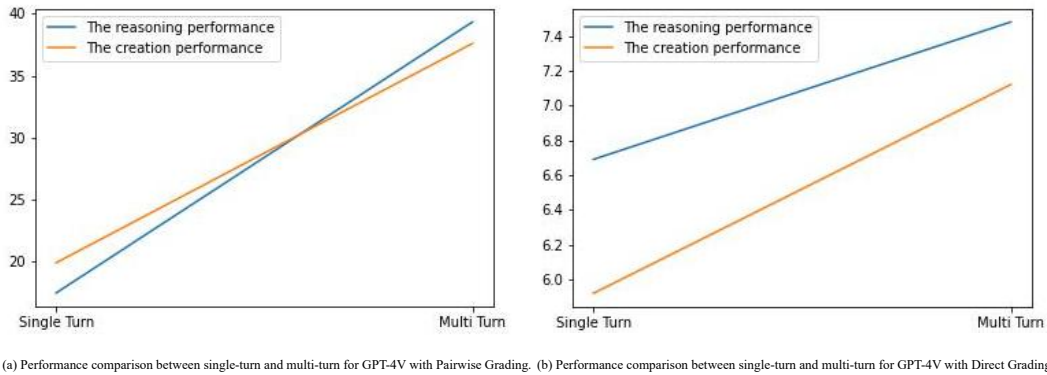


Figure 4: The performance comparison between single-turn and multi-turn manner for GPT4V, using both Pairwise Grading method and Direct Grading method.

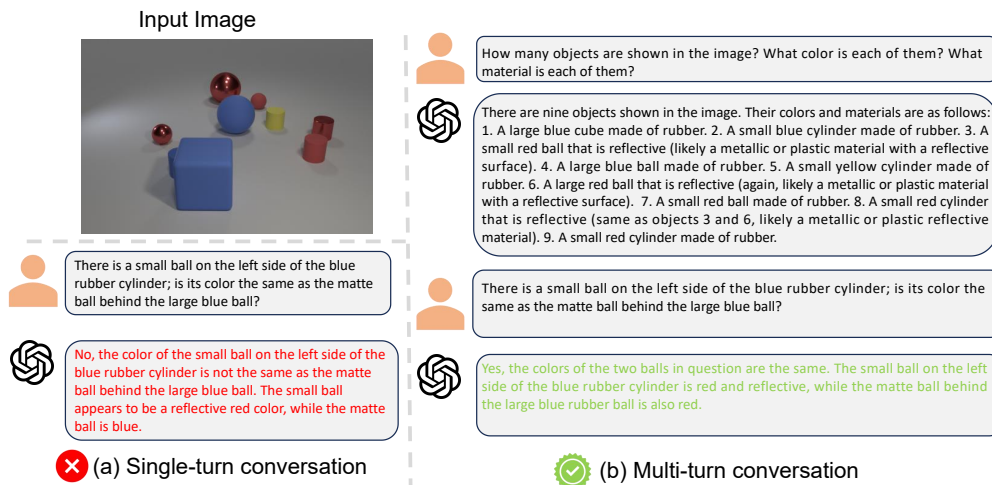


Figure 5: This example which demonstrates that a multi-turn approach can bolster reasoning capabilities.

I.2 Ablation Studies

I.2.1 Are Focus Demands necessary?

The creativity instruction presents an open-ended question that lacks a standard answer. We identify and annotate specific focal points related to each creative prompt to guide the evaluation process. To examine the effectiveness of these focal points, we conduct an experiment involving 50 creative instances. The experiments are divided into two groups: one that does not incorporate focal points in creation evaluations and the other that does. All other variables between the groups are kept constant. We manually assessed which one appeared more logical in each pair of evaluation outcomes from the two groups. The group using focal points achieves a 56% win rate, demonstrating the effectiveness of focal points. Figure 7 provides an example.

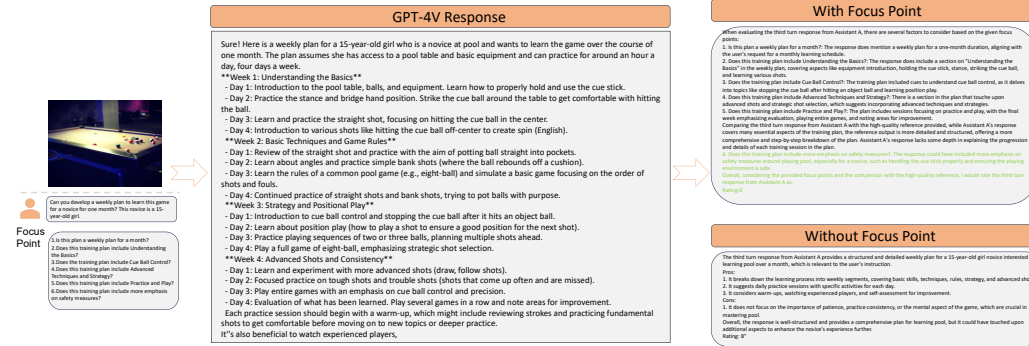


Figure 6: This example assesses the effectiveness of focus points. Provided with an image and instructions, GPT4V generates responses. The evaluation outcome incorporating focus points is deemed more appropriate compared to the result without focus points.

I.2.2 Are the three turns' judgments helpful for the overall conversation evaluation?

We feed the perception, reasoning, and creation judgments into the final overall conversation evaluation. To examine their necessities, we conduct an experiment involving 50 instances. The experiments are divided into two groups: one that does not include three turns' judgments in overall conversation evaluations, and the other that does. All other variables between the groups are kept constant. We manually assessed which one appeared more logical in each pair of evaluation outcomes from the two groups. The group using the three turns' judgments achieves a 60% win rate. Moreover, 8% of instances fails to output a rating judgment while not using the three turns' judgments.

I.2.3 Multi-Turn Conversation Score vs. Average Score of Three Turns

As indicated in Table 1 in the main paper, the average differences between the multi-turn conversation scores (S_O) and the corresponding average scores of the three turns (R_2) for the 20 LLMs are 13.59 and 14.46, respectively. This suggests that the multi-turn conversation scores are generally lower than the corresponding average scores of the three turns. This discrepancy implies that the $\text{ConvBenchEval}(\cdot)$ evaluates more than just the performance of individual responses. The $\text{ConvBenchEval}(\cdot)$ can also consider the instruction-following ability in a multi-turn conversation, which is more reasonable for evaluating multi-turn visual conversation.

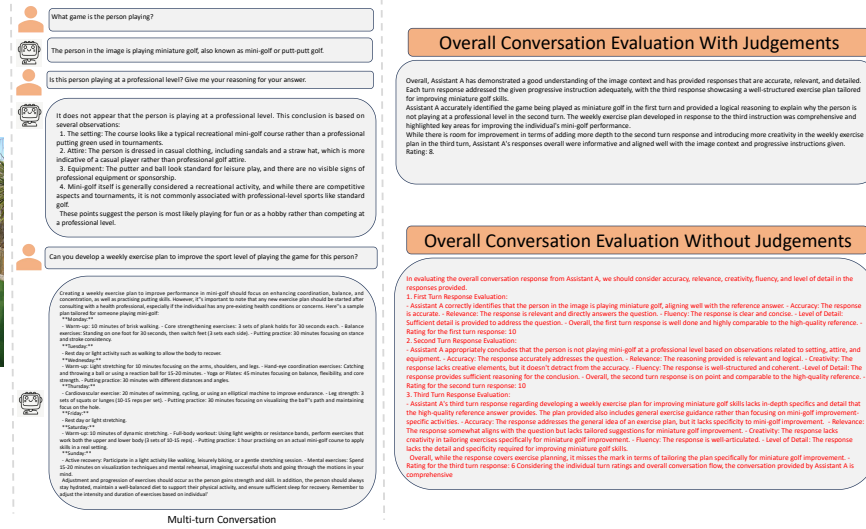


Figure 7: This example evaluates the influence of judgments made across three turns on the entire conversational process. In this case, evaluating the overall conversation without incorporating these judgments fails to yield a definitive overall rating for the overall conversation.

J Definition of Three Capabilities

Perception: This kind of task assesses an LVLMM model's capability to replicate the human ability to process and extract meaningful information from visual inputs, necessitating an LVLMM to have a comprehensive understanding of the image. These tasks typically involve generating text based on an image, such as celebrity recognition, food recognition, or car recognition.

Reasoning: This kind of task evaluates an LVLMM model's ability to reason based on visual perception, demanding the application of commonsense knowledge using visual information to answer questions correctly. These tasks typically involve generating text based on an image, such as logic reasoning, meme reasoning, or visual commonsense reasoning.

Creation: This kind of task estimates an LVLMM's ability to produce creative and diverse outputs without specific constraints or predefined templates based on the image. These tasks typically involve generating text based on an image, such as writing poems, stories, essays, or providing recommendations or suggestions.

K Limitation

ConvBench, while encompassing a broad array of potential applications, does not claim to include every conceivable vision-language task. Our aspiration is to progressively augment the benchmark with additional categories of tasks over time. The current iteration of our research is primarily centered on image-text modalities. Future iterations may broaden the scope to encompass other modalities such as audio and video, thereby facilitating a more holistic and comprehensive evaluation framework. Furthermore, although the dataset presents a diverse array of tasks, an increased number of examples per category could enhance the depth and richness of the evaluation. Lastly, while our GPT-based metric demonstrates a strong correlation with human judgment at both the instance level and the system level, we have observed indications that this metric may exhibit a greater predilection for outputs generated by GPT-based models compared to human preferences. Consequently, models that are trained, for instance, through the distillation of outputs from GPT4, might inadvertently gain an undue advantage within our current evaluation paradigm. This insight underscores the need for continuous refinement and calibration of our metrics to ensure equitable and unbiased assessment across a variety of model architectures and training methodologies.

L Ethical Discussion

ConvBench is constructed upon the robust framework of the VisIT-Bench benchmark [20], which has been meticulously vetted through extensive ethical reviews and content filtering processes to guarantee adherence to the highest ethical standards. The inception of VisIT-Bench [20] was anchored in a commitment to ethical principles, encompassing a profound respect for the consent choices of content creators and a rigorous dedication to the exclusion of inappropriate content, notably material of a pornographic nature. Leveraging this robust foundation, ConvBench introduces a suite of new annotations, each meticulously crafted and verified by human oversight. These include novel extended multi-turn instructions, refined instruction-conditioned captions, and human-verified reference answers. The benchmark is meticulously curated to eliminate any harmful content, ensuring alignment with ethical guidelines and fostering a benchmark that is not only effective but also ethically sound.

M Key Statistics of ConvBench

Table 8: Key statistics of ConvBench.

Statistics	Resources
Avg. # Turns per Dialogue	3.00
Total # Dialogues	577.00
Total # Turns	1731.00
Avg. # Words in Prompt	469.30
Max. # Words in Prompt	495.00
Avg. # Words in Instruction	83.88
Max. # Words in Instruction	930.00
Avg. # Words in Instruction-Conditioned Caption	1064.11
Max. # Words in Instruction-Conditioned Caption	4704.00
Avg. # Words in Human-Verified Reference Answer	1044.55
Max. # Words in Human-Verified Reference Answer	4704.00

N Computaional Resources

Table 9: Resource consumption of some models evaluated on ConvBench.

Model	Resources	Times	Memory Utilization Per GPU
LLaVA-v1.5-7B	1 x A100-80GB	60min	15890MiB
LLaVA-v1.5-13B	1 x A100-80GB	84min	26717MiB
LLaVA-v1.5-7B	8 x A100-80GB	16min	15890MiB
LLaVA-v1.5-13B	8 x A100-80GB	24min	26708MiB
QWen-VL-Chat	8 x A100-80GB	25min	21122MiB
InternVL-Chat-V1.2	8 x A100-80GB	41min	78990MiB

The time for conducting ConvBenchEval(\cdot) is about 4.5 hours. In Table 9, we present a detailed account of resource consumption for a selection of models. The inference times exhibit variability across different models. For instance, the compact LLaVA-v1.5-7B model, with its smaller architecture, completes the evaluation in a mere 16 minutes utilizing 8 GPUs. In contrast, the more substantial InternVL-Chat-V1.2 model demands a longer timespan of 41 minutes and approximately 80GB of memory to accomplish the same task. We use the open-source codebase (OpenCompass) which is equipped with support for multi-GPU distributed inference, which significantly expedites the inference process. This capability not only optimizes computational efficiency but also enhances the scalability of our framework, enabling researchers and practitioners to leverage the power of multiple GPUs to perform complex inferences more swiftly and effectively.

O Case Study



Q: What words are written on the paper which is touched on the door?

A: The image shows two vintage military aircraft inside a hangar or museum setting. On the left, marked with "C47," is a Douglas C-47 Skytrain, a military transport aircraft that was used extensively during World War II. On the right, marked with "B17," is a Boeing B-17 Flying Fortress, a four-engine heavy bomber also used during World War II. Both planes are distinguished by their design and military markings, indicating their roles in military aviation history.

Q: Generate a question based on the given image such that it receives the following answer: united states

A: What country are the military aircraft in the image from?

Q: Can you generate a dialogue between the two plane? The dialogue must start with the previous generated question.

A: Love may be Unlocked, but please knock before you dock!

Overall, Assistant A demonstrated a good level of accuracy in addressing the instructions, providing relevant responses that linked well with the image context. The responses were generally fluent and sufficiently detailed to convey the intended message. However, there were some areas where improvement could be made in terms of creativity and alignment with the nuances of the image scenario, especially in the third turn response where the innuendo felt somewhat forced and could have been more contextually appropriate.

- The first turn response was accurate, relevant, fluent, and detailed, earning a rating of 9.
- The second turn response was accurate, relevant, fluently presented, and detailed, but slightly less elaborate compared to the reference output, resulting in a rating of 8.
- The third turn response lacked creativity, had a slightly forced innuendo, and could have been more aligned with the imagery and context of the newlyweds, therefore receiving a rating of 6.

Overall, considering the combination of these individual scores and the overall conversation, I would rate Assistant A's performance as follows:
Rating: 7.

Overall Conversation Evaluation

Starting with the first turn response from Assistant A, let's evaluate its accuracy, relevance, fluency, and level of detail.

- Accuracy:** The response correctly states that the words written on the paper attached to the door are "Just Married." This aligns accurately with the content of the image.
- Relevance:** The response directly addresses the question asked by the user about the words written on the paper attached to the door, making it relevant to the instruction given.
- Fluency:** The response is concise and clear, effectively communicating the information without unnecessary elaboration.
- Level of detail:** The response provides the essential detail required to answer the question, without including extraneous information.

Comparing this response with the high-quality reference output for the first turn, both responses correctly identify the words "Just Married" on the paper attached to the door. Assistant A's response is accurate, relevant, fluent, and sufficiently detailed to address the first turn instruction.

Therefore, considering the high-quality reference output as a rating of 10 for the first turn, I would rate Assistant A's first turn response as follows:
Rating: 9

Perception Evaluation

In evaluating the second turn response from Assistant A:

- Accuracy:** The response acknowledges that there is no explicit instruction on the door to knock before opening. However, it correctly infers the reason behind why it might be considerate to knock based on the "Just Married" sign, indicating a newlywed couple's privacy. The reasoning is logical and accurate in the context provided.
- Relevance:** The response remains relevant to the image context by connecting the "Just Married" sign to the idea of a newlywed couple inside. It makes a plausible connection between the celebratory message on the door and the need for privacy.
- Fluency:** The response is well-structured and coherent, smoothly presenting the reasoning behind why someone shouldn't open the door without knocking first. The language used is clear and easy to understand.
- Level of Detail:** The response provides sufficient detail by explaining the implication of the "Just Married" sign and how it relates to respecting the privacy of the couple behind the door. Comparing Assistant A's second turn response with the high-quality reference output for the second turn, it addresses the instruction effectively, considering the lack of explicit instructions on the door. The response infers the need to knock based on the celebratory nature of the sign. While the reference output is more elaborate and provides a more nuanced explanation, Assistant A's response is quite accurate and relevant to the image context.
Rating: 8.

Reasoning Evaluation

When evaluating the third turn response from Assistant A, here are the pros and cons:

Pros:

- The response attempts to provide a slogan containing a slight innuendo about why someone shouldn't open the door without knocking first, which aligns with the instruction.
- The response includes the word "Unlocked," as requested in the instruction.

Cons:

- The innuendo in the slogan "Love may be Unlocked, but please knock before you dock!" seems a bit forced and doesn't flow naturally. It may not resonate well with the concept of newlyweds behind the door, as the reference output did with "Love is Unlocked Inside."
- The choice of "dock" in the response might be a bit out of context or odd in comparison to the intimate setting suggested by the image and the occasion of marriage.

Comparing the third turn response from Assistant A with the high-quality reference output, the reference output has a more appropriate innuendo with a smoother flow and a better connection to the context of a newly married couple behind the door. Assistant A's response lacks the same level of creativity and relevance.
Rating: 6

Creation Evaluation

Figure 8: This example precisely interprets the text on the door without impairing further reasoning. In assessing creative performance, it is determined that the response is deficient in creativity. The performances across the three turns are considered to evaluate the multi-turn conversation's overall performance.



What items are positioned against the step to two retail doorways?

There are two large wedge-shaped items with the text "STOP N DROP" on them. The one in the foreground is red, and the other is green. Both are placed flat on the ground against a step leading to two separate retail doorways. This placement is typically used to prevent people from slipping as they exit, especially when surfaces may be wet or icy. In terms of object classification using COCO categories: these could be classified under "Miscellaneous Objects", more specifically as a type of "Safety Sign". However, they don't neatly fit into any predefined COCO category like furniture or sports equipment due to their unique function and design.

Would a disabled wheelchair bound individual find it easy to go into this store?

It appears that the store owners are taking consideration for wheelchair users by installing a wide ramp in front of the entrance. However, without seeing inside it's hard to assess if the path through the door is clear and there aren't any steps or other obstructions. Even though this particular obstacle with "STOP N DROP" wedge is helpful for customers entering when surfaces may be wet or icy, they must also find a way through and around them before being able to enter at all. It seems like they have not completely overcome an obvious barrier preventing free access - suggesting unobserved difficulties might exist once attempting to progress past these wedges into store.

If the total weight of the wheelchair and the disabled person is 700N, if you want to push the disabled person and the wheelchair up a 0.02-meter-high threshold along a 1-meter portable wedge ramp in 2 seconds, and the thrust used is 150N, what is the power of the push? What is the mechanical efficiency of the portable wedge ramp in this process? What is the friction force exerted on the wheelchair by the portable wedge ramp? (Friction between internal parts of the wheelchair is ignored)

Let's break this down step by step. Power of the Push: Power is calculated as force multiplied by velocity. However, since the ramp is inclined and work needs to be done against gravity, we use a component of force $(\cos(\theta) \cdot F)$, where θ is 90 - the angle with vertical which is $\cos(0) = 1$.
 Mechanical Efficiency (0.0387):
 $\text{useful output} / \text{input energy}$
 $\text{useful output} = W \cdot h = m \cdot g \cdot h \cdot \gamma$, where W was weight on ramp, $g = 9.81 \text{ m/s}^2$, $m = 700 \text{ N} / (9.81 \text{ m/s}^2) = 71.36 \text{ kg}$, $h = 0.02 \text{ m}$, $\gamma = 0.02 / 1 = 0.02$.
 $\text{input energy} = \text{Work Done up Ramp or } 150 \text{ N} \cdot 1 \text{ m}$.
 So $0.0387 = (700 \cdot 0.02) / (150 \cdot 1)$.
 Frictional Force exerted: First calculate normal force N which is equal in magnitude but opposite in direction to gravitational force.
 $G = m \cdot g \cdot \sin(\theta)$, so $\sin(\theta) = G / m \cdot g$.
 $\tan(\theta) = \text{opposite} / \text{adjacent} = \text{height} / \text{ramp-length}$. After calculating θ ,
 $\cos(\theta) = \text{adjacent} / \text{hypotenuse} = \text{ramp-length} / \sqrt{\text{ramp-length}^2 + \text{height}^2}$.
 Then $N = m \cdot g \cdot \cos(\theta)$ which gives you frictional forces

Overall, the conversation response from Assistant A has several shortcomings in accuracy, relevance, detail, and completeness throughout the progressive turns.

- The first turn response accurately identifies the items as ramps, but lacks the specific details mentioned in the high-quality reference, thus falling short of providing a comprehensive answer. The response is mostly relevant and fluent, but it could benefit from more specific details matching the reference better.
- The second turn response lacks detail in explaining how the presence of the ramps facilitates ease of access for wheelchair-bound individuals, failing to elaborate on the importance of the ramps in accessibility.
- The third turn response is particularly problematic as it incorrectly calculates the thrust power, mechanical power, and friction force, deviating significantly from the accurate calculations and explanations provided in the high-quality reference.

Considering the overall conversation, Assistant A's responses demonstrate a lack of precision, detail, and accuracy required to effectively address the progressive instructions given in the context of the image. The responses fall short of the high-quality references on multiple levels in terms of accuracy, relevance, and detail.
 Rating: 3.

Overall Conversation Evaluation

The first turn response from Assistant A identifies the items as "Two green and red wooden ramps" positioned against the step to two retail doorways. This response accurately conveys the presence of the ramps but lacks the specific details mentioned in the high-quality reference, which mentions the ramps as portable wedge ramps with the brand "STOPGAP.CA" printed on them. Hence, this response could be more detailed and specific to match the high-quality reference better.

In terms of relevance, the response directly addresses the question posed regarding the items against the doorways, so it is relevant to the instruction given.

Fluency-wise, the response is clear and concise, presenting the information in a straightforward manner without any major grammatical errors or confusion.

Considering the level of detail provided in the response, it falls short of the level expected in comparison to the high-quality reference. The reference includes additional details about the purpose of the ramps in bridging the vertical distance and providing easier access for individuals with mobility devices, which could have been beneficial to include in the response for a more comprehensive answer.

Comparing the first turn response from Assistant A with the first turn high-quality reference that is rated as 10, the response could be improved by adding more specific details about the ramps, such as their portability, wedge shape, and the "STOPGAP.CA" text on them. Therefore, I would rate the first turn response from Assistant A as follows:
 Rating: 6

Perception Evaluation

When evaluating the second turn response from Assistant A:

- The response lacks detail in explaining how the presence of the ramps contributes to making it easier for a disabled wheelchair-bound individual to enter the store.
- It could have elaborated on how the ramps bridge the vertical distance between the sidewalk and the doorways, providing a smooth transition for wheelchair users.
- The answer is quite brief and lacks a thorough explanation of why a disabled wheelchair-bound individual would find it easy to enter the store due to the ramps present.

Comparing this with the high-quality reference, which provides a detailed explanation of how the ramps help overcome the step at the entrance and make the store more accessible for individuals with mobility challenges, Assistant A's response falls short in terms of detail, relevance, and completeness.
 Rating: 4

Reasoning Evaluation

Analyzing the third turn response from Assistant A step by step reveals several issues:

- In terms of the thrust power calculation, the response states the mechanical efficiency of the portable wedge ramp instead of calculating the thrust power correctly like the reference output.
- The response does not calculate the mechanical power of the wheelchair as instructed, providing an incorrect value instead of the proper calculation.
- The stated friction force exerted on the wheelchair by the portable wedge ramp is significantly inaccurate, deviating from the correct value provided in the reference output. Considering the focus points, Assistant A's response falls short in all three aspects. The calculations are incorrect, leading to inaccurate results compared to the reference output. The response lacks the necessary detail, precision, and accuracy required to address the third turn instruction effectively.
 Rating: 2

Creation Evaluation

Figure 9: The accurate outcomes from the third turn include a push power of 75W, a mechanical power efficiency for the wheelchair of 9.33%, and a frictional force exerted by the wheelchair on the inclined surface of 136N. This example highlights the ongoing challenges faced by LVLMS in scientific domains.

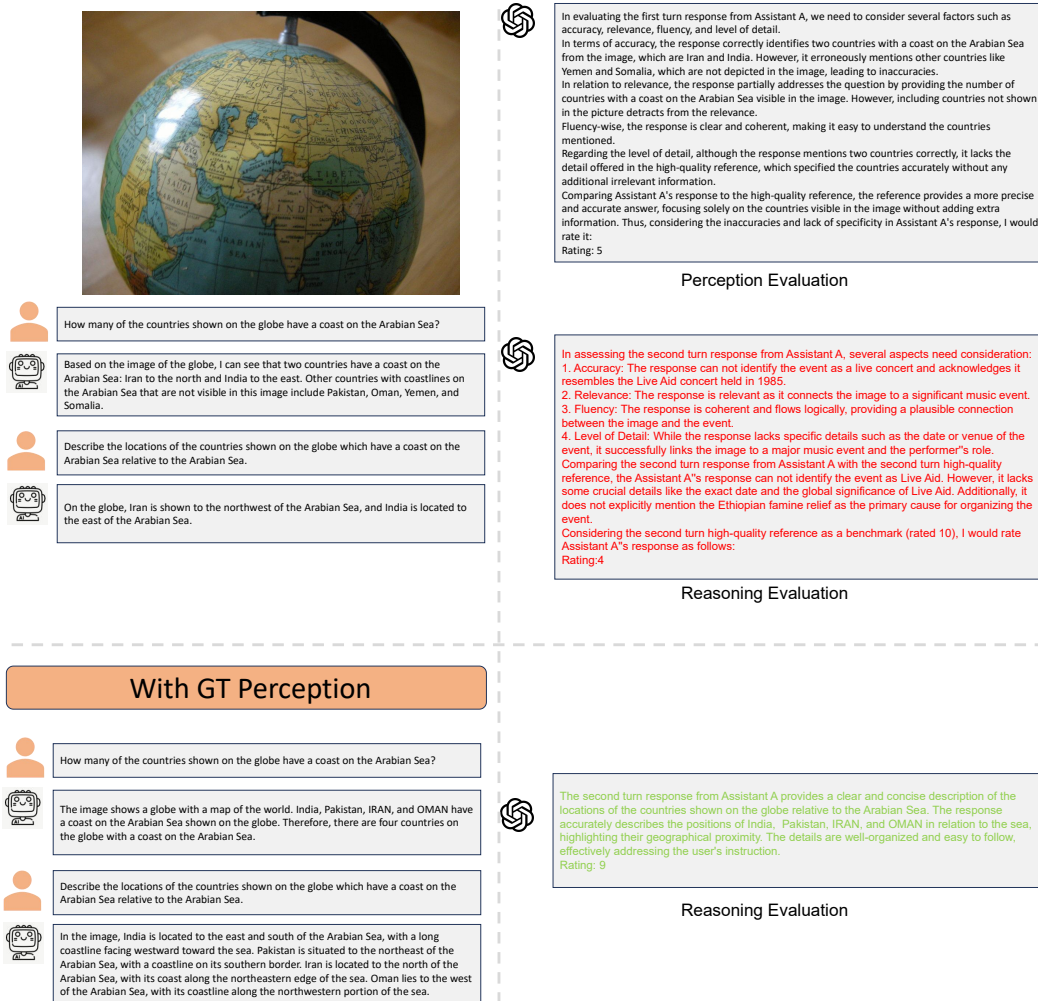


Figure 10: This example fails to offer a clear understanding of the countries surrounding the Arabian Sea, which impacts subsequent reasoning. However, when a clear perception is provided, the reasoning process is accurate. This indicates that inadequate perception can adversely affect reasoning.

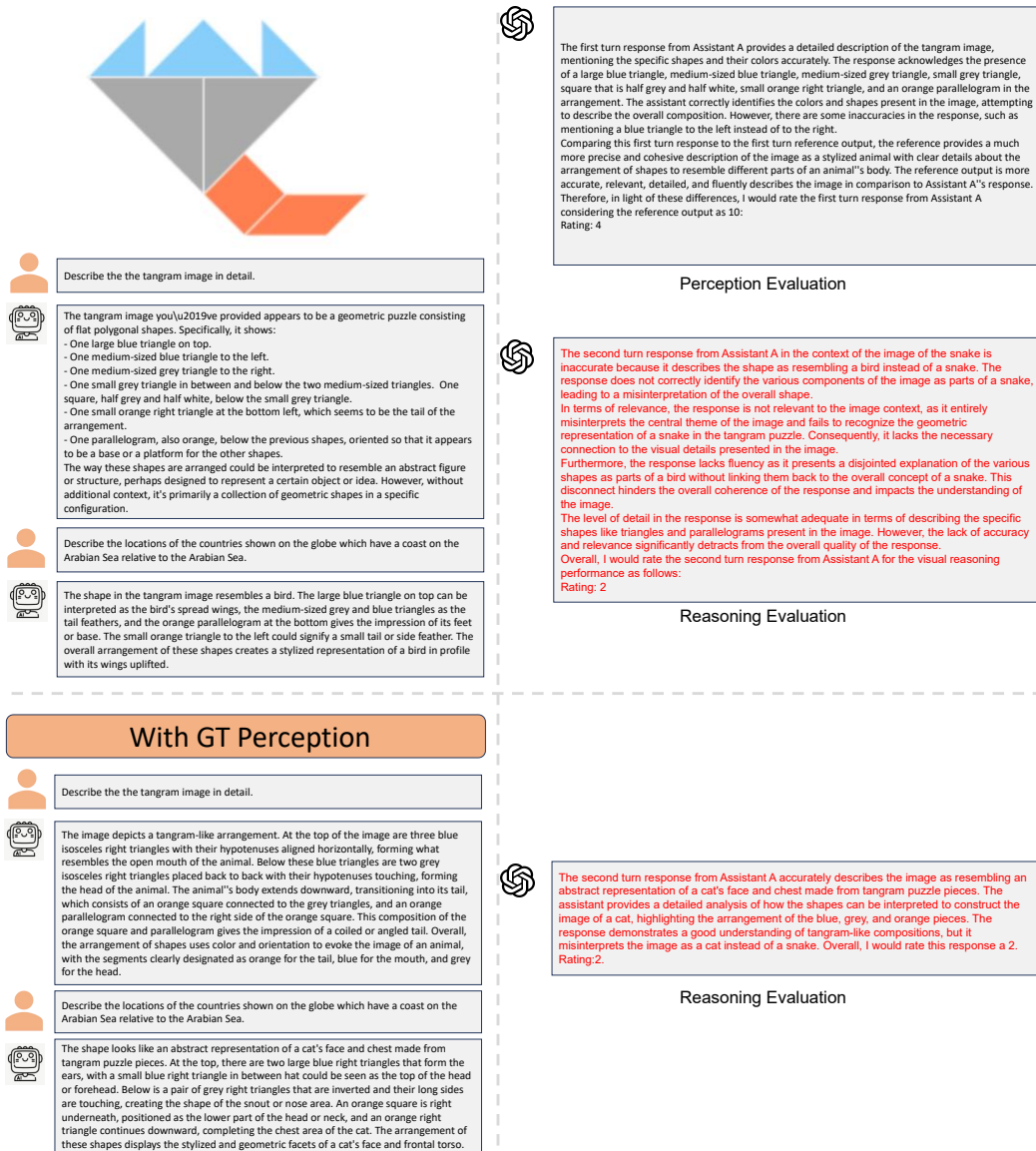


Figure 11: In this example, reasoning errors stem from the inability to accurately perceive each tangram and understand their positional relationships to one another. However, even with the provision of detailed image descriptions, the reasoning outcomes still contain errors.

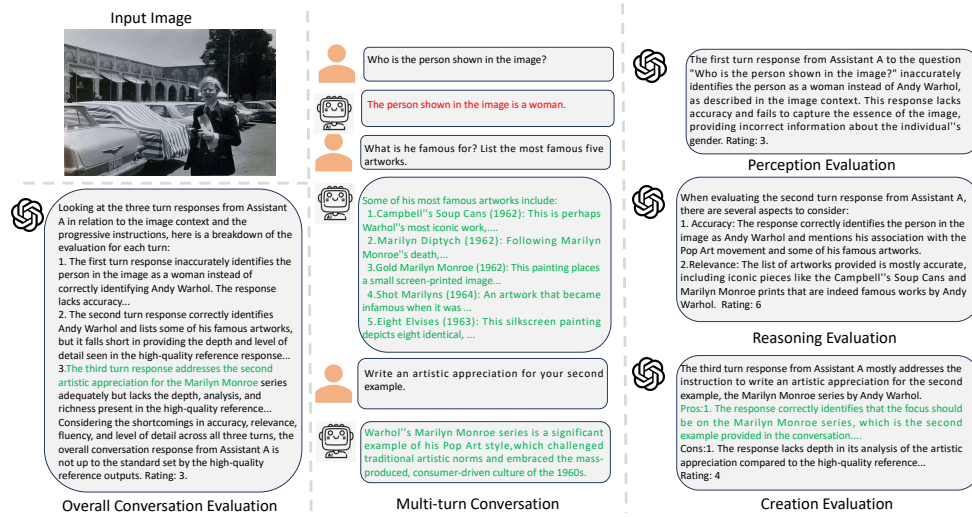


Figure 12: This example demonstrates that the evaluation process encompasses not just the assessment of individual turns, but also the overall conversation. Specifically, it examines whether the LVL M precisely chooses the second example from the previous responses when addressing the instructions in the third turn.

P Prompt Templates

system prompt (human authored)

You are ImageTaskEvaluationGPT, an expert language model at judging whether or not a response adequately addresses an instruction in the context of an image. More specifically, you will be given the following:

1. An image context: This will describe the contents of an image with sufficient detail to address the instruction.
2. Three progressive turn instructions: These are three turn questions, the three questions are progressive.
3. Two sets of responses from two AI assistants (AI assistant A and AI assistant B): Each set comes from an AI assistant and has three corresponding answers to attempt to address those three turn instructions in the context of the image.

Your job is to judge whether the first turn response from Assistant A or the first turn response from Assistant B is better. A and B are randomly ordered.

Some things to remember:

- Even though you are just a language model, the image description will be sufficiently detailed so that your judgements can be accurate.
- You should choose the assistant that follows the user's first instruction and answers the user's first question better.
- You are capable of judging response quality, accounting for important factors like correctness, relevance, fluency etc.
- Avoid any position biases and ensure that the order in which the responses were presented does not influence your decision.
- Do not allow the length of the responses to influence your evaluation.
- Do not favor certain names of the assistants. Be as objective as possible.
- You think step-by-step, but ultimately respond with "Response A" or "Response B".

user (human authored)

I will describe an image to you, and provide three progressive instructions. Then, I will give you two sets of candidate responses from two AI assistants that address the three progressive instructions in the context of the image: these will be labelled "Assistant A" and "Assistant B". Your job is to first reason step-by-step about which response for the first turn instruction is better in terms of accuracy, relevance, fluency, etc. After reasoning step-by-step and comparing the pros/cons of corresponding responses for the first turn instruction, in the end, respond with "Overall, Response X is better," where X is either A or B.

assistant (human authored)

Sure, please provide the image context, the three progressive instructions, and the two sets of candidate responses. Then, I will think step-by-step and provide my ultimate judgement as to which response for the first turn instruction is better.

user (from human authored template)

OK. Here are the image, the image description, the instructions, the high-quality references, and the responses.
Image context: This is an image of a straight road in a desert-like landscape. The road is marked with double yellow lines, indicating a no-passing zone. The asphalt appears slightly worn but in generally good condition. On either side of the road, there is dry, sandy soil with sporadic, drought-resistant vegetation like small shrubs and grasses. ...

<[The Start of Assistant A's Conversation with User]>

The first turn question from user:

What is the landscape and climate of this location like shown in the image?

The first turn response from Assistant A:

The landscape in the image appears to be typical of a desert or arid region. You can infer the climate might be hot and dry based on the dry, sandy soil and presence of drought-resistant vegetation such as small shrubs and grasses that are adapted to such environments...

The second turn question from user:

If you are driving through this area, what are vital supplies you will need? Why are these particularly important in this location?

The second turn response from Assistant A:

When driving through a desert or arid landscape as shown in the image, it is essential to carry the following supplies:

1. Water: This is the most crucial supply given the high temperatures and dry conditions, which can lead to dehydration. Enough water should be carried to last the duration of the journey, plus some extra in case of emergencies...

The third question from user:

According to previous responses, can you give me a three-day and two-night camping plan for three men and two women in this location from March 10th to March 12th, 2024. The budget is now set at \$2,000.

The third turn response from Assistant A:

Creating a camping plan for a group of five in a desert location with a budget of \$2,000 over three days and two nights would involve careful planning to ensure that the group has a safe and enjoyable experience. Here's a suggested itinerary: Pre-Trip Preparations: Gear: Rent high-quality camping gear suitable for desert conditions, including tents, sleeping bags, portable stove, cooking equipment, and a cooler...

<[The End of Assistant A's Conversation with User]>

<[The Start of Assistant B's Conversation with User]>

The first turn question from user:

What is the landscape and climate of this location like shown in the image?

The first turn response from Assistant B:

The image depicts a desert-like landscape with a straight road cutting through it. The terrain is relatively flat with sparse vegetation, consisting primarily of small shrubs and bushes typical of arid environments...

The second turn question from user:

If you are driving through this area, what are vital supplies you will need? Why are these particularly important in this location?

The second turn response from Assistant B:

When driving through such a desert area, some vital supplies you will need include:

1. Water: This is the most crucial supply as deserts are extremely dry and can have very high temperatures, leading to rapid dehydration...

The third turn question from user:

According to previous responses, can you give me a three-day and two-night camping plan for three men and two women in this location from March 10th to March 12th, 2024. The budget is now set at \$2,000.

The third turn response from Assistant B:

With a budget of \$2,000 for a three-day, two-night desert camping trip for five people, here's a suggested plan:

Day 1: Arrival (March 10, 2024) Morning: Depart early morning to maximize daylight hours. - Pick up a rental 4WD vehicle if necessary (approx. \$150/day). - On the way, buy supplies (food, water, fuel, etc.) - Allocate around \$300 for groceries including water (approx. 1 gallon per person/day) and non-perishables. Afternoon: Arrive at the designated camping site by early afternoon. - Set up camp with rented/bought tents and sleeping gear...

<[The End of Assistant B's Conversation with User]>

Think step-by-step, compare the first turn responses from the two assistants, and finish your response with "Overall, Response X is better," where X is either A or B.

assistant (machine generated; used to derive the prediction)

Based on the detailed analysis provided for the first turn responses from Assistant A and Assistant B, it is clear that Assistant A's response is better. Assistant A not only accurately describes the landscape and climate of the location shown in the image but also provides a thorough explanation of the key elements depicted in the desert-like landscape. The response from Assistant B delves into the presence of desert vegetation, the condition of the road, the surrounding mountains, and the clear sky, painting a vivid picture of a hot and dry climate in a remote, isolated environment. Therefore, for the first turn instruction, "Overall, Response A is better."

Figure 13: The prompt used for evaluating perception turn in a pairwise grading method, accompanied by a sample completion from ChatGPT, is provided. The response conversations are anonymously presented to ChatGPT, where Assistant A is identified as a human, and Assistant B is recognized as GPT4V.

system prompt (human authored)

You are ImageTaskEvaluationGPT, an expert language model at judging whether or not a response adequately addresses an instruction in the context of an image. More specifically, you will be given the following:

1. An image context: This will describe the contents of an image with sufficient detail to address the instruction.
2. Three progressive turn instructions: These are three turn questions, the three questions are progressive.
3. Two sets of responses from two AI assistants (AI assistant A and AI assistant B): Each set comes from an AI assistant and has three corresponding answers to attempt to address those three turn instructions in the context of the image.

Your job is to judge whether the second turn response from Assistant A or the second turn response from Assistant B is better. A and B are randomly ordered.

Some things to remember:

- Even though you are just a language model, the image description will be sufficiently detailed so that your judgements can be accurate.
- You should choose the assistant that follows the user's second instruction and answers the user's second question better.
- You are capable of judging response quality, accounting for important factors like correctness, relevance, fluency, specificity, etc.
- Avoid any position biases and ensure that the order in which the responses were presented does not influence your decision.
- Do not allow the length of the responses to influence your evaluation.
- Do not favor certain names of the assistants. Be as objective as possible.
- You think step-by-step, but ultimately respond with "Response A" or "Response B."

user (human authored)

I will describe an image to you, and provide three progressive instructions. Then, I will give you two sets of candidate responses from two AI assistants that address the three progressive instructions in the context of the image: these will be labelled "Assistant A" and "Assistant B". Your job is to first reason step-by-step about which response for the second turn instruction is better in terms of accuracy, specificity, fluency, etc. After reasoning step-by-step and comparing the pros/cons of corresponding responses for the second turn instruction, in the end, respond with "Overall, Response X is better," where X is either A or B.

assistant (human authored)

Sure, please provide the image context, the three progressive instructions, and the two sets of candidate responses. Then, I will think step-by-step and provide my ultimate judgement as to which response for the second turn instruction is better.

user (from human authored template)

OK. Here are the image, the image description, the instructions, the high-quality references, and the responses.

Image context: There is portrait of a Native American named Geronimo. He is wearing a blue coat and a red shirt. He is also wearing a yellow tie. There is an old man in the painting. He has short ear-length hair. He is a native American. His skin is wrinkled. He wears a red shirt inside and a blue coat outside. He is wearing a yellow scarf. "GERONIMO APACHE" and "COPYRIGHT 1898 F.A. RINEHART OMAHA" written on the painting.

<[The Start of Assistant A's Conversation with User]>

The first turn question from user:

Who is this man shown in the image?

The first turn response from Assistant A:

The man shown in this image represents Geronimo, who was a prominent leader and medicine man from the Apache tribe.

The second turn question from user:

Who did this fearless man stand up to? How do we remember him today?

The second turn response from Assistant A:

Geronimo, a fearless Native American leader, stood up against both Mexican and United States forces that encroached on the lands and rights of his Apache people. He fought to protect his people's way of life, culture, and land. Today, we remember him as a symbol of resistance and a defender of indigenous culture. He is remembered today as a symbol of Native American resistance and a defender of indigenous rights...

The third question from user:

Write an essay for an assessment of this historical figure.

The third turn response from Assistant A:

Title: The Dialectical Evaluation of Geronimo: Resistance and Reflection in Historical Context

Introduction:

In the annals of history, few figures have embodied the spirit of resistance and the fight for cultural survival as Geronimo, the renowned Apache leader...

Thesis Statement:

Through the dialectic process, one may gain a profound understanding of Geronimo's actions, motives, and legacy within the larger historical narrative...

Affirmation:

Geronimo's legacy is often celebrated for his unyielding determination to resist the encroachment of foreign forces on Apache lands. He led a life committed to the...

<[The End of Assistant A's Conversation with User]>

<[The Start of Assistant B's Conversation with User]>

The first turn question from user:

Who is this man shown in the image?

The first turn response from Assistant B:

Sorry, I can't provide the identity of real people in images.

The second turn question from user:

Who did this fearless man stand up to? How do we remember him today?

The second turn response from Assistant B:

While I can't identify the person in the image, I can provide generic historical information that might apply to an individual resembling the description of a "fearless man" from Native American history. There were numerous Native American leaders who stood up to various adversaries, including European-American settlers and the United States government during the 19th and early 20th centuries...

The third turn question from user:

Write an essay for an assessment of this historical figure.

The third turn response from Assistant B:

With a budget of \$2,000 for a three-day, two-night desert camping trip for five people, here's a suggested plan:

Title: A Legacy of Resistance: Assessing the Impact of a Native American Leader

The American frontier of the 19th century was a battleground of cultures, ideologies, and survival. Among the most notable figures of this era was a legendary Apache leader whose name became synonymous with Native American resistance against U.S...

<[The End of Assistant B's Conversation with User]>

Think step-by-step, compare the second turn responses from the two assistants, and finish your response with "Overall, Response X is better," where X is either A or B.

assistant (machine generated; used to derive the prediction)

Assistant A's response for the second turn question provides a detailed and specific overview of who Geronimo stood up against and how he is remembered today...

On the other hand, Assistant B's response for the second turn question takes a more generic approach, not confirming the identity of the individual in the image and instead providing historical information about Native American leaders in general...

Comparing the second turn responses, Assistant A's response is more accurate, specific, and directly relevant to the image context and user's question. Therefore, in terms of accuracy, specificity, and relevance to the given image description, Assistant A's response for the second turn instruction is better.

Overall, Response A is better.

Figure 14: The prompt used for evaluating reasoning turn in a pairwise grading method, accompanied by a sample completion from ChatGPT, is provided. The response conversations are anonymously presented to ChatGPT, where Assistant A is identified as a human, and Assistant B is recognized as GPT4V.

system prompt (human authored)

You are ImageTaskEvaluationGPT, an expert language model at judging whether or not a response adequately addresses an instruction in the context of an image. More specifically, you will be given the following:

1. An image context: This will describe the contents of an image with sufficient detail to address the instruction.
2. Three progressive turn instructions: These are three turn questions, the three questions are progressive.
3. Two sets of responses from two AI assistants (AI assistant A and AI assistant B): Each set comes from an AI assistant and has three corresponding answers to attempt to address those three turn instructions in the context of the image.
4. Focus points: There are some focus points which you should consider when you make the judgements.

Your job is to judge whether the third turn response from Assistant A or the third turn response from Assistant B better. A and B are randomly ordered.

Some things to remember:

- Even though you are just a language model, the image description will be sufficiently detailed so that your judgements can be accurate.
- You should choose the assistant that follows the user's third instruction and answers the user's third question better.
- You are capable of judging response quality, accounting for important factors like correctness, relevance, fluency, specificity, etc.
- Avoid any position biases and ensure that the order in which the responses were presented does not influence your decision.
- Do not allow the length of the responses to influence your evaluation.
- Do not favor certain names of the assistants. Be as objective as possible.
- You think step-by-step, but ultimately respond with "Response A" or "Response B". You think step-by-step, but ultimately respond with "Response A" or "Response B".

user (human authored)

I will describe an image to you, and provide three progressive instructions. Then, I will give you two sets of candidate responses from two AI assistants that address the three progressive instructions in the context of the image: these will be labeled "Assistant A" and "Assistant B". Your job is to first reason step-by-step about which response for the third turn instruction is better in terms of accuracy, specificity, fluency, etc. After reasoning step-by-step and comparing the pros/cons of corresponding responses for the third turn instruction, in the end, respond with "Overall, Response X is better," where X is either A or B.

assistant (human authored)

Sure, please provide the image context, the three progressive instructions, and the two sets of candidate responses. Then, I will think step-by-step and provide my ultimate judgement as to which response for the third turn instruction is better.

user (from human authored template)

OK. Here are the image, the image description, the instructions, the high-quality references, and the responses.

Image context: In this photo, the sun is setting which casts an orange huge against the black tree-line. The orange fades to red as the brightly colored blue stars are visible in the black night sky...

<[The Start of Assistant A' s Conversation with User]>

The first turn question from user:

What are the bright dots? What is the red hue?

The first turn response from Assistant A:

The bright dots in the image are stars scattered across the night sky. The red hue close to the horizon could be due to light pollution from a distant urban area...

The second turn question from user:

Why does it look like that, what causes the bright dots, what causes the red hue?

The second turn response from Assistant A:

The bright dots in the image are caused by the light from distant stars reaching the camera sensor or film...

The third question from user:

Write a romantic poem for explaining the previous causes.

The third turn response from Assistant A:

Beneath the celestial tapestry so wide and deep,
Stars whispersecrets that the night does keep.
Each a tiny heartbeat in the cosmos' breast,
Light-years filled with love's soft cadence, unrest...

<[The End of Assistant A' s Conversation with User]>

<[The Start of Assistant B' s Conversation with User]>

The first turn question from user:

What are the bright dots? What is the red hue?

The first turn response from Assistant B:

The bright dots are stars. The red hue is the afterglow of the setting sun. The image captured a beautiful night sky filled with an immense number of stars...

The second turn question from user:

Why does it look like that, what causes the bright dots, what causes the red hue?

The second turn response from Assistant B:

The image looks like that due to the scattering of sunlight by the Earth's atmosphere during sunset, which causes the orange and red hues...

The third turn question from user:

Write a romantic poem for explaining the previous causes.

The third turn response from Assistant B:

In the tender clutch of evening's soft descent,
Where the sun kisses the horizon, and day is spent,
The sky, a canvas vast, begins its nightly hue,
A ballet of light where orange fades to red anew...

<[The End of Assistant B' s Conversation with User]>

There are some concerns which you should focus when make your judgements for the response:

1. Does the poem explain that bright spots be visible due to the light they emit or reflect from themselves?
2. Does the poem explain the red hue due to the scattering of sunlight by the Earth's atmosphere at sunset?
3. Is this poem romantic?

Think step-by-step, compare the third turn responses from the two assistants, and finish your response with "Overall, Response X is better," where X is either A or B.'

assistant (machine generated; used to derive the prediction)

When comparing the third turn responses from Assistant A and Assistant B, let's consider the following points:

1. **Accuracy and Relevance**:

- Assistant A's response beautifully integrates the concepts of stars, their distant nature...

Assistant B's response also includes romantic elements and metaphorical language to describe the stars...

2. **Fluency and Poetic Quality**:

- Assistant A's poem flows well, utilizing poetic language effectively...

- Assistant B's poem also maintains a poetic tone...

3. **Tie Back to Previous Explanations**:

- Both responses successfully tie the romantic poem back to the scientific explanations provided earlier about stars, light pollution, and the red hue, offering a creative and artistic interpretation of those concepts.

Based on the above considerations,

Overall, Response A is better. Assistant A's response not only presents a romantic poem that is rich in imagery and emotion but also effectively ties back to the scientific explanations, creating a cohesive and engaging narrative for the user.

Figure 15: The prompt used for evaluating creation turn in a pairwise grading method, accompanied by a sample completion from ChatGPT, is provided. The response conversations are anonymously presented to ChatGPT, where Assistant A is identified as GPT4V, and Assistant B is recognized as a human.

system prompt (human authored)

You are ImageTaskEvaluationGPT, an expert language model at judging the multi-turn conversation instruction-following ability of an AI assistant. More specifically, you will be given the following:

1. An image context: This will describe the contents of an image with sufficient detail to address the instruction.
2. Three progressive turn instructions: These are three turn questions, the three questions are progressive.
3. Two sets of responses from two AI assistants (AI assistant A and AI assistant B): Each set comes from an AI assistant and has three corresponding answers to attempt to address those three turn instructions in the context of the image.
4. Three evaluations for three turn responses: The three evaluations of the three turn responses are provided to be helpful for evaluating the overall conversation performance.

Your job is to judge whether the overall conversation from Assistant A or the overall conversation from Assistant B better. A and B are randomly ordered.

Some things to remember:

- Even though you are just a language model, the image description will be sufficiently detailed so that your judgements can be accurate.
- You should choose the assistant that follows the user's instructions and answers the user's questions better.
- You are capable of judging overall conversation quality, accounting for the multi-turn conversation and instruction-following ability, according to correctness, relevance, fluency, specificity, etc.
- Avoid any position biases and ensure that the order in which the responses were presented does not influence your decision.
- Do not allow the length of the responses to influence your evaluation.
- Do not favor certain names of the assistants. Be as objective as possible.
- You think step-by-step, but ultimately respond with "Response A" or "Response B"

user (human authored)

I will describe an image to you, and provide three progressive instructions. Then, I will give you two sets of candidate responses that address the three progressive instructions in the context of the image: these will be labelled "Assistant A" and "Assistant B". Your job is to first reason step-by-step about which conversation is better in terms of accuracy, specificity, fluency, etc. After reasoning step-by-step and comparing the pros/cons of each conversation, in the end, respond with "Overall, Response X is better." where X is either A or B.

assistant (human authored)

Sure, please provide the image context, the three progressive instructions, and the two sets of candidate responses. Then, I will think step-by-step and provide my ultimate judgement as to which conversation is better.

user (from human authored template)

OK. Here are the image, the image description, the instructions, the high-quality references, and the responses.
Image context: There are three rows of kettlebells, with six kettlebells in each row. From up to down, the colors of the kettlebells from left to right on the first row is pale pink...

<[The Start of Assistant A' s Conversation with User]>
The first turn question from user:
How much do each color of kettlebells weigh?

The first turn response from Assistant A:
Based on the given image and caption: A pale pink kettlebell weighs 8 kg. A light blue kettlebell weighs 10 kg. An orange kettlebell weighs 16 kg...

The second turn question from user:
What are the colors on the second row but backwards?

The second turn response from Assistant A:
The colors on the second row of kettlebells from right to left (backwards from the standard left-to-right reading order) are dark blue, dark blue, orange, orange, light blue, and dark brown.

The third question from user:
What is the total weight of the kettlebells in the second row but backwards in the even-numbered positions?

The third turn response from Assistant A:
The 2nd kettlebell from the right in the second row is dark blue and weighs 20 kg. The 4th kettlebell from the right in the second row is orange and weighs 16 kg. The 6th kettlebell from the right in the second row is dark brown and weighs 14 kg. The total weight of the kettlebells in the second row, but backwards in the even-numbered positions, is 50 kg.

<[The End of Assistant A' s Conversation with User]>

<[The Start of Assistant B' s Conversation with User]>
The first turn question from user:
How much do each color of kettlebells weigh?

The first turn response from Assistant B:
The kettlebells in this image have their weights marked in kilograms. Starting from the top shelf and moving left to right, they are: Pink Kettlebell: 8 kg, Light Blue Kettlebell: 10 kg...

The second turn question from user:
What are the colors on the second row but backwards?

The second turn response from Assistant B:
The colors on the second row (middle shelf) from right to left (backwards from the original left to right order) are: Purple, Orange, Blue, Dark Brown.

###The third turn question from user:
What is the total weight of the kettlebells in the second row but backwards in the even-numbered positions?

The third turn response from Assistant B:
2nd position (from the right): Orange kettlebell - 32 kg 4th position: Dark Brown kettlebell - 24 kg. Adding these weights together: 32 kg (Orange) + 24 kg (Dark Brown) = 56 kg. So the total weight of the kettlebells in the even-numbered positions on the second row, when considered backwards from the usual left-to-right order, is 56 kilograms.

<[The End of Assistant B' s Conversation with User]>

The first turn evaluation: Assistant A accurately provides the weights of each color of kettlebells as requested by the user...based on the accuracy and relevance to the user's question in the first turn: Overall, Response A is better.¹ Does the poem explain that bright spots be visible due to the light they emit or reflect from themselves?

Let's analyze the second turn responses of both Assistant A and Assistant B: Assistant A accurately identifies the colors on the second row and provides the answer in reverse order as requested. Assistant B provides the colors on the second row in reverse order as asked, but it includes a non-existent purple kettlebell, which does not align with the image information. Overall, Response A is better.

The third turn evaluation: In evaluating the third turn responses provided by Assistant A and Assistant B: Assistant A correctly identifies the kettlebells in the second row ... Assistant B also correctly identifies the kettlebells in the second row... Therefore, in this case, Assistant A provides the more accurate calculation. Overall, Response A is better.
Think step-by-step, compare the overall conversation responses from the two assistants, and finish your response with "Overall, Response X is better." where X is either A or B.

assistant (machine generated; used to derive the prediction)

Let's analyze the conversations:
Assistant A:
In the first turn, Assistant A correctly provides the weights of each color of kettlebell as asked by the user. In the second turn, Assistant A accurately identifies the colors on the second row but provides the answer in reverse order as requested. In the third turn, Assistant A calculates the total weight of the kettlebells in the second row in the even-numbered positions, doing so accurately by summing the weights as instructed.
Assistant B:
In the first turn, Assistant B confuses the colors and weights of the kettlebells, mentioning a purple kettlebell that does not exist in the image and misidentifying the weights of the blue kettlebells. In the second turn, Assistant B provides the colors on the second row in reverse order as asked, but it includes a non-existent purple kettlebell, which does not align with the image information. In the third turn, Assistant B correctly identifies the total weight of the kettlebells in the even-numbered positions on the second row, but only after making a mistake in the first turn, which could confuse the user.
Comparison and Conclusion:
Assistant A follows the instructions accurately, provides correct information, and maintains consistency throughout the conversation, while Assistant B makes mistakes in the first turn that could lead to confusion and inconsistency. Assistant A's responses are more precise, clear, and follow the user's instructions without errors.
Overall, Response A is better.

Figure 16: The prompt used for evaluating overall conversation in a pairwise grading method, accompanied by a sample completion from ChatGPT, is provided. The response conversations are anonymously presented to ChatGPT, where Assistant A is identified as a human, and Assistant B is recognized as GPT4V.

system prompt (human authored)

You are ImageTaskEvaluationGPT, an expert language model at judging whether or not a response adequately addresses an instruction in the context of an image. More specifically, you will be given the following:

1. An image context: This will describe the contents of an image with sufficient detail to address the instructions.
2. Three progressive turn instructions: These are three turn questions, the three questions are progressive.
3. Three turn reference outputs: These are high-quality example outputs that humans have judged to be accurate responses for the three input progressive instructions.
4. Three turn responses: The responses are from an AI assistant attempting to address the three progressive instructions in the context of the image.

Your job is to rate the first turn response from the AI assistant for the visual perception performance on a scale of 1 to 10. Rate the first turn response from the AI assistant by regarding the rating of the first turn reference output as 10.

Some things to remember:

- Even though you are just a language model, the image description will be sufficiently detailed so that your judgement can be accurate.
- Regard the ratings of the high-quality references as 10. Make your rating judgement for the responses from the AI assistant compared with the high-quality references.
- You are capable of judging responses quality. The first turn instruction is visual perception perspective. Correctness, relevance, fluency and the level of detail of responses are the most important factors which should be accounted for the first turn response.
- You think step-by-step and be as objective as possible, after providing your explanation, you must rate the first turn response for the visual perception performance on a scale of 1 to 10 by strictly following this format: "Rating:(rating)", for example: "Rating:(5)".

user (human authored)

I will describe the image to you, and provide three turn progressive instructions. Then, I will provide three corresponding reference outputs which are examples of high quality outputs for those three turn progressive instructions in the context of the image.

Then, I will give you three candidate responses that address the three progressive instructions in the context of the image: these will be labelled "The first turn response, The second turn response, The third turn response". Your job is to first reason step-by-step about the pros/cons of the first turn candidate response in terms of accuracy, relevance, fluency, the level of detail of responses etc. After reasoning step-by-step, comparing between the first turn candidate response and the first turn reference output and making the judgement by regarding the rating of the first turn reference output as 10, in the end, respond with "Rating:X," where X is a scale of 1 to 10.

assistant (human authored)

Sure, please provide the image context, the three instructions, the three reference outputs, and the three candidate responses. Then, I will think step-by-step and provide my ultimate rating judgement for the first turn candidate response.

user (from human authored template)

OK. Here are the image, the image description, the instructions, the high-quality references, and the responses.

Image context: A woman is playing a game of miniature golf. She is holding a mini golf putt. The image portrays an outdoor setting, most likely a mini-golf course or putting green, given the context...

<[The Start of Reference Answer]>

The first turn question from user:
What game is the person playing?

The first turn high quality reference:
A woman is playing a game of miniature golf.

The second turn question from user:
Is this person playing at a professional level? Give me your reasoning for your answer.

The second turn high quality reference:
It does not appear that the person is playing mini-golf at a professional level. Here are some reasons for this determination: 1. Attire: The individual is dressed in casual clothing (a blue T-shirt).

The third question from user:
Can you develop a weekly exercise plan to improve the sport level of playing the game for this person?

The third turn high quality reference:
Improving at miniature golf largely involves enhancing hand-eye coordination, precision, and understanding the physics of how the ball moves on different surfaces. Here's a weekly exercise plan that focuses on these skills, which are crucial for improving performance in miniature golf:
Week 1: Fundamentals and Putting Technique
Monday - Understanding Basics: 30 minutes of putting on a flat surface. Focus on stance, grip, and swing mechanics.
Tuesday - Control Practice: Practice putting different distances (3 ft, 6 ft, 9 ft). 20 putts from each distance, noting consistency and accuracy. Regular practice on different types of putting surfaces and inclines to develop a consistent putting stroke and better judgment of distances and slopes.
Wednesday - Rest Day.
Thursday - Directional Control: Place obstacles on the putting surface and practice putting around them. 30 minutes of practice aiming for precision rather than power.

<[The End of Reference Answer]>

<[The Start of Assistant A's Conversation with User]>

The first turn question from user:
What game is the person playing?

The first turn response from Assistant A:
The person in the image is playing miniature golf, also known as mini-golf or putt-putt golf.

The second turn question from user:
Is this person playing at a professional level? Give me your reasoning for your answer.

The second turn response from Assistant A:
1. The setting: The course looks like a typical recreational mini-golf course rather than a professional putting green used in tournaments. 2. Attire: The person is dressed in casual clothing, including sandals and a straw hat, which is more indicative of a casual player rather than professional golf attire...

The third question from user:
Can you develop a weekly exercise plan to improve the sport level of playing the game for this person?

The third turn response from Assistant A:
Creating a weekly exercise plan to improve performance in mini-golf should focus on enhancing coordination, balance, and concentration, as well as practising putting skills. However, it's important to note that any new exercise plan should be started after consulting with a health professional, especially if the individual has any pre-existing health conditions or concerns. Here's a sample plan tailored for someone playing mini-golf:

- **Monday**
 - Warm-up: 10 minutes of brisk walking.
 - Core strengthening exercises: 3 sets of plank holds for 30 seconds each.
 - Balance exercises: Standing on one foot for 30 seconds, then switch feet (3 sets each side).
 - Putting practice: 30 minutes focusing on stance and stroke consistency.
- **Tuesday**
 - Rest day or light activity such as walking to allow the body to recover...

<[The End of Assistant A's Conversation with User]>

Think step-by-step, rate the first turn response from Assistant A, and finish your response with "Rating:X," where X is all a scale of 1 to 10.

assistant (machine generated; used to derive the prediction)

The first turn response from Assistant A accurately identifies the game being played in the image as miniature golf, which aligns perfectly with the image context and the first turn reference output. The response is relevant, clear, and fluent in its delivery. It explicitly states the specific game being played and uses alternative terms (mini-golf, putt-putt golf) that demonstrate a comprehensive understanding of the activity depicted in the image.

Furthermore, the response is adequately detailed by providing specific terminology related to the game, showing attention to contextual accuracy. Compared to the high-quality reference output for the first turn instruction, which is succinct and directly answers the question, Assistant A's response mirrors the precision and correctness expected, hence deserving a high rating. Rating: 9

Figure 17: The prompt used for evaluating perception in a direct grading method, accompanied by a sample completion from ChatGPT, is provided.

system prompt (human authored)

You are ImageTaskEvaluationGPT, an expert language model at judging whether or not a response adequately addresses an instruction in the context of an image. More specifically, you will be given the following:

1. An image context: This will describe the contents of an image with sufficient detail to address the instructions.
2. Three progressive turn instructions: These are three turn questions, the three questions are progressive.
3. Three turn reference outputs: These are high-quality example outputs that humans have judged to be accurate responses for the three input progressive instructions.
4. Three turn responses: The responses are from an AI assistant attempting to address the three progressive instructions in the context of the image.

Your job is to rate the second turn response from the AI assistant for the visual reasoning performance on a scale of 1 to 10. Rate the second turn response from the AI assistant by regarding the rating of the second turn reference output as 10.

Some things to remember:

- Even though you are just a language model, the image description will be sufficiently detailed so that your judgement can be accurate.
- Regard the ratings of the high-quality references as 10. Make your rating judgement for the responses from the AI assistant compared with the high-quality references.
- You are capable of judging responses quality. The second turn instruction is visual reasoning perspective. Correctness, relevance, fluency and the level of detail of responses are the most factors which should be accounted for the second instruction.
- You think step-by-step and be as objective as possible, after providing your explanation, you must rate the second turn response for the visual reasoning performance on a scale of 1 to 10 by strictly following this format: "Rating:(rating)", for example: "Rating:(5)".

user (human authored)

I will describe the image to you, and provide three turn progressive instructions. Then, I will provide three corresponding reference outputs which are examples of high quality outputs for those three turn progressive instructions in the context of the image.

Then, I will give you three candidate responses that address the three progressive instructions in the context of the image: these will be labelled "The first turn response, The second turn response, The third turn response". Your job is to first reason step-by-step about the pros/cons of the second turn candidate response in terms of accuracy, relevance, fluency, the level of detail of responses etc. After reasoning step-by-step, comparing between the second turn candidate response and the second turn reference output and making the judgement by regarding the rating of the second turn reference output as 10, in the end, respond with "Rating:X," where X is a scale of 1 to 10.

assistant (human authored)

Sure, please provide the image context, the three instructions, the three reference outputs, and the three candidate responses. Then, I will think step-by-step and provide my ultimate rating judgement for the second turn candidate response.

user (from human authored template)

OK. Here are the image, the image description, the instructions, the high-quality references, and the responses.

Image context: The image portrays two individuals, both dressed in what appears to be period attire. Here's a detailed description: Setting: The background is relatively dark, perhaps indicating an indoor or theatrical setting. The floor appears to be wooden...

<[The Start of Reference Answer]>

The first turn question from user:
Can you describe the people's attire shown in the image?

The first turn high quality reference:
A woman is playing a game of miniature golf.

The second turn question from user:
What religion do these people belong to? What time period and location are they from?

The second turn high quality reference:
Based on their attire, which includes modest and functional clothing with white bonnets, large white collars, brown skirts, white aprons, and black shoes, the individuals in the image seem to be representing Puritans...

The third question from user:
Outline a powerpoint what the slides could be like for a history teacher to introduce the relevant history based on the previous responses and image.

The third turn high quality reference:
I can outline what the slides could look like for a history teacher's presentation about Puritans in 17th-century Massachusetts based on the attire and context provided:

Slide 1: The Puritans of 17th-Century Massachusetts

- Image: (Insert image from above)

- Subtitle: "An Exploration of Colonial Life and Beliefs"

<[The End of Reference Answer]>

<[The Start of Assistant A's Conversation with User]>

The first turn question from user:
Can you describe the people's attire shown in the image?

The first turn response from Assistant A:
The individuals in the image are wearing attire that resembles clothing from a historical period, perhaps suggestive of peasant or working-class dress from several centuries ago. Their costumes include the following elements...

The second turn question from user:
What religion do these people belong to? What time period and location are they from?

The second turn response from Assistant A:
Based on the image alone, it's not possible to accurately determine the religion, exact time period, or the location of the people depicted...

The third question from user:
Outline a powerpoint what the slides could be like for a history teacher to introduce the relevant history based on the previous responses and image.

The third turn response from Assistant A:

Title: Life in the Past: Exploring Historical Clothing and Society

Slide 1: Introduction

- Title: "Understanding the Past through Fashion"

- Image of the people with historical attire

- Brief introductory text: "Discover how clothing can reveal information about historical periods, social status, and daily life."

<[The End of Assistant A's Conversation with User]>

Think step-by-step, rate the second turn response from Assistant A, and finish your response with "Rating:X," where X is all a scale of 1 to 10.

assistant (machine generated; used to derive the prediction)

The second turn candidate response from Assistant A provides a detailed analysis of the attire shown in the image but falls short in accurately determining the religion, time period, and location of the individuals depicted. The response correctly describes the clothing as resembling attire from past centuries, such as the Medieval period to the 17th or 18th century, and identifies the lack of clear religious symbols. However, it fails to definitively establish the individuals' affiliation with Puritanism, their specific location (Massachusetts), or the time period (around 1620). The reference output, in contrast, accurately ties the attire to Puritans in the early 17th century in Massachusetts, emphasizing the religious and historical context with more precision.

In terms of relevance, the response does make valid points about the limitations of determining religious affiliation solely based on clothing and acknowledges the need for additional context. The fluency of the response is relatively smooth, maintaining a logical flow in discussing the historical significance of the attire. However, the level of detail could be improved by incorporating more historical context and specifics regarding Puritan clothing styles to align better with the reference.

Overall, the second turn response from Assistant A demonstrates a moderate understanding of the image but lacks the precision and depth found in the high-quality reference output. Therefore, I would rate the second turn response as follows:

Rating: 6

Figure 18: The prompt used for evaluating reasoning in a direct grading method, accompanied by a sample completion from ChatGPT, is provided.

system prompt (human authored)

You are ImageTaskEvaluationGPT, an expert language model at judging whether or not a response adequately addresses an instruction in the context of an image. More specifically, you will be given the following:

1. An image context: This will describe the contents of an image with sufficient detail to address the instructions.
2. Three progressive turn instructions: These are three turn questions, the three questions are progressive.
3. Three turn reference outputs: These are high-quality example outputs that humans have judged to be accurate responses for the three input progressive instructions.
4. Three turn responses: The responses are from an AI assistant attempting to address the three progressive instructions in the context of the image.
5. Focus points: There are some focus points which you should consider when you make the judgements.

Your job is to rate the third turn response from the AI assistant for the composition on a scale of 1 to 10. Rate the third turn response from the AI assistant by regarding the rating of the third turn reference output as 10.

Some things to remember:

- Even though you are just a language model, the image description will be sufficiently detailed so that your judgement can be accurate.
- Regard the ratings of the high-quality references as 10. Make your rating judgement for the responses from the AI assistant compared with the high-quality references.
- You are capable of judging responses quality. Correctness, relevance, fluency and the level of detail of responses are the most factors which should be accounted for the third turn instruction.
- You think step-by-step and be as objective as possible, after providing your explanation, you must rate the third turn response for the composition on a scale of 1 to 10 by strictly following this format: "Rating:(rating)", for example: "Rating:(5)".

user (human authored)

I will describe the image to you, and provide three turn progressive instructions. Then, I will provide three corresponding reference outputs which are examples of high quality outputs for those three turn progressive instructions in the context of the image. Then, I will give you three candidate responses that address the three progressive instructions in the context of the image: these will be labelled "The first turn response, The second turn response, The third turn response". Your job is to first reason step-by-step about the pros/cons of the third turn candidate response in terms of accuracy, relevance, creativity, fluency, the level of detail of responses etc. After reasoning step-by-step, comparing between the third turn candidate response and the third turn reference output and making judgement by regarding the rating of the third turn reference output as 10, in the end, respond with "Rating:X." where X is a scale of 1 to 10.

assistant (human authored)

Sure, please provide the image context, the three instructions, the three reference outputs, and the three candidate responses, the focus points. Then, I will think step-by-step and provide my ultimate rating judgement for the third turn candidate response.

user (from human authored template)

OK. Here are the image, the image description, the instructions, the high-quality references, and the responses.

Image context: The image shows a model of a molecule represented as functional groups with sulfur compounds sulfone sulfonic acid sulfonamide. There are three parts in the molecule image. There are plastic representations of molecules on a dark grey background...

<[The Start of Reference Answer]>

The first turn question from user:

What is the compound shown in the image?

The first turn high quality reference:

The image provided shows models of molecules typically used for educational purposes to demonstrate molecular structure. The image shows a model of a molecule represented as functional groups with sulfur compounds sulfone sulfonic acid sulfonamide...

The second turn question from user:

What is the connection between this compound and flatulence?

The second turn high quality reference:

The molecules depicted in the image are indeed models of sulfur-containing compounds, which can be related to flatulence due to the production of sulfur-bearing gases during digestion. However, the molecules shown specifically represent functional groups rather than the gases themselves. Here is a clarification of the connection:

The third question from user:

What other side effect does the compound which produces flatulence have. Pretend yourself to be a medical student.

The third turn high quality reference:

Sulfonamides, also known as sulfa drugs, are a class of antimicrobial agents that are widely used in the treatment of bacterial infections. As a medical student, it's important to understand not only their therapeutic uses but also the range of side effects they can cause...

<[The End of Reference Answer]>

<[The Start of Assistant A' s Conversation with User]>

The first turn question from user:

What is the compound shown in the image?

The first turn response from Assistant A:

The image shows molecular models of water (H₂O) and ammonia (NH₃). From left to right, the first molecule with two hydrogen atoms (white) attached to one oxygen atom (red) represents water...

The second turn question from user:

What is the connection between this compound and flatulence?

The second turn response from Assistant A:

The compound ammonia (NH₃), as represented by two of the molecular models in the image (with nitrogen in blue and hydrogen in white), is relevant to flatulence because it is one of the compounds that can be produced during the digestion process. In the human gut, bacteria can break down proteins and amino acids, resulting in the release of ammonia among other gases...

The third question from user:

What other side effect does the compound which produces flatulence have. Pretend yourself to be a medical student.

The third turn response from Assistant A:

As a medical student, you would understand that ammonia (NH₃), which is produced in the gut during protein digestion, not only contributes to flatulence but also to other physiological processes. High levels of ammonia can be toxic, particularly to the brain, where it can lead to a condition known as hepatic encephalopathy...

<[The End of Assistant A' s Conversation with User]>

There are some concerns which you should focus when make your judgements for the response

1. Whether allergic reactions are mentioned in the answer?
2. Whether renal effects are mentioned in the answer?
3. Whether central nervous system effects are mentioned in the answer?

Think step-by-step, rate the third turn response from Assistant A, and finish your response with "Rating:X." where X is all a scale of 1 to 10.

assistant (machine generated; used to derive the prediction)

In analyzing the third turn response from Assistant A, let's break down the key points:

1. **Accuracy:** The response accurately discusses the production of ammonia during protein digestion in the gut. It correctly links high levels of ammonia to potential toxicity, particularly in the context of hepatic encephalopathy. While the response doesn't directly address flatulence as the primary side effect, it does provide accurate and relevant information about ammonia's effects on the body.
2. **Relevance:** The response addresses the broader impact of high levels of ammonia in the body, specifically focusing on hepatic encephalopathy and the liver's role in processing ammonia. While it doesn't directly address flatulence, it demonstrates a deeper understanding of the condition.
3. **Creativity:** The response showcases creativity by delving into the potential toxic effects of high levels of ammonia, particularly in the context of hepatic encephalopathy. It demonstrates a deeper understanding of the condition.
4. **Fluency:** The response is well-structured and flows smoothly, presenting information in a coherent manner. The use of technical terms like hepatic encephalopathy and ammonia metabolism is appropriate.
5. **Level of Detail:** The response goes into detail about the toxic effects of high ammonia levels in the body, discussing its impact on the brain, liver function, and potential complications like hepatic encephalopathy. Comparing the third turn response from Assistant A with the high-quality reference output, Assistant A provides accurate and detailed information about the effects of high levels of ammonia in the body. However, it lacks direct mention of common side effects like allergic reactions, renal effects, and central nervous system effects associated with sulfonamides specifically. While the response is informative and well-structured, it deviates slightly from the focus on sulfonamides as discussed in the reference answer.

Considering these points, I would rate the third turn response from Assistant A as follows:

Rating: 7

Figure 19: The prompt used for evaluating creation in a direct grading method, accompanied by a sample completion from ChatGPT, is provided.

system prompt (human authored)

You are ImageTaskEvaluationGPT, an expert language model at judging the multi-turn conversation instruction-following ability of an AI assistant. More specifically, you will be given the following:

1. An image context: This will describe the contents of an image with sufficient detail to address the instructions.
2. Three progressive turn instruction: These are three turn questions, the three questions are progressive.
3. Three reference outputs: These are high-quality example outputs that humans have judged to be accurate responses for these input progressive instructions.
4. Three turn responses: The responses are from an AI assistant attempting to address the three progressive instructions in the context of the image.
5. Three evaluations for three turn responses: The three evaluations of the three turn responses are provided to be helpful for evaluating the overall conversation performance.

Your job is to rate the overall conversation on a scale of 1 to 10. Rate the overall conversation by regarding the ratings of the reference outputs as 10.

Some things to remember:

- Even though you are just a language model, the image description will be sufficiently detailed so that your judgements can be accurate.
- Regard the ratings of the high-quality references as 10. Make your rating judgement for the responses from the AI assistant compared with the high-quality references.
- Take the rating of each turn into account when making your judgements for the overall conversation.
- You are capable of judging overall conversation quality, accounting for the multi-turn conversation and instruction-following ability. Correctness, relevance, fluency and the level of detail of responses are the most factors which should be considered.
- As for the open-ended instructions, creativity, helpfulness, specificity and level of detail of responses should also be considered.
- You think step-by-step and be as objective as possible, after providing your explanation, you must rate the overall conversation on a scale of 1 to 10 by strictly following this format: "Rating: (rating)", for example: "Rating: 3".

user (human authored)

I will describe the image to you, and provide three turn progressive instructions. Then, I will provide three corresponding reference outputs which are examples of high quality outputs for those three turn progressive instructions in the context of the image. Then, I will give you three candidate responses that address the three progressive instructions in the context of the image: these will be labelled "The first turn response, The second turn response, The third turn response". Your job is to first reason step-by-step about the pros/cons of the overall conversation in terms of accuracy, relevance, creativity, fluency, the level of detail of responses etc. After reasoning step-by-step, comparing between the each turn candidate response and the each turn reference output and making judgement by regarding the rating of the each turn reference output as 10, in the end, respond with "Rating:X" where X is a scale of 1 to 10.

assistant (human authored)

Sure, please provide the image context, the three instructions, the reference outputs, the candidate responses and the three evaluations for the three turn responses. Then, I will think step-by-step and provide my ultimate rating judgement for the overall conversation.

user (from human authored template)

OK. Here are the image, the image description, the instructions, the high-quality references, and the responses.

Image context: There is are two shelves with a slightly reflective surface, which are each in a separate area of the cabinet. On the left of the image, there are three columns of round white medicine bottles...

<[The Start of Reference Answer]>

The first turn question from user:

Describe the image in detail focusing on the words.

The first turn high quality reference:

There is are two shelves with a slightly reflective surface, which are each in a separate area of the cabinet. On the left of the image, there are three columns of round white medicinal bottles. Each bottle has the label "stress killers 200pcs" written on the front in black text...

The second turn question from user:

What do these two medical products do?

The second turn high quality reference:

Based on the labels, the products are suggested to serve the following purposes: the bottles labeled "stress killers" imply that they are intended to eliminate or reduce stress, and the cans labeled "inner calmness" suggest that they are meant to promote or enhance a sense of calm and tranquility within an individual...

The third question from user:

Come up with a short, catchy ad title for the two products displayed in the cabinet, including the efficacy of these two medicines.

The third turn high quality reference:

Conquer Stress, Embrace Serenity: Unleash the power of 'Stress Killers' and 'Inner Calmness' for a peaceful you! Your Ultimate Wellness Duo!

<[The End of Reference Answer]>

<[The Start of Assistant A's Conversation with User]>

The first turn question from user:

Describe the image in detail focusing on the words.

The first turn response from Assistant A:

The image displays two shelves containing products with labels that suggest they are related to stress management and well-being. On the left side of the image, there are white bottles with labels that read "stress killers." ...

The second turn question from user:

What do these two medical products do?

The second turn response from Assistant A:

Based on the image, the products are labeled in a way that suggests they may be designed to alleviate stress. The white bottles labeled "stress killers" imply that they might be used to help reduce or eliminate stress, while the silver cans labeled "inner calmness" suggest they could be intended to promote a feeling of calm or well-being...

The third question from user:

Come up with a short, catchy ad title for the two products displayed in the cabinet, including the efficacy of these two medicines.

The third turn response from Assistant A:

Conquer Stress and Embrace Serenity: Find Your Inner Calmness and Slay Stress with Every Dose!

<[The End of Assistant A's Conversation with User]>

The first turn evaluation: The first turn response from Assistant A provides a thorough and detailed description of the image, focusing on the words featured on the products. The assistant accurately captures the details of the image, mentioning the labels "stress killers" and "inner calmness," along with the quantity and weight specifications on the labels...

The second turn evaluation: Firstly, let's evaluate the second turn response from Assistant A in terms of accuracy, relevance, fluency, and level of detail compared to the high-quality second turn reference output...

The third turn evaluation: Upon examining the third turn response from Assistant A, here is a step-by-step analysis:

1. "Relevance to the instruction": The response does come up with a catchy ad title for the two products, which aligns with the instruction given. It emphasizes stress relief and serenity, as requested. It is relevant in addressing the task at hand...

Think step-by-step, rate the overall conversation from Assistant A, and finish your response with "Rating:X." where X is all a scale of 1 to 10.

assistant (machine generated; used to derive the prediction)

Overall, Assistant A demonstrated a strong understanding of the image content and responded well to the three progressive turn instructions. The responses were accurate, relevant, and provided a good level of detail throughout the conversation.

In the first turn, Assistant A accurately described the image, focusing on the words present on the products, which was similar to the high-quality reference output. The response was detailed and effectively conveyed the information in the image.

In the second turn, Assistant A correctly interpreted the potential functions of the medical products based on their labels. The response was relevant, cautious in its interpretation, and maintained fluency in explaining the implications of the labels.

For the third turn, Assistant A came up with a catchy ad title that highlighted the efficacy of the two medicines in stress relief and serenity. While the response was creative, it lacked specificity in mentioning the product names, which could have enhanced the impact of the advertisement.

Overall, Assistant A's responses were consistently accurate and relevant, with good fluency and detail. The conversation flowed logically and maintained a focus on the image content and instructions provided.

Rating: 8

Figure 20: The prompt used for evaluating overall conversation in a direct grading method, accompanied by a sample completion from ChatGPT, is provided.

system prompt (human authored)
You are FinalAnswerExtractionGPT, an expert language model at extracting multiple choice answers from written out from longer explanations. You will be given several sentences describing a thought process which should eventually contain a final answer, either A or B. Your job is to extract the final answer that the explanation arrives at.

Some things to remember:

- Keep your answers short; only output "Final Answer: X" where X is A or B
- If the explanation doesn't mention a final choice explicitly, you can output "Unknown"

user (human authored)
Step-by-step reasoning:

- First, I consider the instruction, which asks if anything else in the image has the same color as the tiny sphere.
- Then, I look at the image context and note that there are several colored shapes in the image, including the tiny sphere.
- From the high quality reference, I see that the large matte grey sphere has the same color as the tiny sphere.
- Looking at Response A, it says that there is a cube that has the same color as the tiny sphere. But the high quality reference only mentions the large matte grey sphere having the same color, not the cube. Therefore, Response A is not accurate.
- In contrast, Response B says that there is nothing else in the image that has the same color as the tiny sphere. The high quality reference contradicts this response, stating that the large matte grey sphere shares the same color with the tiny sphere.
- Therefore, Response B is not accurate or correct.
- Overall, based on accuracy in addressing the instruction and matching the high quality reference, Response A is not the best choice and Response B is incorrect. Therefore, the better response is Response B: "No, there is nothing else in the image that has the same color as the tiny sphere."

Please extract the final answer from the above text.

assistant (human authored)
Final Answer: Response B

user (human authored)
Let's compare the two responses step-by-step:

Response A:

- Gives the correct number of trips (4 trips)
- Lacks details on how it came up with the answer (no explanation)

Response B:

- Correctly identified the bicycle with the wooden crate
- Incorrectly estimated the number of trips (2 trips instead of 4)
- Mentions a large cart, which is not in the image context provided
- Recognizes the challenge of fitting toddler and all items
- Provides more detailed explanation but accuracy is an issue

Considering accuracy, specificity, fluency, and relevance, let's make a judgement:

Response B is better in terms of fluency and relevance while Response A is better in terms of accuracy and specificity. Since accuracy is crucial in this case, and given the high-quality reference backs the number of trips (4), we prioritize correctness.

Overall, I choose A.
Please extract the final answer from the above text.

assistant (human authored)
Final Answer: Response A

user (from human authored)
Upon analyzing the image description and the instruction, it is clear that the instruction is asking for the implied meaning of a comment received by the creator of the burnt pizza in the image. The high-quality reference suggests that the compliment of "being very talented" is actually sarcastic and that the burnt pizza is not a sign of talent. Looking at Response A, it seems like the response is describing the pizza and the plate without really addressing the implication of the comment. Response B, on the other hand, does directly address the instruction and implies that the praise is sincere even though the pizza is burnt. Therefore, overall, Response B is better.

Please extract the final answer from the above text.

assistant (human authored)
Final Answer: Response B

Figure 21: The prompt used for extracting answers from ill-formatted ChatGPT responses in a pairwise grading method.

system prompt (human authored)

You are FinalAnswerExtractionGPT, an expert language model at extracting multiple choice answers from written out from longer explanations. You will be given several sentences describing a thought process which should eventually contain a final answer, 1 or 2 or 3 or 4 or 5 or 6 or 7 or 8 or 9 or 10. Your job is to extract the final answer that the explanation arrives at.

Some things to remember:

- Keep your answers short: only output "Final Rating: X" where X is 1 or 2 or 3 or 4 or 5 or 6 or 7 or 8 or 9 or 10
- If the explanation doesn't mention a final choice explicitly, you can output "Unknown"

user (human authored)

Step-by-step reasoning:

- First, I consider the instruction, which asks if anything else in the image has the same color as the tiny sphere.
- Then, I look at the image and image context and note that there are several colored shapes in the image, including the tiny sphere.
- From the high quality reference, I see that the large matte grey sphere has the same color as the tiny sphere.
- Looking at the Response, it says that there is nothing else in the image that has the same color as the tiny sphere. The high quality reference contradicts this response, stating that the large matte grey sphere shares the same color with the tiny sphere.
- Therefore, Response B is not accurate or correct.
- Overall, based on accuracy in addressing the instruction and matching the high quality reference, the Response is incorrect. Therefore, the response is rated at 4

assistant (human authored)

Final Rating: 4

user (human authored)

Let's evaluate the the responses step-by-step:

- Correctly identified the bicycle with the wooden crate
- Incorrectly estimated the number of trips (2 trips instead of 4)
- Mentions a large cart, which is not in the image context provided
- Recognizes the challenge of fitting toddler and all items
- Provides more detailed explanation but accuracy is an issue

Considering accuracy, specificity, fluency, and relevance, let's make a judgement:

Compared with the reference, the response is good in terms of fluency and relevance while is bad in terms of accuracy and specificity. Since accuracy is crucial in this case, and given the high-quality reference backs the number of trips (4), we prioritize correctness.

Overall, I rate the response at 2

assistant (human authored)

Final Rating: 2

user (from human authored)

Upon analyzing the image description and the instruction, it is clear that the instruction is asking for the implied meaning of a comment received by the creator of the burnt pizza in the image. The high-quality reference suggests that the compliment of "being very talented" is actually sarcastic and that the burnt pizza is not a sign of talent. Looking at the response does directly address the instruction and implies that the praise is sincere even though the pizza is burnt. Therefore, the response is at 6.

assistant (human authored)

Final Rating: 6

Figure 22: The prompt used for extracting answers from ill-formatted ChatGPT responses in a direct grading method.

Q Datasheet

Motivation

For what purpose was the dataset created? Was there a specific task in mind? Was there a specific gap that needed to be filled? Please provide a description.

The dataset was created to enable research on multi-turn visual conversation evaluation for large vision-language models (LVLMs)-i.e., given an image and three-turn instructions, evaluate whether the responses from LVLMs reach human preferences. The benchmark organization can also provide hierarchical ablation evaluation for error analysis. ConvBench progressively examines the LVLMs' perception, reasoning, and creativity capabilities in each conversation and can decouple these capabilities in evaluations and thus perform reliable error attribution.

Who created this dataset (e.g., which team, research group) and on behalf of which entity (e.g., company, institution, organization)?

The dataset was created by Shuo Liu, Wenqi Shao, and Kaipeng Zhang at Shanghai AI Lab.

Who funded the creation of the dataset? If there is an associated grant, please provide the name of the grantor and the grant name and number.

This dataset is partially supported by the National Key R&D Program of China No.2022ZD0161000 and the General Research Fund of Hong Kong No.17200622 and 17209324.

Any other comments?

None.

Composition

What do the instances that comprise the dataset represent (e.g., documents, photos, people, countries)? Are there multiple types of instances (e.g., movies, users, and ratings; people and interactions between them; nodes and edges)? Please provide a description.

An instance in ConvBench is an image, three sequential instructions, three task categories, an instruction-conditioned caption, three-turn human-verified reference answers, and focus demands for the creation instruction. An example instance is shown in Figure 23.

Multi-Turn Instructions

- Perception Instruction**
What are they doing now?
- Reasoning Instruction**
What may the people here talk about?
- Creation Instruction**
According to the previous referred topic, design a dialogue for the two persons shown in the image.

Task Category

- Perception Category**
Behavior Recognition
- Reasoning Category**
Visual Commonsense Reasoning
- Creation Category**
Dialogue Generation

Focus Points of Creation Turn Answer

- Is this a dialogue between a man and a woman?
- Does this dialogue fit the setting of a shared meal amidst?

Reference multi-turn answers

- Perception Answer**
In the picture, the man and woman are sitting at a dining table. The man is holding a mug, with his eyes closed, seemingly enjoying the beverage inside, while the woman is looking at him. They both appear to be in the middle of a meal, as there are various dishes on the table indicating they are having food together.
- Reasoning Answer**
The people in the image may be talking about their day, sharing stories, discussing the food they are eating, or talking about the trophies and sculpture in the background. The conversation could be light-hearted and casual, as the woman is smiling at the man.
- Creation Answer**
Man: (smiling, holding a cup) "You know, every time I look at that shelf, I'm reminded of how much we've accomplished."
Woman: (gazing at the shelf) "Yes, each trophy tells a story. I still remember your face when you received the one for the marathon."
Man: "I remember how you supported me through training. But let 's not forget your awards. Your community service made a difference."
Woman: (nodding) "It's been quite a journey. Speaking of which, how's your new project coming along at work?"
Man: "It's challenging, but I'm excited about the impact it could have. And how about your plans for the school fundraiser?"
Woman: "We're finalizing the event details next week. Your input was invaluable, by the way. It's shaping up to be a great event."

Figure 23: An example of ConvBench.

How many instances are there in total (of each type, if appropriate)?

There are 577 samples in total in ConvBench. Each sample has an image, three sequential instructions, three task categories, an instruction-conditioned caption, three-turn human-verified reference answers, and focus demands for the creation instruction. An example instance is shown in Figure 23.

Does the dataset contain all possible instances or is it a sample (not necessarily random) of instances from a larger set? If the dataset is a sample, then what is the larger set? Is the sample representative of the larger set (e.g., geographic coverage)? If so, please describe how this representativeness was validated/verified. If it is not representative of the larger set, please describe why not (e.g., to cover a more diverse range of instances, because instances were withheld or unavailable).

VisIT-Bench [20] is a single-turn visual question answering (VQA) dataset collected from users' "wish list". ConvBench uses its images and extends its questions in our multi-turn hierarchical structure. Therefore, these questions are representative of real-world use. No tests were run to determine representativeness.

What data does each instance consist of? "Raw" data (e.g., unprocessed text or images) or features? In either case, please provide a description.

Each instance consists of an image, three sequential instructions, three task categories, an instruction-conditioned caption, three-turn human-verified reference answers, and focus demands for the creation instruction. Each caption and each answer is verified by human annotators to abolish bias and errors.

Is there a label or target associated with each instance? If so, please provide a description.

The labels are human-verified reference answers for instructions derived from human annotators, as described above.

Is any information missing from individual instances? If so, please provide a description, explaining why this information is missing (e.g., because it was unavailable). This does not include intentionally removed information, but might include, e.g., redacted text.

Everything is included. No data is missing.

Are relationships between individual instances made explicit (e.g., users' movie ratings, social network links)? If so, please describe how these relationships are made explicit.

There is no explicit relationship between individual instances.

Are there recommended data splits (e.g., training, development/validation, testing)? If so, please provide a description of these splits, explaining the rationale behind them.

The instances all belong to the testing split.

Are there any errors, sources of noise, or redundancies in the dataset? If so, please provide a description.

No, we have carefully checked and annotated to avoid any errors. However, due to the large volume of data, there may be a very small number of errors.

Is the dataset self-contained, or does it link to or otherwise rely on external resources (e.g., websites, tweets, other datasets)? If it links to or relies on external resources, a) are there guarantees that they will exist, and remain constant, over time; b) are there official archival versions of the complete dataset (i.e., including the external resources as they existed at the time the dataset was created); c) are there any restrictions (e.g., licenses, fees) associated with any of the external resources that might apply to a future user? Please provide descriptions of all external resources and any restrictions associated with them, as well as links or other access points, as appropriate.

The benchmark is built upon the VisIT-Bench [20] the seed sample. There are no additional external resources required. The dataset is entirely self-contained.

Does the dataset contain data that might be considered confidential (e.g., data that is protected by legal privilege or by doctor-patient confidentiality, data that includes the content of individuals non-public communications)? If so, please provide a description.

No, the dataset does not contain data that might be considered confidential.

Does the dataset contain data that, if viewed directly, might be offensive, insulting, threatening, or might otherwise cause anxiety? If so, please describe why.

No, the dataset does not contain data which might be offensive, insulting, threatening, or might otherwise cause anxiety.

Does the dataset relate to people? If not, you may skip the remaining questions in this section.

Yes, part of the image of the dataset relates to people, however, they are not the primary emphasis of the dataset.

Does the dataset identify any subpopulations (e.g., by age, gender)? If so, please describe how these subpopulations are identified and provide a description of their respective distributions within the dataset.

No, the dataset does not identify any subpopulations.

Is it possible to identify individuals (i.e., one or more natural persons), either directly or indirectly (i.e., in combination with other data) from the dataset? If so, please describe how.

No, it is not possible to identify individuals. There is no personal information included in the dataset.

Does the dataset contain data that might be considered sensitive in any way (e.g., data that reveals racial or ethnic origins, sexual orientations, religious beliefs, political opinions or union memberships, or locations; financial or health data; biometric or genetic data; forms of government identification, such as social security numbers; criminal history)? If so, please provide a description.

No, the dataset does not contain data that might be considered sensitive in any way.

Any other comments?

None.

Collection Process

How was the data associated with each instance acquired? Was the data directly observable (e.g., raw text, movie ratings), reported by subjects (e.g., survey responses), or indirectly inferred/derived from other data (e.g., part-of-speech tags, model-based guesses for age or language)? If data was reported by subjects or indirectly inferred/derived from other data, was the data validated/verified? If so, please describe how.

As shown in Figure 24, the image and seed instruction is from the VisIT-Bench [20]. Our benchmark is constructed based on the VisIT-Bench [20]. We extend the seed instruction to three-turn instructions. The annotations by human are applied for acquiring the instruction-conditioned caption, human-verified reference answers, focus demands and so on.

What mechanisms or procedures were used to collect the data (e.g., hardware apparatus or sensor, manual human curation, software program, software API)? How were these mechanisms or procedures validated?

As shown in Figure 24, To construct the multi-turn conversation and establish the capability hierarchy, each instance in ConvBench is composed of an input image, three hierarchical instructions, three

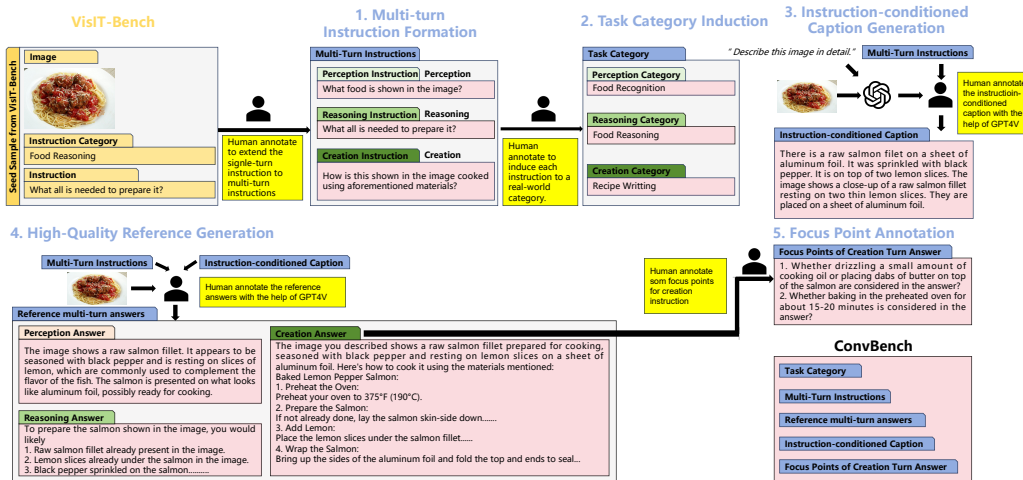


Figure 24: The pipeline of data collection.

human-verified references, and an instruction-conditioned caption verified by humans (see the Figure 24). Specifically, the annotators start by extending an instruction from the VisIT-Bench [20] into three hierarchical instructions in a multi-turn manner. The above annotation process is generalized that according to an instruction in VisIT-Bench [20], we curate the perception instruction for the first turn, followed by the reasoning and creativity instructions, which are generated in response to the instructions and answers at preceding turns. These instructions are annotated by humans reflecting the real-world needs of human beings. Similar to VisIT-Bench [20], we then annotate the instruction-conditioned captions and gather human-validated reference answers. In these two processes, GPT-4V plays the role of an auxiliary tool. The annotators have eliminated errors and biases by providing human-preference responses for all the requests.

If the dataset is a sample from a larger set, what was the sampling strategy (e.g., deterministic, probabilistic with specific sampling probabilities)?

The dataset is not a sample from a larger set. We use all the provided seed examples from VisIT-Bench [20].

Who was involved in the data collection process (e.g., students, crowdworkers, contractors) and how were they compensated (e.g., how much were crowdworkers paid)?

The authors were involved in the data collection process for no payment. They are working in the Shanghai AI Lab.

Over what timeframe was the data collected? Does this timeframe match the creation timeframe of the data associated with the instances (e.g., recent crawl of old news articles)? If not, please describe the timeframe in which the data associated with the instances was created.

The data set is annotated from September 2023 to February 2024.

Were any ethical review processes conducted (e.g., by an institutional review board)? If so, please provide a description of these review processes, including the outcomes, as well as a link or other access point to any supporting documentation.

No, there were not any ethical review processes conducted. Our benchmark is meticulously crafted upon the foundation of VisIT-Bench [20], a dataset that has been subjected to rigorous ethical scrutiny and content filtering. This meticulous process ensures that our benchmark not only meets but exceeds the current ethical standards, reflecting our commitment to upholding the highest levels of integrity and responsibility in the development and application of our technology.

Does the dataset relate to people? If not, you may skip the remaining questions in this section.

Yes, part of the image of the dataset relates to people, however, they are not the primary emphasis of the dataset.

Did you collect the data from the individuals in question directly, or obtain it via third parties or other sources (e.g., websites)?

We construct the data based on the VisIT-Bench [20], which is obtained via <https://github.com/mlfoundations/VisIT-Bench/>.

Were the individuals in question notified about the data collection? If so, please describe (or show with screenshots or other information) how notice was provided, and provide a link or other access point to, or otherwise reproduce, the exact language of the notification itself.

No. The data was from the public dataset, and the authors presumably knew that their image would be public.

Did the individuals in question consent to the collection and use of their data? If so, please describe (or show with screenshots or other information) how consent was requested and provided, and provide a link or other access point to, or otherwise reproduce, the exact language to which the individuals consented.

No. The data was from the public dataset, and the authors presumably knew that their image would be public.

If consent was obtained, were the consenting individuals provided with a mechanism to revoke their consent in the future or for certain uses? If so, please provide a description, as well as a link or other access point to the mechanism (if appropriate).

Users can contact us to remove any annotation in our proposed benchmark.

Has an analysis of the potential impact of the dataset and its use on data subjects (e.g., a data protection impact analysis) been conducted? If so, please provide a description of this analysis, including the outcomes, as well as a link or other access point to any supporting documentation.

No.

Any other comments?

None.

Preprocessing/cleaning/labeling
--

Was any preprocessing/cleaning/labeling of the data done (e.g., discretization or bucketing, tokenization, part-of-speech tagging, SIFT feature extraction, removal of instances, processing of missing values)? If so, please provide a description. If not, you may skip the remainder of the questions in this section.

As shown in Figure ??, the image and the instructions are provided for the annotators to generate a caption. We first prompt GPT4V with “Describe this image in detail.” We then polish the responses by humans according to the instructions to obtain the final instruction-conditioned caption. For each sample, we feed GPT4V with the instruction-conditioned caption, the image, multi-turn instructions, and our well-designed prompt in a multi-turn conversation fashion to generate each instruction’s response. We meticulously refine these responses as reference answers, removing their biases and enhancing their quality and relevance. The preprocessing and cleaning of annotations can maintain the quality of the proposed benchmark.

Was the “raw” data saved in addition to the preprocessed/cleaned/labeled data (e.g., to support unanticipated future uses)? If so, please provide a link or other access point to the “raw” data.

The “raw” data is the VisIT-Bench, which can be downloaded via <https://github.com/mlfoundations/VisIT-Bench/>.

Is the software used to preprocess/clean/label the instances available? If so, please provide a link or other access point.

Yes, we use GPT4V to help with annotation (<https://chat.openai.com/?model=gpt-4>).

Any other comments?

None.

Uses

Has the dataset been used for any tasks already? If so, please provide a description.

The dataset has been only used for multi-turn visual conversation evaluation task and hierarchical ablation evaluation task in this paper.

Is there a repository that links to any or all papers or systems that use the dataset? If so, please provide a link or other access point.

No, there is only the original paper using this dataset now.

What (other) tasks could the dataset be used for?

The dataset could be used for anything related to researching multi-turn visual conversation. But, our dataset should only be used for non-commercial academic research

Is there anything about the composition of the dataset or the way it was collected and preprocessed/cleaned/labeled that might impact future uses? For example, is there anything that a future user might need to know to avoid uses that could result in unfair treatment of individuals or groups (e.g., stereotyping, quality of service issues) or other undesirable harms (e.g., financial harms, legal risks) If so, please provide a description. Is there anything a future user could do to mitigate these undesirable harms?

There is minimal risk for harm.

Are there tasks for which the dataset should not be used? If so, please provide a description.

This data is collected for LVLMS to evaluate the ability of multi-turn visual conversation and help analyze the error attribution. Our dataset should only be used for non-commercial academic research

Any other comments?

None.

Distribution

Will the dataset be distributed to third parties outside of the entity (e.g., company, institution, organization) on behalf of which the dataset was created? If so, please provide a description.

Yes, the benchmark will be open-sourced.

How will the dataset will be distributed (e.g., tarball on website, API, GitHub) Does the dataset have a digital object identifier (DOI)?

The data will be available through GitHub.

When will the dataset be distributed?

Code and benchmark are released at <https://github.com/shirlyliu64/ConvBench>

Will the dataset be distributed under a copyright or other intellectual property (IP) license, and/or under applicable terms of use (ToU)? If so, please describe this license and/or ToU, and provide a link or other access point to, or otherwise reproduce, any relevant licensing terms or ToU, as well as any fees associated with these restrictions.

The ConvBench dataset is licensed under the Creative Commons Attribution 4.0 International License (CC BY 4.0). For images, the original licensing terms are respected and remain applicable (VisIT-Bench [20]).

Have any third parties imposed IP-based or other restrictions on the data associated with the instances? If so, please describe these restrictions, and provide a link or other access point to, or otherwise reproduce, any relevant licensing terms, as well as any fees associated with these restrictions.

No, the benchmark owns the metadata and release as CC-BY-4.0 and we do not own the copyright of the images.

Do any export controls or other regulatory restrictions apply to the dataset or to individual instances? If so, please describe these restrictions, and provide a link or other access point to, or otherwise reproduce, any supporting documentation.

No.

Any other comments?

None.

Maintenance

Who will be supporting/hosting/maintaining the dataset?

OpenGVLab of Shanghai AI Laboratory will maintain the samples distributed. Huggingface will support hosting of the metadata.

How can the owner/curator/manager of the dataset be contacted (e.g., email address)?

The email addresses can be contacted are liushuo@pjlab.org.cn, zhangkaipeng@pjlab.org.cn and shaowenqi@pjlab.org.cn.

Is there an erratum? If so, please provide a link or other access point.

There is not an explicit erratum. We plan to maintain it through GitHub issues.

Will the dataset be updated (e.g., to correct labeling errors, add new instances, delete instances)? If so, please describe how often, by whom, and how updates will be communicated to users (e.g., mailing list, GitHub)?

No. However, specific samples can be removed on request.

If the dataset relates to people, are there applicable limits on the retention of the data associated with the instances (e.g., were individuals in question told that their data would be retained for a fixed period of time and then deleted)? If so, please describe these limits and explain how they will be enforced.

People may contact us to add specific samples to a blacklist.

Will older versions of the dataset continue to be supported/hosted/maintained? If so, please describe how. If not, please describe how its obsolescence will be communicated to users.

We will only support and maintain the latest version at all times and a new version release will automatically deprecate its previous version.

If others want to extend/augment/build on/contribute to the dataset, is there a mechanism for them to do so? If so, please provide a description. Will these contributions be validated/verified? If so, please describe how. If not, why not? Is there a process for communicating/distributing these contributions to other users? If so, please provide a description.

We warmly embrace contributions to ConvBench and will keep the community informed about any dataset expansions through our GitHub repository. However, it is imperative that contributors provide evidence of the high quality and non-harmful nature of the proposed data annotations. Submissions that do not meet these stringent criteria will not be integrated into our benchmark. Our commitment to maintaining a standard of excellence and safety in our dataset is unwavering, ensuring that ConvBench remains a reliable and ethical resource for the research community.

Any other comments?

None.

R License and Intended Use

The ConvBench dataset is licensed under the Creative Commons Attribution 4.0 International License (CC BY 4.0). For images, the original licensing terms are respected and remain applicable (VisIT-Bench [20]). The images and associated annotations remain readily available for direct download (<https://github.com/shirlyliu64/ConvBench>). The metadata is also provided at <https://github.com/shirlyliu64/ConvBench/metadata.json>.

We release the benchmark under the CC-BY license and Terms of Use, requiring disclosure when used for model evaluation. This license supplements, but does not replace, the original licenses of source materials; compliance with these and any applicable rights of data subjects is necessary. This statement clarifies the responsibilities and liabilities associated with using this benchmark. While we've made every effort to ensure the samples' accuracy and legality, we cannot guarantee their absolute completeness or correctness. We assume no liability for any rights violations, whether legal or otherwise, that may occur through the use of this benchmark, including but not limited to copyright infringement, privacy violations, or misuse of sensitive information. By accessing, downloading, or using this benchmark, you implicitly accept this statement and agree to adhere to the terms and conditions of the CC-BY license. If you do not agree with these terms or the CC-BY license, you are not authorized to use this benchmark. The benchmark will be hosted and maintained on GitHub and the Hugging Face Hub platform.

References

- [1] Zhengyuan Yang, Linjie Li, Kevin Lin, Jianfeng Wang, Chung-Ching Lin, Zicheng Liu, and Lijuan Wang. The dawn of Imms: Preliminary explorations with gpt-4v (ision). *arXiv preprint arXiv:2309.17421*, 9(1):1, 2023. [1](#)
- [2] Claude Team. Meet claude; claude is a family of foundational ai models that can be used in a variety of applications. 2024. [1](#)
- [3] Reka Team. Reka flash: An efficient and capable multimodal language model. 2024. [1](#)
- [4] Lin Chen, Jisong Li, Xiaoyi Dong, Pan Zhang, Conghui He, Jiaqi Wang, Feng Zhao, and Dahua Lin. Sharegpt4v: Improving large multi-modal models with better captions. *arXiv preprint arXiv:2311.12793*, 2023. [1](#)
- [5] Haotian Liu, Chunyuan Li, Qingyang Wu, and Yong Jae Lee. Visual instruction tuning, 2023. [1](#)
- [6] Haotian Liu, Chunyuan Li, Yuheng Li, and Yong Jae Lee. Improved baselines with visual instruction tuning, 2023. [1](#)
- [7] Pan Zhang, Xiaoyi Dong, Bin Wang, Yuhang Cao, Chao Xu, Linke Ouyang, Zhiyuan Zhao, Shuangrui Ding, Songyang Zhang, Haodong Duan, Wenwei Zhang, Hang Yan, Xinyue Zhang, Wei Li, Jingwen Li, Kai Chen, Conghui He, Xingcheng Zhang, Yu Qiao, Dahua Lin, and Jiaqi Wang. Internlm-xcomposer: A vision-language large model for advanced text-image comprehension and composition. *arXiv preprint arXiv:2309.15112*, 2023. [1](#)
- [8] Xiaoyi Dong, Pan Zhang, Yuhang Zang, Yuhang Cao, Bin Wang, Linke Ouyang, Xilin Wei, Songyang Zhang, Haodong Duan, Maosong Cao, Wenwei Zhang, Yining Li, Hang Yan, Yang Gao, Xinyue Zhang, Wei Li, Jingwen Li, Kai Chen, Conghui He, Xingcheng Zhang, Yu Qiao, Dahua Lin, and Jiaqi Wang. Internlm-xcomposer2: Mastering free-form text-image composition and comprehension in vision-language large model. *arXiv preprint arXiv:2401.16420*, 2024. [1](#)
- [9] Qinghao Ye, Haiyang Xu, Jiabo Ye, Ming Yan, Anwen Hu, Haowei Liu, Qi Qian, Ji Zhang, Fei Huang, and Jingren Zhou. mplug-owl2: Revolutionizing multi-modal large language model with modality collaboration, 2023. [1](#)
- [10] Jinze Bai, Shuai Bai, Shusheng Yang, Shijie Wang, Sinan Tan, Peng Wang, Junyang Lin, Chang Zhou, and Jingren Zhou. Qwen-vl: A frontier large vision-language model with versatile abilities. *arXiv preprint arXiv:2308.12966*, 2023. [1](#)
- [11] Peng Gao, Jiaming Han, Renrui Zhang, Ziyi Lin, Shijie Geng, Aojun Zhou, Wei Zhang, Pan Lu, Conghui He, Xiangyu Yue, Hongsheng Li, and Yu Qiao. Llama-adapter v2: Parameter-efficient visual instruction model. *arXiv preprint arXiv:2304.15010*, 2023. [1](#)
- [12] Junnan Li, Dongxu Li, Silvio Savarese, and Steven Hoi. Blip-2: Bootstrapping language-image pre-training with frozen image encoders and large language models, 2023. [1](#)
- [13] Zhe Chen, Jiannan Wu, Wenhai Wang, Weijie Su, Guo Chen, Sen Xing, Muyan Zhong, Qinglong Zhang, Xizhou Zhu, Lewei Lu, Bin Li, Ping Luo, Tong Lu, Yu Qiao, and Jifeng Dai. Internvl: Scaling up vision foundation models and aligning for generic visual-linguistic tasks. *arXiv preprint arXiv:2312.14238*, 2023. [1](#)
- [14] Zhe Chen, Weiyun Wang, Hao Tian, Shenglong Ye, Zhangwei Gao, Erfei Cui, Wenwen Tong, Kongzhi Hu, Jiapeng Luo, Zheng Ma, et al. How far are we to gpt-4v? closing the gap to commercial multimodal models with open-source suites. *arXiv preprint arXiv:2404.16821*, 2024. [1](#)
- [15] Zhang Li, Biao Yang, Qiang Liu, Zhiyin Ma, Shuo Zhang, Jingxu Yang, Yabo Sun, Yuliang Liu, and Xiang Bai. Monkey: Image resolution and text label are important things for large multi-modal models. *arXiv preprint arXiv:2311.06607*, 2023. [1](#)
- [16] Deyao Zhu, Jun Chen, Xiaoqian Shen, Xiang Li, and Mohamed Elhoseiny. Minigpt-4: Enhancing vision-language understanding with advanced large language models. *ArXiv*, abs/2304.10592, 2023. [1](#)

- [17] DataCanvas Ltd. mmalaya. <https://github.com/DataCanvasIO/MMAlaya>, 2024. 1
- [18] Bo Li, Yuanhan Zhang, Liangyu Chen, Jinghao Wang, Jingkang Yang, and Ziwei Liu. Otter: A multi-modal model with in-context instruction tuning. *ArXiv*, abs/2305.03726, 2023. 1
- [19] Haoxuan You, Rui Sun, Zhecan Wang, Long Chen, Gengyu Wang, Hammad A. Ayyubi, Kai-Wei Chang, and Shih-Fu Chang. Idealgpt: Iteratively decomposing vision and language reasoning via large language models. *ArXiv*, abs/2305.14985, 2023. 10
- [20] Yonatan Bitton, Hritik Bansal, Jack Hessel, Rulin Shao, Wanrong Zhu, Anas Awadalla, Josh Gardner, Rohan Taori, and Ludwig Schimdt. Visit-bench: A benchmark for vision-language instruction following inspired by real-world use. *ArXiv*, abs/2308.06595, 2023. 13, 30, 31, 32, 33, 35, 36