
SAFE: Slow and Fast Parameter-Efficient Tuning for Continual Learning with Pre-Trained Models

Linglan Zhao^{†,*} Xuerui Zhang^{§,*} Ke Yan^{†,⊠} Shouhong Ding[†] Weiran Huang^{‡,⊠}

[‡] MIFA Lab, Qing Yuan Research Institute, SEIEE, Shanghai Jiao Tong University

[†] Tencent YouTu Lab [§] Zhejiang University

{linglanzhao, kerwinyan, ericshding}@tencent.com
xrzhang0121@zju.edu.cn, weiran.huang@outlook.com

Abstract

Continual learning aims to incrementally acquire new concepts in data streams while resisting forgetting previous knowledge. With the rise of powerful pre-trained models (PTMs), there is a growing interest in training incremental learning systems using these foundation models, rather than learning from scratch. Existing works often view PTMs as a strong initial point and directly apply parameter-efficient tuning (PET) in the first session for adapting to downstream tasks. In the following sessions, most methods freeze model parameters for tackling forgetting issues. However, applying PET directly to downstream data cannot fully explore the inherent knowledge in PTMs. Additionally, freezing the parameters in incremental sessions hinders models' plasticity to novel concepts not covered in the first session. To solve the above issues, we propose a Slow And Fast parameter-Efficient tuning (SAFE) framework. In particular, to inherit general knowledge from foundation models, we include a transfer loss function by measuring the correlation between the PTM and the PET-applied model. After calibrating in the first session, the slow efficient tuning parameters can capture more informative features, improving generalization to incoming classes. Moreover, to further incorporate novel concepts, we strike a balance between stability and plasticity by fixing slow efficient tuning parameters and continuously updating the fast ones. Specifically, a cross-classification loss with feature alignment is proposed to circumvent catastrophic forgetting. During inference, we introduce an entropy-based aggregation strategy to dynamically utilize the complementarity in the slow and fast learners. Extensive experiments on seven benchmark datasets verify the effectiveness of our method by significantly surpassing the state-of-the-art. Code will be available at <https://github.com/MIFA-Lab/SAFE>.

1 Introduction

Continual Learning (CL) requires deep learning models to incrementally incorporate new concepts from open-world data streams, while retaining previously learned knowledge. This presents a more challenging yet practical setting compared to traditional deep learning, which typically recognizes only closed-set categories. A variety of methods have been proposed for continual learning, including regularization-based [17, 20, 47], rehearsal-based [5, 14, 31], and dynamic network-based approaches [1, 43, 44]. These methods often assume that the model is trained from scratch, resulting in a substantial performance gap when compared to the joint training upper-bound.

[⊠]Corresponding authors. *Equal contribution.

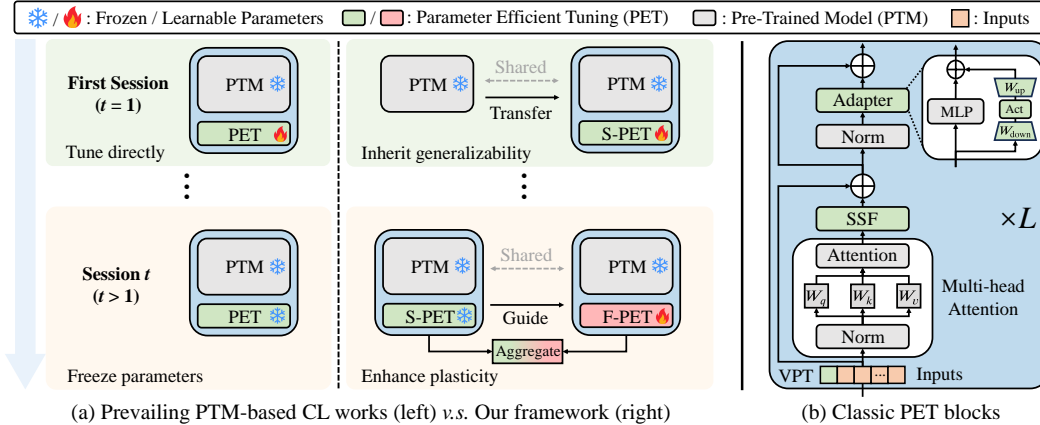


Figure 1: Comparisons of (a) prevailing PTM-based CL methods [2, 23, 52] and our Slow And Fast parameter-Efficient tuning (SAFE). The right part (b) illustrates several parameter-efficient tuning (PET) blocks: Adapter [6], Scale & Shift (SSF) [21], and Visual Prompt Tuning (VPT) [16].

Most recently, with the emergence of powerful pre-trained models, there has been growing interest in utilizing these foundational models as starting points for continual learning [23, 49, 52]. Pre-Trained Models (PTMs) which are often trained on vast datasets, encapsulate a wealth of general knowledge, effectively enhancing the performance of deep learning models in continual learning scenarios. As shown in the left part of Fig. 1(a), for adapting PTMs from pre-training datasets to continual learning datasets, prevailing works resort to parameter-efficient tuning (PET) techniques [6, 16, 21] in the first session. To restrain catastrophic forgetting, in incremental sessions, these works set parameters of the adapted model frozen [2, 15, 23, 52] and only update the classification weights in a training-free manner (*i.e.*, without gradient updates) to accommodate novel classes.

However, the above methods have two main limitations. First, direct parameter-efficient tuning in the first session will largely lose the general knowledge inherent in PTMs. This is because PTMs are pre-trained on a multitude of datasets while the dataset in the first session only contains relatively limited samples. Without proper transfer mechanisms, the knowledge from PTMs may be overwritten by the adapted model, which impedes the model’s generalizability to unseen classes. Second, freezing parameters in the following sessions will hinder the plasticity of the model to further absorb new concepts not learned in the first session, resulting in a sub-optimal solution. Although several efforts have been made to mitigate the second limitation, existing works still face certain constraints such as additional storage requirement [35, 49], inferior online branch performance [8] and linearly increased model complexity [54].

Based on the above observations, in this paper, we propose Slow And Fast parameter-Efficient tuning (SAFE) to address existing challenges. In particular, SAFE demonstrates a unified framework that effectively inherits the generalizability of PTMs using slow parameter-efficient tuning (S-PET) and provides sufficient plasticity to learn task-specific knowledge in each incremental session using the fast one (F-PET). Meanwhile, SAFE does not require storing class distributions for data replay and only incurs constant-level additional computation and memory costs.

To achieve the above goals, SAFE employs distinct strategies for the first and subsequent sessions. In the first session, we focus on explicitly transferring general knowledge from pre-trained models (PTMs) by introducing a knowledge transfer loss. This involves computing a correlation matrix between feature embeddings from the PTM and the model with parameter-efficient tuning (PET). The diagonal elements of this matrix are maximized to ensure that the features remain consistent across both models, effectively aligning the PET-applied model’s performance with that of the PTM. Simultaneously, minimizing the off-diagonal elements reduces redundancy in the embeddings, enhancing feature discriminability. After this tuning process, parameters can retain generalizable knowledge from the PTM. To prevent forgetting this knowledge, these trained parameters are subsequently frozen, with only the classification weights being updated, thus designating this model as the *slow* learner.

In the incremental sessions, to address the plasticity limitations of the slow learner, we introduce a *fast* learner capable of continuously integrating new concepts. Given the persistent challenge of catastrophic forgetting in continual learning, the slow learner guides the training of the fast learner. Concretely, we employ a feature alignment loss to minimize the distance between the embeddings of both learners on a hypersphere. Additionally, a cross-classification loss is proposed to ensure compatibility between the features of the fast learner and the classification weights of the slow learner, and vice versa. This approach allows the fast learner to assimilate new knowledge without storing exemplars or distributions, while also mitigating forgetting. For robust predictions, an entropy-based aggregation strategy is implemented during inference to dynamically leverage the complementary strengths of the slow and fast learners.

To summarize, the contributions of our paper are three-fold:

- To inherit the generalizable knowledge in PTMs that has been overlooked in existing continual learning works, we propose to explicitly transfer knowledge from the PTM to a slow learner. Once trained, the slow learner can generalize well to classes in incremental sessions.
- For improving the plasticity of CL models, we include a fast learner with guidance from the slow learner to continuously incorporate novel concepts. Moreover, by aggregating both slow and fast learners into a unified framework SAFE, robust predictions can be further made.
- The superiority of SAFE is validated on seven continual learning datasets where our method consistently achieves remarkable state-of-the-art performance. For example, our method surpasses the second-best result on ImageNet-A over 4%.

2 Related Work

Continual Learning. Traditional continual learning (CL) aims at continuously updating models with data streams from scratch. Existing strategies involve regularization-based approaches [17, 20, 47, 51] which prevent forgetting by regularizing network weights or predictions, rehearsal-based approaches which replay historical data stored in a fixed-sized buffer [4, 9, 14, 25, 31], and architecture-based approaches [1, 43, 44, 55] which dynamically expand models for novel classes. Among these methods, a recent attempt to preserve knowledge based on slow and fast complementary theory has been proposed [3, 22, 45]. Nevertheless, these approaches typically require adjusting all model parameters, which increases the computational burden of the learning process. Contrarily, our Slow And Fast parameter-Efficient tuning (SAFE) framework only requires much fewer learnable parameters as well as fewer resources, while obtaining more favorable performance.

Continual Learning with Pre-Trained Models. With the emergence of powerful pre-trained models (PTMs), it has become a hot topic to integrate pre-trained models with CL [29, 53] for better performance. Prompt-based methods [30, 33, 39, 41, 42] utilize prompt tuning to adapt PTMs to new tasks. However, these methods are tailored for Transformers [7, 37] and require an expanding prompt pool with the arrival of new data. First session adaptation methods [2, 23, 52] adapt PTMs solely in the first session and then freeze the model afterward to suppress forgetting [26, 32]. Nevertheless, these works lack plasticity for classes in subsequent sessions. Contrarily, another line of works focuses on continual adjustment [8, 35, 49, 54] to accommodate evolving information. However, the above approaches either require storing data distributions [35, 49] for replay, only obtain inferior online branch performance [8], or linearly increase complexity with incremental sessions [54]. Compared to existing works, our method provides a flexible framework that boosts generalizability by inheriting PTM’s knowledge in the first session and maintains plasticity for incremental classes with constant complexity in a replay-free manner.

3 Method

3.1 Problem Definition

Following previous works [8, 23, 49, 52], in this paper, we mainly consider PTM-based CL under a class-incremental learning setting. Formally, the model is trained sequentially on a series of incremental sessions, where $\mathcal{D}^t = \{(x_i^t, y_i^t)\}_{i=1}^{N_t} \subset \{\mathcal{X}^t, \mathcal{Y}^t\}$ represents the t -th training set composed of N_t samples, for $t \in \{1, 2, \dots, T\}$. The sample and label space of \mathcal{D}^t are denoted by \mathcal{X}^t and \mathcal{Y}^t , where \mathcal{Y}^t is disjoint between different sessions, *i.e.*, $\forall i, j$ and $i \neq j$, $\mathcal{Y}^i \cap \mathcal{Y}^j = \emptyset$. We follow the

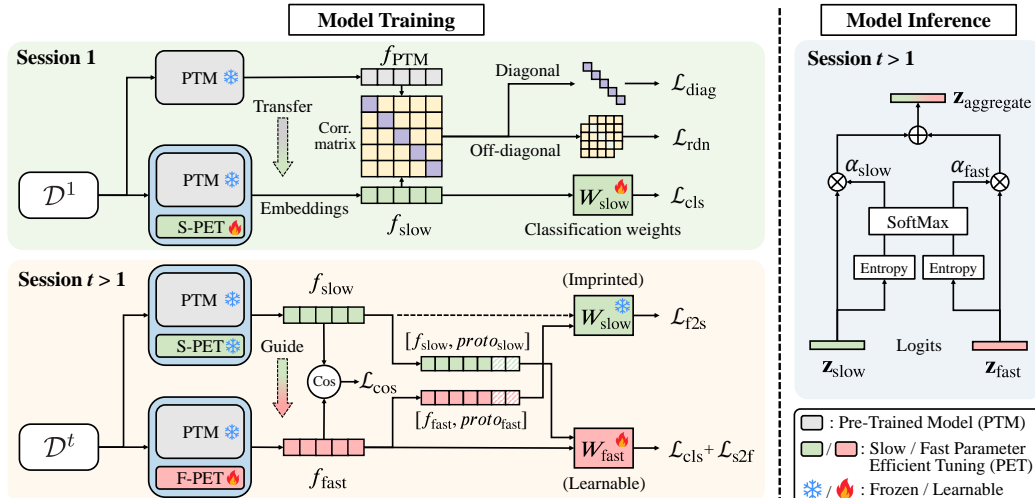


Figure 2: An overview of our SAFE framework. In the first session, PTM transfers knowledge to the slow learner for better generalization. In sessions $t > 1$, the fast learner is guided by the slow learner for enhanced plasticity. During inference, robust predictions are made by dynamic aggregation.

replay-free setting, where only \mathcal{D}^t is accessible in session t . After training in the t -th session, the model is evaluated on all the seen classes so far: $\mathcal{Y}^{1:t} = \mathcal{Y}^1 \cup \mathcal{Y}^2 \dots \cup \mathcal{Y}^t$. In addition, we also validate our method on domain-incremental learning setting, where the data distribution between sessions shifts significantly, *i.e.*, $\forall i, j$ and $i \neq j$, $P(\mathcal{X}^i) \neq P(\mathcal{X}^j)$, $\mathcal{Y}^i = \mathcal{Y}^j$.

3.2 Overall Architecture

For tackling the stability-plasticity dilemma in CL, we draw inspiration from the *complementary learning systems* theory [19] to develop a Slow And Fast parameter-Efficient tuning (SAFE) framework, as depicted in Fig. 2. In the first session, the slow learner is tuned to inherit the general knowledge from PTM and is frozen afterward. In the following sessions, the slow learner only updates its classification head using imprinted weights [28], which acts like the *neocortex* to slowly incorporate novel knowledge without forgetting. Complementary to this, the fast learner with learnable parameters rapidly encodes novel information as the *hippocampus* for adapting to new classes.

Formally, features extracted from PTM, slow learner and fast learner are denoted as $f_l = \phi_l(x) \in \mathbb{R}^d$, where $l \in \{\text{PTM, slow, fast}\}$ and d is the feature dimension. To leverage the knowledge of PTMs with few learnable parameters and resources, feature extractors for the slow and fast learners are trained using parameter-efficient tuning (PET) [6, 16, 21] which are referred to as S-PET and F-PET, respectively. Consistent with prior works [23, 52, 54], we mainly consider three types of PETs: Adapter [6], SSF [21], and VPT [16], shown in the right part of Fig. 1.

The classification weights in session t for the slow and fast learners are symbolized by $W_l \in \mathbb{R}^{d \times |\mathcal{Y}_{1:t}|}$, $l \in \{\text{slow, fast}\}$, where $|\mathcal{Y}_{1:t}|$ is the number of classes seen so far from session 1 to session t . For the slow learner, W_{slow} is learned in the first session and expanded using feature centroids of training samples within the same classes [28] afterward to preserve learned general knowledge. Contrarily, W_{fast} is trainable as CL progresses for the plasticity purpose.

In the following sections, we provide the details of slow and fast learner training in Section 3.3 and Section 3.4. After that, discussions about model inference are presented in Section 3.5.

3.3 Slow Learner

Benefiting from pre-training on large-scale resources, pre-trained models (PTMs) inherently possess strong generalizability for downstream tasks. Previous works [23, 35, 52] typically view the PTM as a preferable starting point for continual learning. To bridge the distribution gap between pre-training datasets and downstream datasets, these methods often directly apply PET to PTMs.

However, without proper transfer mechanisms, models directly tuned on downstream data cannot effectively inherit the general knowledge from PTMs. More seriously, the intrinsic knowledge in PTM may be overwritten during adaptation to the recent dataset, since it often contains relatively limited samples. To solve the above issues, we propose to effectively squeeze out information from PTMs and explicitly transfer it to adapted models.

Concretely, in the first session, we calculate the cross-correlation matrix $M \in \mathbb{R}^{d \times d}$ between the features of the slow learner and the PTM:

$$M_{i,j} = \frac{1}{N_b} \sum_{k=1}^{N_b} [\phi_{\text{PTM}}(x_k)]_i \cdot [\phi_{\text{slow}}(x_k)]_j, \quad (1)$$

where N_b is the batch size, d is the feature dimension and “ \cdot ” denotes element-wise multiplication¹. Moreover, i and j index the dimensions of the features and matrices. In fact, the correlation matrix characterizes the relationship between feature embeddings of PTM and the slow learner. The i -th row and j -th column of M measures the correlation between the i -th feature dimension (also termed as channel or pattern in the literature) of the PTM and the j -th feature dimension of the slow learner.

To encourage the PET-applied model to mimic the performance of the PTM, we maximize the elements in the diagonal. This maximizing term ensures the slow learner can learn invariant feature components that match the statistics of the PTM:

$$\mathcal{L}_{\text{diag}} = \frac{1}{d} \sum_{i=1}^d (1 - M_{i,i})^2. \quad (2)$$

Additionally, we reduce the redundancy between patterns in embeddings to enhance discriminability. This can be obtained by decreasing the off-diagonal elements in M with \mathcal{L}_{rdn} :

$$\mathcal{L}_{\text{rdn}} = \frac{1}{d \cdot (d - 1)} \sum_{i=1}^d \sum_{j \neq i} M_{i,j}^2. \quad (3)$$

Combined with the classification loss \mathcal{L}_{cls} using cross-entropy (CE):

$$\mathcal{L}_{\text{cls}} = \frac{1}{N_b} \sum_{i=1}^{N_b} \text{CE}(W_{\text{slow}}^\top \odot \phi_{\text{slow}}(x_i), y_i), \quad (4)$$

where “ \odot ” denotes matrix multiplication, the overall loss function during the first training session is defined as:

$$\mathcal{L}_{\text{slow}} = \mathcal{L}_{\text{cls}} + \lambda_{\text{diag}} \cdot \mathcal{L}_{\text{diag}} + \lambda_{\text{rdn}} \cdot \mathcal{L}_{\text{rdn}}. \quad (5)$$

In Eq. (5), λ_{diag} and λ_{rdn} are the balancing hyper-parameters. Intuitively, the joint optimization of three losses makes the adapted model simultaneously acquire distribution-specific knowledge based on \mathcal{L}_{cls} and inherit general knowledge of the PTM using $\mathcal{L}_{\text{diag}}$ and \mathcal{L}_{rdn} . As a result, the slow model can better generalize to incoming classes even unseen in the first training session.

3.4 Fast Learner

Although solely using the slow learner with general features already obtains competitive performance, the plasticity of the model is hindered due to its frozen parameters in the following sessions. To strike a balance between stability and plasticity, we adopt the fast learner to continuously learn episodic information for novel classes. However, updating representations without data reply will lead to semantic drift [35, 46, 49], causing catastrophic forgetting of previously learned knowledge. Existing works to address this problem either store additional data distributions [35, 49] or require sophisticated drift estimations after each session [35, 46]. Compared to previous works, our method imposes no such constraints, and aligns the models before and after updates in a single embedding space, essentially addressing semantic drift.

¹Following [14], in this paper, we use l_2 normalization to map features and classification weights onto a hypersphere before element-wise or matrix multiplication. Normalization is omitted to simplify notation.

First, the fast learner is trained with guidance from the slow learner using feature alignment to preserve prior representations. Specifically, the distance of feature embedding from both models is minimized on a hypersphere to alleviate forgetting:

$$\mathcal{L}_{\text{cos}} = \frac{1}{N_b} \sum_{i=1}^{N_b} (1 - \cos(\phi_{\text{slow}}(x_i), \phi_{\text{fast}}(x_i))), \quad (6)$$

where N_b is the batch size and \cos denotes cosine similarity of two vectors.

Furthermore, we utilize cross-classification which contains a fast-to-slow loss and a slow-to-fast loss to maintain previous decision boundaries. For fast-to-slow calibration, we feed features from the fast learner to the classification layer of the slow learner. This objective makes features from the fast model compatible with the decision boundaries of the slow one to suppress semantic drift. Moreover, since the classification weight vector of each class can be viewed as a *prototype* of that class [28, 34], we also use these vectors as inputs for further preserving knowledge from previous sessions:

$$\mathcal{L}_{\text{f2s}} = \frac{1}{N_b} \sum_{i=1}^{N_b} \text{CE}(W_{\text{slow}}^\top \odot \phi_{\text{fast}}(x_i), y_i) + \frac{1}{|\mathcal{Y}_{1:t-1}|} \sum_{j=1}^{|\mathcal{Y}_{1:t-1}|} \text{CE}(W_{\text{slow}}^\top \odot W_{\text{fast}}^{(j)}, j), \quad (7)$$

where $W_{\text{fast}}^{(j)} \in \mathbb{R}^d$ denotes the j -th column of W_{fast} , which is also the prototype for class j in the fast learner. Similarly, slow-to-fast loss \mathcal{L}_{s2f} can be derived by swapping the fast and slow terms in Eq. (7). After that, the cross-classification loss can be defined as $\mathcal{L}_{\text{s}\leftrightarrow\text{f}} = \mathcal{L}_{\text{f2s}} + \mathcal{L}_{\text{s2f}}$.

Along with the classification loss \mathcal{L}_{cls} in Eq. (4) applied to the fast learner, the optimization objective in the incremental phase is defined as:

$$\mathcal{L}_{\text{fast}} = \mathcal{L}_{\text{cls}} + \mathcal{L}_{\text{s}\leftrightarrow\text{f}} + \lambda_{\text{cos}} \cdot \mathcal{L}_{\text{cos}}, \quad (8)$$

where λ_{cos} is the balancing hyper-parameter. The loss function $\mathcal{L}_{\text{fast}}$ smoothly adapts the fast learner to new knowledge while enforcing consistency with previously acquired knowledge, which boosts the plasticity of the model without severe forgetting.

3.5 Model Inference

Since the slow learner inherits general knowledge and the fast learner contains task-adaptive knowledge, we can obtain robust predictions by utilizing the complementarity of them. We first introduce the inference using a single learner and then provide aggregation strategy based on both learners.

Single-learner-based Inference. Following previous work [23, 26], instead of directly using the classification weights W_l and features $\phi_l(x)$, $l \in \{\text{slow}, \text{fast}\}$ for prediction, we take advantage of second-order statistics and prototype information for better performance. Formally, given a test sample x , the predicted logits of each learner \mathbf{z}_l are calculated as:

$$\mathbf{z}_l = \tilde{W}_l^\top \odot (G + \beta I)^{-1} \odot h_l(x) \in \mathbb{R}^{|\mathcal{Y}_{1:t}|}, \quad (9)$$

where β is a hyper-parameter for regularization, $h_l(x) \in \mathbb{R}^M$ is projected feature of x and classification weights $\tilde{W}_l \in \mathbb{R}^{M \times |\mathcal{Y}_{1:t}|}$ is composed of summations of projected features with same class labels. Gram matrix $G \in \mathbb{R}^{M \times M}$ is cumulated based on training data from session 1 to t :

$$G = \sum_{s=1}^t \sum_{i=1}^{N_t} h_l(x_i^s) \odot h_l(x_i^s)^\top, \quad h_l(x_i^s) = \psi(W_{\text{rand}}^\top \odot \phi_l(x_i^s)). \quad (10)$$

In Eq. (10), $W_{\text{rand}} \in \mathbb{R}^{d \times M}$ is the projection matrix with each column sampled from $\mathcal{N}(0, \sigma^2 I)$, ψ is a nonlinear activation function and I denotes the identity matrix. Mathematically, Eq. (9) defines a more general form of regular linear prediction. When W_{rand} is I and ψ is not applied, it degrades to a ridge regression [13]. Moreover, if G is removed, the classifier further reduces to NCM [24].

Aggregation-based Inference. As discussed in the above sessions, slow and fast learners excel in handling classes from different sessions. Due to its plasticity, the fast learner can better recognize categories from the latest several sessions but shows limited performance on the old ones caused by potential forgetting. Contrarily, despite limited novel concept adaptation, the slow learner can capture historical knowledge thanks to its stability. Intuitively, when dealing with proficient categories, the

model exhibits higher confidence in predictions. Motivated by this, we use entropy to measure the confidence and dynamically aggregate the logits for robust predictions.

Given a test sample, we compute the entropy of predictions using $\mathcal{H} = -\sum_i p_i \log p_i$ for each learner, obtaining $\mathcal{H}_{\text{slow}}$ and $\mathcal{H}_{\text{fast}}$, where $p = \text{softmax}(\mathbf{z})$ is predicted probability. As lower entropy indicates less uncertainty in predictions, the confidence of each learner can be represented by $[\alpha_{\text{slow}}, \alpha_{\text{fast}}] = \text{softmax}([- \gamma \cdot \mathcal{H}_{\text{slow}}, - \gamma \cdot \mathcal{H}_{\text{fast}}])$, where γ is a scalar to control the peakiness of output distributions. After that, the aggregated logits $\mathbf{z}_{\text{aggregate}}$ automatically assign higher weights to predictions with higher confidence, and can be obtained using a convex combination:

$$\mathbf{z}_{\text{aggregate}} = \alpha_{\text{slow}} \cdot \mathbf{z}_{\text{slow}} + \alpha_{\text{fast}} \cdot \mathbf{z}_{\text{fast}}. \quad (11)$$

Finally, the prediction is obtained using the index of the max element in $\mathbf{z}_{\text{aggregate}}$ in session $t > 1$, while using \mathbf{z}_{slow} instead in session 1 since the fast learner is not available in that session.

4 Experiments

In this section, we first introduce the implementation details of our proposed method SAFE and then compare it to the state-of-the-art on seven popular benchmark datasets. After that, detailed ablative experiments are conducted to validate the effectiveness of each component.

4.1 Experimental Setups

Datasets and Evaluation. Following previous methods [23, 52, 54], our evaluations are conducted on seven benchmark datasets: CIFAR100 [18], ImageNet-R (IN-R) [11], ImageNet-A (IN-A) [12], CUB200 [38], Omnibenchmark (OB) [50], VTAB [48] and DomainNet [27]. Previous state-of-the-art PTM-based CL methods are chosen for comparison, including L2P [42], DualPrompt [41], CODAPrompt [33], ADaM [52], RanPAC [23], SSIAT [35], and SLCA [49]. We adopt final accuracy Acc_T and average accuracy $\text{Acc}_{\text{avg}} = \frac{1}{T} \sum_{t=1}^T \text{Acc}_t$ as evaluation metrics.

Implementation Details. Consistent to existing works [23], we adopt ViT-B/16-IN1K and ViT-B/16-IN21K as the PTM and apply Adapter [6], SSF [21] or VPT [16] for parameter-efficient tuning (Appendix A). In each session, we train the model for 20 epochs using SGD optimizer, weight decay of 0.0005, momentum of 0.9, and a cosine annealing schedule where learning rate starts from 0.01 and decays to 0. The batch size is set to 48. In addition, β in Eq. (9) is selected based on the performance on the training data similar to [23]. For other hyper-parameters used in our method, we find $\lambda_{\text{diag}} = 0.1$, $\lambda_{\text{rdn}} = 100$, $\lambda_{\text{cos}} = 50$, $\gamma = 1$ is a reasonable set of default choices. Detailed hyper-parameter sensitivity analyses are provided in Appendix D.

4.2 Comparisons with State-of-The-Arts

In this section, we compare the proposed method SAFE with several state-of-the-art approaches across seven datasets: CIFAR100, ImageNet-R, ImageNet-A, Omnibenchmark, CUB200, VTAB and DomainNet. For fairness, all methods are implemented with the same ViT [7] backbones.

The class-incremental learning results from the final session are reported in Table 2. As shown in Table 2, our method consistently achieves the best performance among all benchmarks. Notably, we significantly surpass the second-best result on ImageNet-A by 4.4%. When compared to methods storing additional data distributions for replay [35, 49], our method is replay-free and can still outperform these methods by a significant margin. In addition, we improve the average accuracy over six datasets by 2.1% compared to the previous best approach [23]. The aforementioned superiority can contribute to the generalizability and plasticity of our method within a unified framework.

Table 1: Performance on DomainNet.

Method	Final Acc.
L2P [42]	40.2
S-iPrompts [40]	50.6
ADaM [52]	50.3
RanPAC [23]	66.6
Slow learner	67.04
Fast learner	67.49
SAFE (ours)	67.82

For domain-incremental learning, results on DomainNet with 6 different domains are summarized in Table 1. Our method SAFE can outperform the second-best result by 1.2%, demonstrating that the

proposed framework is applicable to scenarios where the data distribution of the first task diverges significantly from that of subsequent tasks.

Table 2: Performance comparisons on six class-incremental learning datasets. The final accuracy (%) of each dataset is reported in the table, and the last column presents the averaged accuracy over all the datasets. Methods with/without data replay are noted using “w/” and “w/o”, respectively.

Method	Replay	CIFAR	IN-R	IN-A	CUB	OB	VTAB	Avg
SLCA [49]	w/	91.5	77.0	59.8	84.7	73.1	89.2	79.2
SSIAT [35]		91.4	79.6	62.2	88.8	-	94.5	-
L2P [42]	w/o	84.6	72.5	42.5	65.2	64.7	77.1	67.8
DualPrompt [41]		81.3	71.0	45.4	68.5	65.5	81.2	68.8
CODAPrompt [33]		86.3	75.5	44.5	79.5	68.7	87.4	73.7
ADaM [52]		87.6	72.3	52.6	87.1	74.3	84.3	76.4
EASE [54]		87.8	76.2	55.0	86.8	74.9	93.6	79.1
RanPAC [23]		92.2	78.1	61.8	90.3	79.9	92.6	82.5
SAFE (ours)	w/o	92.8	81.0	66.6	91.1	80.9	95.0	84.6

4.3 Ablation Study

To investigate the factors contributing to the success of SAFE, we validate the effectiveness of our key components: the slow learner (SL) in Section 3.3, the fast learner (FL) in Section 3.4, and the entropy-based aggregation in Section 3.5. Experiments are primarily conducted on IN-A dataset.

Effectiveness of the Slow Learner. We assess the effectiveness of the slow learner from three perspectives. Firstly, as depicted in Table 3, when the slow learner is added to the baseline [23], the final accuracy increases by 3.2% and the average accuracy increases by 2.1%. This observation verifies that the slow learner can generalize well to the incremental classes.

Secondly, we expect the slow learner to inherit generalizability from the PTM. To dive deeper into this aspect, we visualize the embeddings of five unseen classes and five seen classes by T-SNE [36] after the first session adaptation. As shown in Fig. 3, the embedding space of the slow learner exhibits distinct separation between the seen and unseen classes. Note that the feature distributions with SL in the grey ellipse become more separable compared with the baseline method. This illustrates the successful integration of generalization capabilities from the PTM into the slow learner.

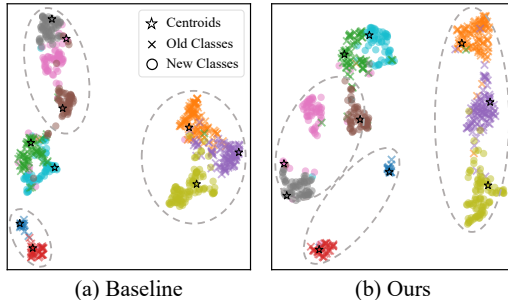


Figure 3: Comparisons with T-SNE visualization.

Furthermore, we explore other alternatives for transferring generalizability, including feature alignment (FA) by distilling PTM’s features, logits alignment (LA) by distilling PTM’s predictions, and second-order statistics alignment (SSA) by distilling PTM’s covariance. Table 5 presents the average and final accuracy of the substitutions on IN-A, with the best results highlighted in bold. It is observed that our slow learner can consistently outperform these variations, validating its superiority.

Effectiveness of the Fast Learner. As shown in the third row of Table 3, compared to the slow learner, using only the fast learner can obtain 1.1% improvements in the final accuracy. This indicates

Table 3: Overall ablation study on IN-A.

Method	Final	Avg
Baseline	62.21	72.31
Slow Learner	65.44	74.41
Fast Learner	66.49	74.50
Slow & Fast Learner (SAFE)	66.56	74.71

Table 4: Ablation study of aggregation.

Method	Final	Avg
Features Concatenate	65.59	73.22
Logits Add	65.90	73.31
Logits Max	66.03	73.46
Entropy-based Aggregate	66.56	74.71

Table 5: Ablation study of the slow learner.

Method	Final	Avg
Baseline	62.21	72.31
Baseline + FA	62.81	73.35
Baseline + LA	64.06	73.70
Baseline + SSA	63.20	73.00
Baseline + $\mathcal{L}_{\text{slow}}$ (Slow Learner)	65.44	74.41

Table 6: Ablation study of the fast learner.

Method	FT	$\mathcal{L}_{s\leftrightarrow f}$	\mathcal{L}_{cos}	Final	Avg
Baseline				62.21	72.31
Finetune directly	✓			8.16	30.73
Finetune w/ $\mathcal{L}_{s\leftrightarrow f}$	✓	✓		65.31	73.88
Finetune w/ \mathcal{L}_{cos}	✓		✓	66.07	74.20
Fast Learner	✓	✓	✓	66.49	74.50

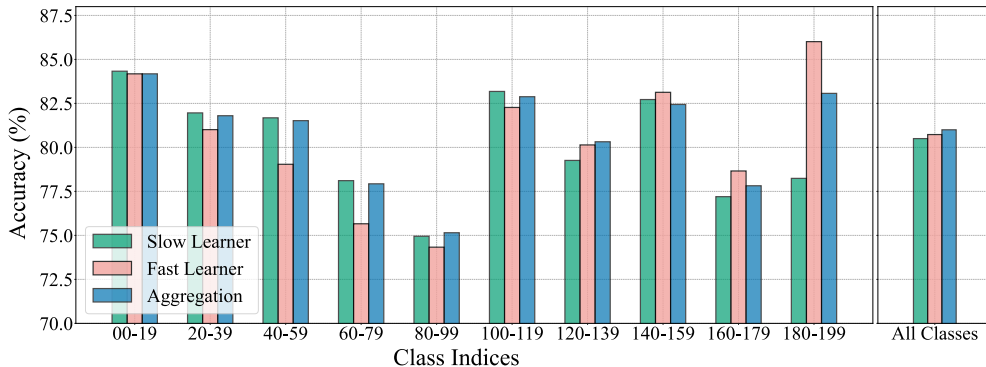


Figure 4: Validations on the necessity of the aggregation on IN-R. We provide detailed classification accuracy of test samples from different sessions. Results of the slow learner, the fast learner and SAFE are presented for comparison.

that the fast learner is properly guided by the slow learner, and thus can continuously adapt to novel classes with suppressed forgetting.

Subsequently, we present the necessity of each regularization term in the fast learner. As shown in Table 6, without $\mathcal{L}_{s\leftrightarrow f}$ and \mathcal{L}_{cos} , the performance drops to lower than 10% due to catastrophic forgetting. To alleviate forgetting, both $\mathcal{L}_{s\leftrightarrow f}$ and \mathcal{L}_{cos} are applied. Specifically, solely using $\mathcal{L}_{s\leftrightarrow f}$ results in an improvement of 3.1% compared to the baseline, while using only \mathcal{L}_{cos} yields a gain of 3.9% over the baseline. Moreover, with all the proposed loss functions, the fast learner can obtain the best performance, validating the effectiveness of each regularization term.

Effectiveness of Aggregation. As shown in the last row of Table 3, the combination of the slow and fast learners presents the best result. This observation is consistent with the complementary learning systems theory [19] that memory necessitates the presence of both a slow learner and a fast learner for improved performance.

To gain deeper insights into the necessity of both learners, we elaborate on their final accuracy of classes from each session. In Fig. 4, the slow learner, mimicking the neocortex, initially stores structured information and performs well on relatively old classes (0-119). Conversely, the fast learner, resembling the hippocampus, swiftly adapts novel concepts and excels in more recent classes (120-199). From this perspective, combining these two complementary learners leverages their strengths across the training process, resulting in superior model performance.

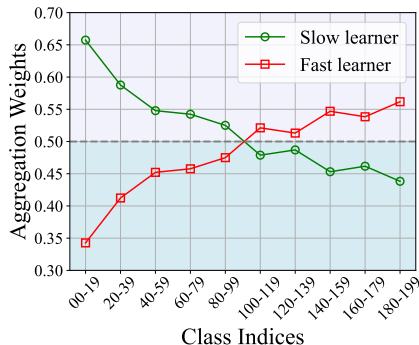


Figure 5: Aggregation weights for the slow learner and fast learner on IN-R.

In addition, Fig. 5 illustrates how the aggregated model dynamically leverages the strengths of both learners. Concretely, the horizontal axis represents the class indices to which each test sample belongs, while the vertical axis shows the average aggregation weights of each learner assigned to these test samples. It is observed from Fig. 5 that, for classes 120-199, the fast learner consistently shows higher weights, which is consistent with its superior classification accuracy in these classes as

depicted in Fig. 4. For classes 0-119, the slow learner obtains higher weights, generally aligning with its demonstrated stability and better performance on these classes shown in Fig. 4. By adaptively balancing the contributions of both learners, our method achieves a harmonious trade-off between stability and adaptability.

Moreover, we undertake detailed comparisons to other merging strategies to validate the effectiveness of our aggregation choice. As depicted in Table 4, we compare our entropy-based aggregation with three alternatives: feature concatenation, logits addition, and logits max. We report the final and average accuracy, where the results elucidate that the entropy-based aggregation fully leverages both learners and achieves the best performance.

4.4 Memory Usage

In this section, we investigate the number of learnable parameters in different methods and report the parameter-performance comparison. Since no exemplars are stored in our method, the primary storage cost is attributed to the trainable model parameters introduced by parameter-efficient tuning (PET). Although PET entails additional parameters, it is still small relative to the overall size of the pre-trained model (PTM). Moreover, as the parameter-performance trade-off shown in Fig. 6, our method SAFE utilizes a similar scale of parameters as existing PTM-based methods while achieving substantial performance improvements.

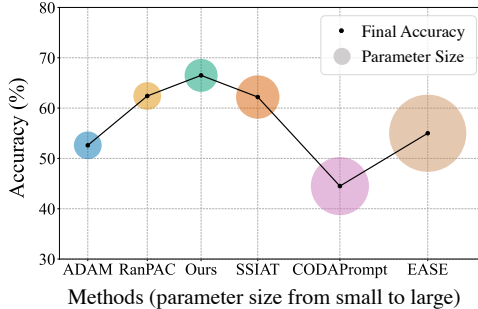


Figure 6: Memory usage comparison.

5 Conclusion

In this paper, we introduced SAFE, a Slow And Fast parameter-Efficient tuning framework for continual learning. Our approach leverages the inherent knowledge in pre-trained models (PTMs) while maintaining model plasticity for novel concepts. By incorporating a transfer loss function, we ensure the preservation of general knowledge from PTMs. In the first session, we calibrate slow efficient tuning parameters to enhance the model’s ability to generalize to new classes. To balance stability and plasticity, we fix the slow efficient tuning parameters and continuously update the fast ones, employing a cross-classification loss with feature alignment to prevent catastrophic forgetting. During inference, we introduce an entropy-based aggregation strategy for dynamic utilization of the complementarity between the slow learner and the fast learner. Extensive experiments on seven benchmark datasets demonstrate that our method significantly surpasses the state-of-the-art, validating the effectiveness of our approach.

Limitations: Our approach is built upon RanPAC [23], and as such, it shares some of the same limitations. For instance, our method relies on a strong feature extractor to effectively inherit generalizability from PTMs, making it less suitable for scenarios where training needs to be performed from scratch or starting from rather small tasks. Additionally, our method introduces three hyper-parameters to balance the loss functions during training, as previously discussed. While our experiments demonstrate that a set of default values works well across the benchmark datasets evaluated in our work, we acknowledge that these choices might not be optimal when applied to datasets with essentially different statistical characteristics. Furthermore, slowly updating the slow learner periodically, rather than keeping it fixed in subsequent sessions, may further enhance the model’s adaptability and could be a promising direction for future research.

Acknowledgement

This project was funded by National Natural Science Foundation of China (62406192). The project and raw idea were initiated at MIFA Lab of Shanghai Jiao Tong University, while the major part of the work was completed at Tencent YouTu Lab.

References

- [1] Davide Abati, Jakub Tomczak, Tijmen Blankevoort, Simone Calderara, Rita Cucchiara, and Babak Ehteshami Bejnordi. Conditional channel gated networks for task-aware continual learning. In *Proceedings of the IEEE conference on computer vision and pattern recognition*, pages 3931–3940, 2020.
- [2] Kyra Ahrens, Hans Hergen Lehmann, Jae Hee Lee, and Stefan Wermter. Read between the layers: Leveraging intra-layer representations for rehearsal-free continual learning with pre-trained models. *Transactions on Machine Learning Research*, 2024.
- [3] Elahe Arani, Fahad Sarfraz, and Bahram Zonooz. Learning fast, learning slow: A general continual learning method based on complementary learning system. In *International Conference on Learning Representations*, 2021.
- [4] Pietro Buzzega, Matteo Boschini, Angelo Porrello, Davide Abati, and Simone Calderara. Dark experience for general continual learning: a strong, simple baseline. *Advances in neural information processing systems*, 33:15920–15930, 2020.
- [5] Francisco M Castro, Manuel J Marín-Jiménez, Nicolás Guil, Cordelia Schmid, and Karteek Alahari. End-to-end incremental learning. In *European Conference on Computer Vision*, pages 233–248, 2018.
- [6] Shoufa Chen, Chongjian Ge, Zhan Tong, Jiangliu Wang, Yibing Song, Jue Wang, and Ping Luo. Adaptformer: Adapting vision transformers for scalable visual recognition. *Advances in Neural Information Processing Systems*, 35:16664–16678, 2022.
- [7] Alexey Dosovitskiy, Lucas Beyer, Alexander Kolesnikov, Dirk Weissenborn, Xiaohua Zhai, Thomas Unterthiner, Mostafa Dehghani, Matthias Minderer, Georg Heigold, Sylvain Gelly, Jakob Uszkoreit, and Neil Houlsby. An image is worth 16x16 words: Transformers for image recognition at scale. In *International Conference on Learning Representations*, 2021.
- [8] Qiankun Gao, Chen Zhao, Yifan Sun, Teng Xi, Gang Zhang, Bernard Ghanem, and Jian Zhang. A unified continual learning framework with general parameter-efficient tuning. In *Proceedings of the IEEE/CVF International Conference on Computer Vision*, pages 11483–11493, 2023.
- [9] Jinwei Han, Zhiwen Lin, Zhongyisun Sun, Yingguo Gao, Ke Yan, Shouhong Ding, Yuan Gao, and Gui-Song Xia. Anchor-based robust finetuning of vision-language models. In *Proceedings of the IEEE/CVF Conference on Computer Vision and Pattern Recognition*, pages 26919–26928, 2024.
- [10] Zeyu Han, Chao Gao, Jinyang Liu, Jeff Zhang, and Sai Qian Zhang. Parameter-efficient fine-tuning for large models: A comprehensive survey, 2024.
- [11] Dan Hendrycks, Steven Basart, Norman Mu, Saurav Kadavath, Frank Wang, Evan Dorundo, Rahul Desai, Tyler Zhu, Samyak Parajuli, Mike Guo, Dawn Song, Jacob Steinhardt, and Justin Gilmer. The many faces of robustness: A critical analysis of out-of-distribution generalization. In *Proceedings of the IEEE/CVF International Conference on Computer Vision (ICCV)*, pages 8340–8349, October 2021.
- [12] Dan Hendrycks, Kevin Zhao, Steven Basart, Jacob Steinhardt, and Dawn Song. Natural adversarial examples. In *Proceedings of the IEEE/CVF conference on computer vision and pattern recognition*, pages 15262–15271, 2021.
- [13] Arthur E Hoerl and Robert W Kennard. Ridge regression: Biased estimation for nonorthogonal problems. *Technometrics*, 12(1):55–67, 1970.
- [14] Saihui Hou, Xinyu Pan, Chen Change Loy, Zilei Wang, and Dahua Lin. Learning a unified classifier incrementally via rebalancing. In *Proceedings of the IEEE conference on computer vision and pattern recognition*, pages 831–839, 2019.
- [15] Paul Janson, Wenxuan Zhang, Rahaf Aljundi, and Mohamed Elhoseiny. A simple baseline that questions the use of pretrained-models in continual learning. In *NeurIPS 2022 Workshop on Distribution Shifts: Connecting Methods and Applications*, 2022.

- [16] Menglin Jia, Luming Tang, Bor-Chun Chen, Claire Cardie, Serge Belongie, Bharath Hariharan, and Ser-Nam Lim. Visual prompt tuning. In *European Conference on Computer Vision*, 2022.
- [17] James Kirkpatrick, Razvan Pascanu, Neil Rabinowitz, Joel Veness, Guillaume Desjardins, Andrei A Rusu, Kieran Milan, John Quan, Tiago Ramalho, Agnieszka Grabska-Barwinska, et al. Overcoming catastrophic forgetting in neural networks. *Proceedings of the national academy of sciences*, 114(13):3521–3526, 2017.
- [18] Alex Krizhevsky, Geoffrey Hinton, et al. Learning multiple layers of features from tiny images. 2009.
- [19] Dharmashan Kumaran, Demis Hassabis, and James L McClelland. What learning systems do intelligent agents need? complementary learning systems theory updated. *Trends in cognitive sciences*, 20(7):512–534, 2016.
- [20] Zhizhong Li and Derek Hoiem. Learning without forgetting. *IEEE Transactions on Pattern analysis and machine intelligence*, 40(12):2935–2947, 2017.
- [21] Dongze Lian, Daquan Zhou, Jiashi Feng, and Xinchao Wang. Scaling & shifting your features: A new baseline for efficient model tuning. *Advances in Neural Information Processing Systems*, 35:109–123, 2022.
- [22] Yaoyao Liu, Bernt Schiele, and Qianru Sun. Adaptive aggregation networks for class-incremental learning. In *Proceedings of the IEEE conference on computer vision and pattern recognition*, pages 2544–2553, 2021.
- [23] Mark D McDonnell, Dong Gong, Amin Parvaneh, Ehsan Abbasnejad, and Anton van den Hengel. Ranpac: Random projections and pre-trained models for continual learning. *Advances in Neural Information Processing Systems*, 36, 2023.
- [24] Thomas Mensink, Jakob Verbeek, Florent Perronnin, and Gabriela Csurka. Distance-based image classification: Generalizing to new classes at near-zero cost. *IEEE transactions on pattern analysis and machine intelligence*, 35(11):2624–2637, 2013.
- [25] Oleksiy Ostapenko, Mihai Puscas, Tassilo Klein, Patrick Jahnichen, and Moin Nabi. Learning to remember: A synaptic plasticity driven framework for continual learning. In *Proceedings of the IEEE/CVF conference on computer vision and pattern recognition*, pages 11321–11329, 2019.
- [26] Aristeidis Panos, Yuriko Kobe, Daniel Olmeda Reino, Rahaf Aljundi, and Richard E Turner. First session adaptation: A strong replay-free baseline for class-incremental learning. In *Proceedings of the IEEE/CVF International Conference on Computer Vision*, pages 18820–18830, 2023.
- [27] Xingchao Peng, Qinxun Bai, Xide Xia, Zijun Huang, Kate Saenko, and Bo Wang. Moment matching for multi-source domain adaptation. In *Proceedings of the IEEE/CVF international conference on computer vision*, pages 1406–1415, 2019.
- [28] Hang Qi, Matthew Brown, and David G Lowe. Low-shot learning with imprinted weights. In *Proceedings of the IEEE conference on computer vision and pattern recognition*, pages 5822–5830, 2018.
- [29] Vinay Venkatesh Ramasesh, Aitor Lewkowycz, and Ethan Dyer. Effect of scale on catastrophic forgetting in neural networks. In *International Conference on Learning Representations*, 2021.
- [30] Anastasia Razdaibiedina, Yuning Mao, Rui Hou, Madian Khabza, Mike Lewis, and Amjad Almahairi. Progressive prompts: Continual learning for language models. In *The Eleventh International Conference on Learning Representations*, 2022.
- [31] Sylvestre-Alvise Rebuffi, Alexander Kolesnikov, Georg Sperl, and Christoph H Lampert. icarl: Incremental classifier and representation learning. In *Proceedings of the IEEE conference on computer vision and pattern recognition*, pages 2001–2010, 2017.

- [32] Yujun Shi, Kuangqi Zhou, Jian Liang, Zihang Jiang, Jiashi Feng, Philip HS Torr, Song Bai, and Vincent YF Tan. Mimicking the oracle: An initial phase decorrelation approach for class incremental learning. In *Proceedings of the IEEE/CVF Conference on Computer Vision and Pattern Recognition*, pages 16722–16731, 2022.
- [33] James Seale Smith, Leonid Karlinsky, Vyshnavi Gutta, Paola Cascante-Bonilla, Donghyun Kim, Assaf Arbelle, Rameswar Panda, Rogerio Feris, and Zsolt Kira. Coda-prompt: Continual decomposed attention-based prompting for rehearsal-free continual learning. In *Proceedings of the IEEE/CVF Conference on Computer Vision and Pattern Recognition*, pages 11909–11919, 2023.
- [34] Jake Snell, Kevin Swersky, and Richard Zemel. Prototypical networks for few-shot learning. In *Advances in neural information processing systems*, 2017.
- [35] Yuwen Tan, Qin hao Zhou, Xiang Xiang, Ke Wang, Yuchuan Wu, and Yongbin Li. Semantically-shifted incremental adapter-tuning is a continual vitransformer. In *Proceedings of the IEEE/CVF Conference on Computer Vision and Pattern Recognition*, 2024.
- [36] Laurens Van der Maaten and Geoffrey Hinton. Visualizing data using t-sne. *Journal of machine learning research*, 9(11), 2008.
- [37] Ashish Vaswani, Noam Shazeer, Niki Parmar, Jakob Uszkoreit, Llion Jones, Aidan N Gomez, Łukasz Kaiser, and Illia Polosukhin. Attention is all you need. *Advances in neural information processing systems*, 30, 2017.
- [38] Catherine Wah, Steve Branson, Peter Welinder, Pietro Perona, and Serge Belongie. The caltech-ucsd birds-200-2011 dataset. *Technical report*, 2011.
- [39] Liyuan Wang, Jingyi Xie, Xingxing Zhang, Mingyi Huang, Hang Su, and Jun Zhu. Hierarchical decomposition of prompt-based continual learning: Rethinking obscured sub-optimality. *Advances in Neural Information Processing Systems*, 36, 2023.
- [40] Yabin Wang, Zhiwu Huang, and Xiaopeng Hong. S-prompts learning with pre-trained transformers: An occam’s razor for domain incremental learning. *Advances in Neural Information Processing Systems*, 35:5682–5695, 2022.
- [41] Zifeng Wang, Zizhao Zhang, Sayna Ebrahimi, Ruoxi Sun, Han Zhang, Chen-Yu Lee, Xiaoqi Ren, Guolong Su, Vincent Perot, Jennifer Dy, et al. Dualprompt: Complementary prompting for rehearsal-free continual learning. In *European Conference on Computer Vision*, pages 631–648. Springer, 2022.
- [42] Zifeng Wang, Zizhao Zhang, Chen-Yu Lee, Han Zhang, Ruoxi Sun, Xiaoqi Ren, Guolong Su, Vincent Perot, Jennifer Dy, and Tomas Pfister. Learning to prompt for continual learning. In *Proceedings of the IEEE/CVF Conference on Computer Vision and Pattern Recognition*, pages 139–149, 2022.
- [43] Ju Xu and Zhanxing Zhu. Reinforced continual learning. *Advances in neural information processing systems*, 31, 2018.
- [44] Jaehong Yoon, Eunho Yang, Jeongtae Lee, and Sung Ju Hwang. Lifelong learning with dynamically expandable networks. In *6th International Conference on Learning Representations, ICLR 2018*. International Conference on Learning Representations, ICLR, 2018.
- [45] Sung Whan Yoon, Do-Yeon Kim, Jun Seo, and Jaekyun Moon. Xtarnet: Learning to extract task-adaptive representation for incremental few-shot learning. In *International conference on machine learning*, 2020.
- [46] Lu Yu, Bartłomiej Twardowski, Xialei Liu, Luis Herranz, Kai Wang, Yongmei Cheng, Shangling Jui, and Joost van de Weijer. Semantic drift compensation for class-incremental learning. In *Proceedings of the IEEE conference on computer vision and pattern recognition*, pages 6982–6991, 2020.
- [47] Friedemann Zenke, Ben Poole, and Surya Ganguli. Continual learning through synaptic intelligence. In *International conference on machine learning*, pages 3987–3995, 2017.

- [48] Xiaohua Zhai, Joan Puigcerver, Alexander Kolesnikov, Pierre Ruysen, Carlos Riquelme, Mario Lucic, Josip Djolonga, Andre Susano Pinto, Maxim Neumann, Alexey Dosovitskiy, et al. A large-scale study of representation learning with the visual task adaptation benchmark. *arXiv preprint arXiv:1910.04867*, 2019.
- [49] Gengwei Zhang, Liyuan Wang, Guoliang Kang, Ling Chen, and Yunchao Wei. Slca: Slow learner with classifier alignment for continual learning on a pre-trained model. In *Proceedings of the IEEE/CVF International Conference on Computer Vision (ICCV)*, pages 19148–19158, October 2023.
- [50] Yuanhan Zhang, Zhenfei Yin, Jing Shao, and Ziwei Liu. Benchmarking omni-vision representation through the lens of visual realms. In *European Conference on Computer Vision*, pages 594–611. Springer, 2022.
- [51] Linglan Zhao, Jing Lu, Yunlu Xu, Zhanzhan Cheng, Dashan Guo, Yi Niu, and Xiangzhong Fang. Few-shot class-incremental learning via class-aware bilateral distillation. In *Proceedings of the IEEE/CVF conference on computer vision and pattern recognition*, pages 11838–11847, 2023.
- [52] Da-Wei Zhou, Zi-Wen Cai, Han-Jia Ye, De-Chuan Zhan, and Ziwei Liu. Revisiting class-incremental learning with pre-trained models: Generalizability and adaptivity are all you need. *International Journal of Computer Vision*, pages 1–21, 2024.
- [53] Da-Wei Zhou, Hai-Long Sun, Jingyi Ning, Han-Jia Ye, and De-Chuan Zhan. Continual learning with pre-trained models: A survey. In *Proceedings of the 33rd International Joint Conference on Artificial Intelligence (IJCAI)*, pages 8363–8371, 2024.
- [54] Da-Wei Zhou, Hai-Long Sun, Han-Jia Ye, and De-Chuan Zhan. Expandable subspace ensemble for pre-trained model-based class-incremental learning. In *Proceedings of the IEEE/CVF Conference on Computer Vision and Pattern Recognition*, 2024.
- [55] Didi Zhu, Zhongyi Sun, Zexi Li, Tao Shen, Ke Yan, Shouhong Ding, Kun Kuang, and Chao Wu. Model tailor: Mitigating catastrophic forgetting in multi-modal large language models. In *International conference on machine learning*, 2024.

Appendices

A Parameter-Efficient Tuning (PET)

Trained on vast amounts of data, models with billions of parameters exhibit remarkable performance across various tasks. However, the expansive scale and computation pose considerable challenges when customizing them for downstream deployment. From this perspective, parameter-efficient tuning (PET) provides a practical solution by effectively adapting the large pre-trained models with limited additional parameters.

Parameter-efficient tuning selectively adjusts a small proportion of the model parameters while keeping the rest frozen. In this way, pre-trained models (PTMs) can partially keep the generalization and deal with domain gaps at a low resource cost [10]. Motivated by this, PTM-based continual learning models leverage PET in their paradigm to achieve desirable results [23, 52, 54]. Typically, continual learning works leverage ViT-B/16-IN1K and ViT-B/16-IN21K as the backbones and fine-tune the model mainly with three PET algorithms: Adapter [6], Scale & Shift (SSF) [21] and Visual Prompt Tuning (VPT) [16], which are introduced in the following:

Adapter: Adapters are small additional layers inserted into the layers of a PTM. Each adapter layer generally consists of three parts: a down-projection layer $W_{\text{down}} \in \mathbb{R}^{d \times r}$ which reduces the input feature dimension, a non-linear activation function (*e.g.*, ReLU), and an up-projection layer $W_{\text{up}} \in \mathbb{R}^{r \times d}$ which projects features back to the original dimension. Specifically, given an input $\mathbf{x} \in \mathbb{R}^{L \times d}$, the output $\mathbf{y} \in \mathbb{R}^{L \times d}$ is expressed as:

$$\mathbf{y} = \text{MLP}(\mathbf{x}) + \text{ReLU}(\mathbf{x} \odot W_{\text{down}}) \odot W_{\text{up}}, \quad (12)$$

where L , d and r represent the length of the input feature sequence, original feature dimension and projected feature dimension. In the above equation, “ \odot ” denotes matrix multiplication.

Scale & Shift (SSF): SSF involves two main operations: scaling, which multiplies each feature by a learnable vector to adjust its spread, and shifting, which adds a trainable vector to each feature to change its central position. In the context of fine-tuning PTMs, SSF helps to normalize the feature distributions and adjust to new data. This improves performance and robustness by maintaining consistency in distribution. Specifically,

$$\mathbf{y} = \gamma \cdot \mathbf{x} + \beta, \quad (13)$$

where $\gamma \in \mathbb{R}^d$ and $\beta \in \mathbb{R}^d$ are the scaling and shifting vectors, respectively. Moreover, “ \cdot ” represents element-wise multiplication.

Visual Prompt Tuning (VPT): VPT extends original input features with lightweight learnable tokens and the extended features will be fed into subsequent transformer blocks of ViT [7] to obtain the final adapted embedding. Concretely, denote the learnable prompts as $\mathbf{P} \in \mathbb{R}^{K \times d}$, extended features can be expressed as:

$$\mathbf{y} = [\mathbf{P}, \mathbf{x}], \quad (14)$$

where K is the length of the prompt and $\mathbf{y} \in \mathbb{R}^{(K+L) \times d}$ is the extended feature.

B Effects of PET to SAFE

In the main paper, we report the remarkable performance of the proposed SAFE framework under the same PET setting as [23]. In this section, we demonstrate that the proposed approach is a general framework that is compatible with diverse PET modules. Specifically, we combine SAFE with Adapter [6], Scale & Shift(SSF) [21] and Visual Prompt Tuning (VPT) [16]. As depicted in Table 7, we report the final accuracy on six datasets compared with the baseline method [23].

As shown in Table 7, the proposed SAFE framework outperforms the baseline across various PET modules by a substantial margin. It is worth noting that the proposed method consistently exceeds the baseline on ImageNet-A by over 4% with different PET modules. We also achieve performance improvements by 2.2% with Adapter, 3.1% with SSF, and 3.0% with VPT on ImageNet-R. These results demonstrate the general applicability of our framework across PET algorithms.

Table 7: Performances of SAFE and our baseline PanPAC [23] with three different parameter-efficient tuning (PET) modules on six datasets. The rows in shadow show improvements compared to the baseline. The best results are in **bold**.

Method	PET	CIFAR	IN-R	IN-A	CUB	OB	VTAB	Avg
Baseline		92.2	77.8	59.9	90.3	79.6	92.6	82.1
SAFE (ours)	Adapter	92.8	80.0	64.1	91.1	80.3	94.3	83.8
<i>Improve</i>		+0.6	+2.2	+4.2	+0.8	+0.7	+1.7	+1.7
Baseline		90.3	77.9	62.4	89.9	78.8	92.2	81.9
SAFE (ours)	SSF	91.6	81.0	66.6	91.0	79.8	95.0	84.2
<i>Improve</i>		+1.3	+3.1	+4.2	+1.1	+1.0	+2.8	+2.3
Baseline		90.0	76.7	61.2	89.7	79.9	91.6	81.5
SAFE (ours)	VPT	92.2	79.7	65.7	90.8	80.9	93.4	83.8
<i>Improve</i>		+2.2	+3.0	+4.5	+1.1	+1.0	+1.8	+2.3

C Pseudo-code

For the detailed training procedure of the slow learner in Section 3.3 and the fast learner in Section 3.4, we summarize the pseudo-code of our method SAFE training in Algorithm 1.

Algorithm 1 Model Training in Incremental Session t

Input: Model from session $t - 1$, training data \mathcal{D}^t from session t .

Output: Updated model in session t .

- 1: **Phase 1:** Slow learner in session $t = 1$.
 - 2: Freeze pre-trained model parameters θ_{PTM} .
 - 3: Randomly initialize classification weights W_{slow} and efficient tuning parameters $\theta_{\text{S-PET}}$.
 - 4: **while** not done **do**
 - 5: $\{(x, y)\} \leftarrow$ sample a batch of data from \mathcal{D}^1 .
 - 6: Calculate the correlation matrix in Eq. (1) and losses $\mathcal{L}_{\text{diag}}$, \mathcal{L}_{rdn} in Eq. (2), Eq. (3).
 - 7: Calculate the overall loss function $\mathcal{L}_{\text{slow}}$ in Eq. (5).
 - 8: Update $\{W_{\text{slow}}, \theta_{\text{S-PET}}\}$ with gradients $\nabla \mathcal{L}_{\text{slow}}$.
 - 9: **end while**
 - 10: Replace W_{slow} with imprinted weights (*i.e.*, feature centroids of each class in \mathcal{D}^1).
 - 11: Freeze parameters $\{W_{\text{slow}}, \theta_{\text{S-PET}}\}$.
 - 12:
 - 13: **Phase 2:** Fast Learner in session $t > 1$.
 - 14: Expand $W_{\text{slow}} (\mathbb{R}^{d \times |\mathcal{Y}_{1:t-1}|} \rightarrow \mathbb{R}^{d \times |\mathcal{Y}_{1:t}|})$ with imprinted weights using ϕ_{slow} and \mathcal{D}^t .
 - 15: Expand $W_{\text{fast}} (\mathbb{R}^{d \times |\mathcal{Y}_{1:t-1}|} \rightarrow \mathbb{R}^{d \times |\mathcal{Y}_{1:t}|})$ with imprinted weights using ϕ_{fast} and \mathcal{D}^t .
 - 16: Initialize the fast learner’s efficient tuning parameters $\theta_{\text{F-PET}}$ from session $t - 1$.
 - 17: **while** not done **do**
 - 18: $\{(x, y)\} \leftarrow$ sample a batch of data from \mathcal{D}^t .
 - 19: Calculate feature alignment loss \mathcal{L}_{cos} in Eq. (6) and cross-classification loss $\mathcal{L}_{\text{s} \leftrightarrow \text{f}}$ in Eq. (7).
 - 20: Calculate the overall loss function $\mathcal{L}_{\text{fast}}$ in Eq. (8).
 - 21: Update $\{W_{\text{fast}}, \theta_{\text{F-PET}}\}$ with gradients $\nabla \mathcal{L}_{\text{fast}}$.
 - 22: **end while**
-

D Further Ablations

Hyper-Parameters Sensitivity. Our framework SAFE includes 4 hyper-parameters: λ_{diag} and λ_{rdn} for the slow learner, λ_{cos} for the fast learner, and γ for aggregation. In this section, we supply detailed hyper-parameter sensitivity analyses on ImageNet-A. Results for λ_{diag} and λ_{rdn} are depicted in Fig. 7, while the results for λ_{cos} are shown in Table 8. Moreover, Table 9 presents the experiment on γ . It is observed that hyper-parameters remain relatively stable within a certain range. For example, the slow learner can achieve satisfactory results with λ_{diag} in the range from 0.1 to 1, and λ_{rdn} in the range from 100 to 500. The fast learner can obtain good performance with λ_{cos} in the interval from

50 to 100. Moreover, the aggregation module works well by simply setting γ to 1. As a result, we set $\lambda_{\text{diag}} = 0.1$, $\lambda_{\text{rdn}} = 100$, $\lambda_{\text{cos}} = 50$, $\gamma = 1$ as the default choices of hyper-parameters as stated in Section 4.1 of our main paper.

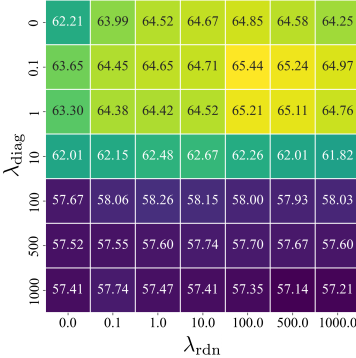


Figure 7: Ablations of hyper-parameter sensitivity on λ_{diag} and λ_{rdn} for the slow learner.

Table 8: Ablation of λ_{cos} on the fast learner.

λ_{cos}	0	0.1	1	10	50	100
FL	18.56	21.33	40.49	65.20	66.49	66.08

Table 9: Ablation of γ on the aggregated model.

γ	0	0.1	1	5	10	100
SAFE	65.90	66.36	66.56	66.50	66.24	66.03

Teacher Models for the Fast Learner. As discussed in Section 3.4, the fast learner is guided by the slow learner during adapting to novel classes. In this section, we provide additional experiments on the choice of the teacher model which guides the training of the fast learner. We conduct comparisons on training the fast learner directly (None teacher), using the pre-trained model as a teacher (PTM) and using the fast learner from the last session as a teacher ($t - 1$). As shown in Table 10, utilizing the slow learner as a teacher model surpasses all the alternatives. This is because the slow learner can provide generalizable knowledge to the fast learner and simultaneously alleviate forgetting.

Table 10: Ablation of the teacher model for the fast learner.

Teacher	Fast learner	
	Final	Avg
None	8.16	30.73
PTM	55.76	65.46
Fast learner ($t - 1$)	63.66	74.25
Slow learner	66.49	74.50

E Comparisons with RanPAC

While both the proposed SAFE and PanPAC [23] leverage PTMs for continual learning, they target different components of the model. Specifically, RanPAC focuses on deriving decorrelated classification weights for the classification head with frozen features, whereas our method emphasizes the improvement of trainable feature embeddings within the feature extractor. Furthermore, there is a distinct difference in the correlation matrices utilized by the two methods. The correlation coefficients




Figure 8: Visualization of seven benchmark datasets.

matrix in RanPAC, as shown in Figure 2 of their paper, has dimensions $\mathbb{R}^{C \times C}$, where C denotes the number of classes in the classification head. In contrast, our method employs a cross-correlation matrix of dimensions $\mathbb{R}^{d \times d}$, with d representing the feature dimension, as detailed in Eq. (1).

In addition, we would like to emphasize that our method is orthogonal to RanPAC. In fact, our approach is built upon RanPAC, and as evidenced in Table 2 of our paper, our method consistently outperforms RanPAC by a significant margin.

F Visualization of Datasets

In this section, we provide visualization results of the seven evaluated datasets: CIFAR100 [18], ImageNet-R (IN-R) [11], ImageNet-A (IN-A) [12], CUB200 [38], Omnibenchmark (OB) [50], VTAB [48] and DomainNet [27]. As shown in Fig. 8, SAFE can perform well on datasets with various characteristics. It is noteworthy that SAFE is capable of scenarios where the data distribution between tasks shifts significantly. For example, our method also shows superior performance on VTAB and DomainNet which comprise 5 and 6 distinct tasks, respectively.

NeurIPS Paper Checklist

1. Claims

Question: Do the main claims made in the abstract and introduction accurately reflect the paper's contributions and scope?

Answer: [Yes]

Justification: The abstract and introduction clearly state the main contributions and scope of the paper, accurately reflecting the theoretical and experimental results presented.

Guidelines:

- The answer NA means that the abstract and introduction do not include the claims made in the paper.
- The abstract and/or introduction should clearly state the claims made, including the contributions made in the paper and important assumptions and limitations. A No or NA answer to this question will not be perceived well by the reviewers.
- The claims made should match theoretical and experimental results, and reflect how much the results can be expected to generalize to other settings.
- It is fine to include aspirational goals as motivation as long as it is clear that these goals are not attained by the paper.

2. Limitations

Question: Does the paper discuss the limitations of the work performed by the authors?

Answer: [Yes]

Justification: The paper includes a separate "Limitations" section (in Appendix) that discusses the potential weaknesses of the proposed approach.

Guidelines:

- The answer NA means that the paper has no limitation while the answer No means that the paper has limitations, but those are not discussed in the paper.
- The authors are encouraged to create a separate "Limitations" section in their paper.
- The paper should point out any strong assumptions and how robust the results are to violations of these assumptions (e.g., independence assumptions, noiseless settings, model well-specification, asymptotic approximations only holding locally). The authors should reflect on how these assumptions might be violated in practice and what the implications would be.
- The authors should reflect on the scope of the claims made, e.g., if the approach was only tested on a few datasets or with a few runs. In general, empirical results often depend on implicit assumptions, which should be articulated.
- The authors should reflect on the factors that influence the performance of the approach. For example, a facial recognition algorithm may perform poorly when image resolution is low or images are taken in low lighting. Or a speech-to-text system might not be used reliably to provide closed captions for online lectures because it fails to handle technical jargon.
- The authors should discuss the computational efficiency of the proposed algorithms and how they scale with dataset size.
- If applicable, the authors should discuss possible limitations of their approach to address problems of privacy and fairness.
- While the authors might fear that complete honesty about limitations might be used by reviewers as grounds for rejection, a worse outcome might be that reviewers discover limitations that aren't acknowledged in the paper. The authors should use their best judgment and recognize that individual actions in favor of transparency play an important role in developing norms that preserve the integrity of the community. Reviewers will be specifically instructed to not penalize honesty concerning limitations.

3. Theory Assumptions and Proofs

Question: For each theoretical result, does the paper provide the full set of assumptions and a complete (and correct) proof?

Answer: [NA]

Justification: The paper does not include theoretical results, hence this question is not applicable.

Guidelines:

- The answer NA means that the paper does not include theoretical results.
- All the theorems, formulas, and proofs in the paper should be numbered and cross-referenced.
- All assumptions should be clearly stated or referenced in the statement of any theorems.
- The proofs can either appear in the main paper or the supplemental material, but if they appear in the supplemental material, the authors are encouraged to provide a short proof sketch to provide intuition.
- Inversely, any informal proof provided in the core of the paper should be complemented by formal proofs provided in appendix or supplemental material.
- Theorems and Lemmas that the proof relies upon should be properly referenced.

4. Experimental Result Reproducibility

Question: Does the paper fully disclose all the information needed to reproduce the main experimental results of the paper to the extent that it affects the main claims and/or conclusions of the paper (regardless of whether the code and data are provided or not)?

Answer: [Yes]

Justification: The paper provides detailed descriptions of the experimental setup, including datasets, hyperparameters, and evaluation metrics, allowing for reproducibility of the main results.

Guidelines:

- The answer NA means that the paper does not include experiments.
- If the paper includes experiments, a No answer to this question will not be perceived well by the reviewers: Making the paper reproducible is important, regardless of whether the code and data are provided or not.
- If the contribution is a dataset and/or model, the authors should describe the steps taken to make their results reproducible or verifiable.
- Depending on the contribution, reproducibility can be accomplished in various ways. For example, if the contribution is a novel architecture, describing the architecture fully might suffice, or if the contribution is a specific model and empirical evaluation, it may be necessary to either make it possible for others to replicate the model with the same dataset, or provide access to the model. In general, releasing code and data is often one good way to accomplish this, but reproducibility can also be provided via detailed instructions for how to replicate the results, access to a hosted model (e.g., in the case of a large language model), releasing of a model checkpoint, or other means that are appropriate to the research performed.
- While NeurIPS does not require releasing code, the conference does require all submissions to provide some reasonable avenue for reproducibility, which may depend on the nature of the contribution. For example
 - (a) If the contribution is primarily a new algorithm, the paper should make it clear how to reproduce that algorithm.
 - (b) If the contribution is primarily a new model architecture, the paper should describe the architecture clearly and fully.
 - (c) If the contribution is a new model (e.g., a large language model), then there should either be a way to access this model for reproducing the results or a way to reproduce the model (e.g., with an open-source dataset or instructions for how to construct the dataset).
 - (d) We recognize that reproducibility may be tricky in some cases, in which case authors are welcome to describe the particular way they provide for reproducibility. In the case of closed-source models, it may be that access to the model is limited in some way (e.g., to registered users), but it should be possible for other researchers to have some path to reproducing or verifying the results.

5. Open access to data and code

Question: Does the paper provide open access to the data and code, with sufficient instructions to faithfully reproduce the main experimental results, as described in supplemental material?

Answer: [Yes]

Justification: Codes at <https://github.com/MIFA-Lab/SAFE>.

Guidelines:

- The answer NA means that paper does not include experiments requiring code.
- Please see the NeurIPS code and data submission guidelines (<https://nips.cc/public/guides/CodeSubmissionPolicy>) for more details.
- While we encourage the release of code and data, we understand that this might not be possible, so “No” is an acceptable answer. Papers cannot be rejected simply for not including code, unless this is central to the contribution (e.g., for a new open-source benchmark).
- The instructions should contain the exact command and environment needed to run to reproduce the results. See the NeurIPS code and data submission guidelines (<https://nips.cc/public/guides/CodeSubmissionPolicy>) for more details.
- The authors should provide instructions on data access and preparation, including how to access the raw data, preprocessed data, intermediate data, and generated data, etc.
- The authors should provide scripts to reproduce all experimental results for the new proposed method and baselines. If only a subset of experiments are reproducible, they should state which ones are omitted from the script and why.
- At submission time, to preserve anonymity, the authors should release anonymized versions (if applicable).
- Providing as much information as possible in supplemental material (appended to the paper) is recommended, but including URLs to data and code is permitted.

6. Experimental Setting/Details

Question: Does the paper specify all the training and test details (e.g., data splits, hyperparameters, how they were chosen, type of optimizer, etc.) necessary to understand the results?

Answer: [Yes]

Justification: The paper specifies all necessary details about the training and testing processes, including data splits, hyperparameters, and optimization methods.

Guidelines:

- The answer NA means that the paper does not include experiments.
- The experimental setting should be presented in the core of the paper to a level of detail that is necessary to appreciate the results and make sense of them.
- The full details can be provided either with the code, in appendix, or as supplemental material.

7. Experiment Statistical Significance

Question: Does the paper report error bars suitably and correctly defined or other appropriate information about the statistical significance of the experiments?

Answer: [NA]

Justification: The paper does not report error bars or other statistical significance measures for the experimental results.

Guidelines:

- The answer NA means that the paper does not include experiments.
- The authors should answer "Yes" if the results are accompanied by error bars, confidence intervals, or statistical significance tests, at least for the experiments that support the main claims of the paper.

- The factors of variability that the error bars are capturing should be clearly stated (for example, train/test split, initialization, random drawing of some parameter, or overall run with given experimental conditions).
- The method for calculating the error bars should be explained (closed form formula, call to a library function, bootstrap, etc.)
- The assumptions made should be given (e.g., Normally distributed errors).
- It should be clear whether the error bar is the standard deviation or the standard error of the mean.
- It is OK to report 1-sigma error bars, but one should state it. The authors should preferably report a 2-sigma error bar than state that they have a 96% CI, if the hypothesis of Normality of errors is not verified.
- For asymmetric distributions, the authors should be careful not to show in tables or figures symmetric error bars that would yield results that are out of range (e.g. negative error rates).
- If error bars are reported in tables or plots, The authors should explain in the text how they were calculated and reference the corresponding figures or tables in the text.

8. Experiments Compute Resources

Question: For each experiment, does the paper provide sufficient information on the computer resources (type of compute workers, memory, time of execution) needed to reproduce the experiments?

Answer: [Yes]

Justification: The paper provides information about the computational resources.

Guidelines:

- The answer NA means that the paper does not include experiments.
- The paper should indicate the type of compute workers CPU or GPU, internal cluster, or cloud provider, including relevant memory and storage.
- The paper should provide the amount of compute required for each of the individual experimental runs as well as estimate the total compute.
- The paper should disclose whether the full research project required more compute than the experiments reported in the paper (e.g., preliminary or failed experiments that didn't make it into the paper).

9. Code Of Ethics

Question: Does the research conducted in the paper conform, in every respect, with the NeurIPS Code of Ethics <https://neurips.cc/public/EthicsGuidelines?>

Answer: [Yes]

Justification: The research conforms to the NeurIPS Code of Ethics, ensuring ethical considerations are met throughout the study.

Guidelines:

- The answer NA means that the authors have not reviewed the NeurIPS Code of Ethics.
- If the authors answer No, they should explain the special circumstances that require a deviation from the Code of Ethics.
- The authors should make sure to preserve anonymity (e.g., if there is a special consideration due to laws or regulations in their jurisdiction).

10. Broader Impacts

Question: Does the paper discuss both potential positive societal impacts and negative societal impacts of the work performed?

Answer: [No]

Justification: The paper does not discuss the potential societal impacts, either positive or negative, of the work performed.

Guidelines:

- The answer NA means that there is no societal impact of the work performed.

- If the authors answer NA or No, they should explain why their work has no societal impact or why the paper does not address societal impact.
- Examples of negative societal impacts include potential malicious or unintended uses (e.g., disinformation, generating fake profiles, surveillance), fairness considerations (e.g., deployment of technologies that could make decisions that unfairly impact specific groups), privacy considerations, and security considerations.
- The conference expects that many papers will be foundational research and not tied to particular applications, let alone deployments. However, if there is a direct path to any negative applications, the authors should point it out. For example, it is legitimate to point out that an improvement in the quality of generative models could be used to generate deepfakes for disinformation. On the other hand, it is not needed to point out that a generic algorithm for optimizing neural networks could enable people to train models that generate Deepfakes faster.
- The authors should consider possible harms that could arise when the technology is being used as intended and functioning correctly, harms that could arise when the technology is being used as intended but gives incorrect results, and harms following from (intentional or unintentional) misuse of the technology.
- If there are negative societal impacts, the authors could also discuss possible mitigation strategies (e.g., gated release of models, providing defenses in addition to attacks, mechanisms for monitoring misuse, mechanisms to monitor how a system learns from feedback over time, improving the efficiency and accessibility of ML).

11. Safeguards

Question: Does the paper describe safeguards that have been put in place for responsible release of data or models that have a high risk for misuse (e.g., pretrained language models, image generators, or scraped datasets)?

Answer: [No]

Justification: The paper includes no such risk.

Guidelines:

- The answer NA means that the paper poses no such risks.
- Released models that have a high risk for misuse or dual-use should be released with necessary safeguards to allow for controlled use of the model, for example by requiring that users adhere to usage guidelines or restrictions to access the model or implementing safety filters.
- Datasets that have been scraped from the Internet could pose safety risks. The authors should describe how they avoided releasing unsafe images.
- We recognize that providing effective safeguards is challenging, and many papers do not require this, but we encourage authors to take this into account and make a best faith effort.

12. Licenses for existing assets

Question: Are the creators or original owners of assets (e.g., code, data, models), used in the paper, properly credited and are the license and terms of use explicitly mentioned and properly respected?

Answer: [Yes]

Justification: The paper properly credits the creators of existing assets used and specifies the licenses and terms of use.

Guidelines:

- The answer NA means that the paper does not use existing assets.
- The authors should cite the original paper that produced the code package or dataset.
- The authors should state which version of the asset is used and, if possible, include a URL.
- The name of the license (e.g., CC-BY 4.0) should be included for each asset.
- For scraped data from a particular source (e.g., website), the copyright and terms of service of that source should be provided.

- If assets are released, the license, copyright information, and terms of use in the package should be provided. For popular datasets, paperswithcode.com/datasets has curated licenses for some datasets. Their licensing guide can help determine the license of a dataset.
- For existing datasets that are re-packaged, both the original license and the license of the derived asset (if it has changed) should be provided.
- If this information is not available online, the authors are encouraged to reach out to the asset's creators.

13. **New Assets**

Question: Are new assets introduced in the paper well documented and is the documentation provided alongside the assets?

Answer: [NA]

Justification: The paper does not introduce any new assets, making this question not applicable.

Guidelines:

- The answer NA means that the paper does not release new assets.
- Researchers should communicate the details of the dataset/code/model as part of their submissions via structured templates. This includes details about training, license, limitations, etc.
- The paper should discuss whether and how consent was obtained from people whose asset is used.
- At submission time, remember to anonymize your assets (if applicable). You can either create an anonymized URL or include an anonymized zip file.

14. **Crowdsourcing and Research with Human Subjects**

Question: For crowdsourcing experiments and research with human subjects, does the paper include the full text of instructions given to participants and screenshots, if applicable, as well as details about compensation (if any)?

Answer: [NA]

Justification: The paper does not involve any crowdsourcing or research with human subjects.

Guidelines:

- The answer NA means that the paper does not involve crowdsourcing nor research with human subjects.
- Including this information in the supplemental material is fine, but if the main contribution of the paper involves human subjects, then as much detail as possible should be included in the main paper.
- According to the NeurIPS Code of Ethics, workers involved in data collection, curation, or other labor should be paid at least the minimum wage in the country of the data collector.

15. **Institutional Review Board (IRB) Approvals or Equivalent for Research with Human Subjects**

Question: Does the paper describe potential risks incurred by study participants, whether such risks were disclosed to the subjects, and whether Institutional Review Board (IRB) approvals (or an equivalent approval/review based on the requirements of your country or institution) were obtained?

Answer: [NA]

Justification: The paper does not involve any research with human subjects, hence IRB approval is not applicable.

Guidelines:

- The answer NA means that the paper does not involve crowdsourcing nor research with human subjects.

- Depending on the country in which research is conducted, IRB approval (or equivalent) may be required for any human subjects research. If you obtained IRB approval, you should clearly state this in the paper.
- We recognize that the procedures for this may vary significantly between institutions and locations, and we expect authors to adhere to the NeurIPS Code of Ethics and the guidelines for their institution.
- For initial submissions, do not include any information that would break anonymity (if applicable), such as the institution conducting the review.